

ESTTA Tracking number: **ESTTA1160847**

Filing date: **09/21/2021**

IN THE UNITED STATES PATENT AND TRADEMARK OFFICE
BEFORE THE TRADEMARK TRIAL AND APPEAL BOARD

Petition for Cancellation

Notice is hereby given that the following party has filed a petition to cancel the registration indicated below.

Petitioner Information

Name	Coastal Cocktails, Inc.		
Entity	Corporation	Citizenship	California
Address	18011 MITCHELL SOUTH, SUITE B IRVINE, CA 92614 UNITED STATES		
Correspondence information	JENNIFER LANTZ DUANE MORRIS LLP 2475 HANOVER STREET PALO ALTO, CA 94304 UNITED STATES Primary Email: jmlantz@duanemorris.com Secondary Email(s): mckillian@duanemorris.com, IJGuinto@duanemorris.com, mstevland@duanemorris.com No phone number provided.		

Registration Subject to Cancellation

Registration No.	6453593	Registration date	08/17/2021
Registrant	Frankford Candy, LLC 9300 ASHTON ROAD PHILADELPHIA, PA 19114 UNITED STATES		

Goods/Services Subject to Cancellation


Class 030. First Use: 2019/03/08 First Use In Commerce: 2019/10/08
All goods and services in the class are subject to cancellation, namely: Hot chocolate beverage mix; candy


Grounds for Cancellation

Priority and likelihood of confusion	Trademark Act Sections 14(1) and 2(d)
The mark is merely descriptive	Trademark Act Sections 14(1) and 2(e)(1)
The mark is or has become generic	Trademark Act Section 14(3), or Section 23 if on Supplemental Register
No use of mark in commerce before application, amendment to allege use, or statement of use was filed	Trademark Act Sections 14(1) and 1(a), (c), and (d)
Failure to function as a mark	Trademark Act Sections 14(1) and 1,2 and 45
Fraud on the USPTO	Trademark Act Section 14(3); In re Bose Corp.,


	580 F.3d 1240, 91 USPQ2d 1938 (Fed. Cir. 2009)
--	--


Marks Cited by Petitioner as Basis for Cancellation

U.S. Application No.	90275312	Application Date	10/23/2020
Registration Date	NONE	Foreign Priority Date	NONE
Word Mark	BOM BOMS		
Design Mark			
Description of Mark	NONE		
Goods/Services	Class 030. First use: First Use: 0 First Use In Commerce: 0 Non-alcoholic drink mixes; cocoa-based beverage mixes; hot cocoa mixes		

U.S. Application No.	90275321	Application Date	10/23/2020
Registration Date	NONE	Foreign Priority Date	NONE
Word Mark	COCOA BOM BOMS		
Design Mark			
Description of Mark	NONE		
Goods/Services	Class 030. First use: First Use: 0 First Use In Commerce: 0 Non-alcoholic drink mixes; cocoa-based beverage mixes; hot cocoa mixes		

U.S. Application No.	90279461	Application Date	10/26/2020
Registration Date	NONE	Foreign Priority Date	NONE

Word Mark	BOMBOMS
Design Mark	
Description of Mark	NONE
Goods/Services	Class 030. First use: First Use: 0 First Use In Commerce: 0 Hot drink mixes; non-alcoholic drink mixes; cocoa-based drink mixes; chocolate confections; candy; molded chocolate confections; molded candies

U.S. Application No.	90279475	Application Date	10/26/2020
Registration Date	NONE	Foreign Priority Date	NONE
Word Mark	BOMBOMBS		
Design Mark			
Description of Mark	NONE		
Goods/Services	Class 030. First use: First Use: 0 First Use In Commerce: 0 Hot drink mixes; non-alcoholic drink mixes; cocoa-based drink mixes; chocolate confections; candy; molded chocolate confections; molded candies		

U.S. Application No.	90279453	Application Date	10/26/2020
Registration Date	NONE	Foreign Priority Date	NONE
Word Mark	BOMBOMS HOT CHOCOLATE BOMBS		

Design Mark	BOMBOMS HOT CHOCOLATE BOMBS
Description of Mark	NONE
Goods/Services	Class 030. First use: First Use: 0 First Use In Commerce: 0 Hot drink mixes; non-alcoholic drink mixes; cocoa-based drink mixes; chocolate confections; candy; molded chocolate confections; molded candies

U.S. Application No.	90279467	Application Date	10/26/2020
Registration Date	NONE	Foreign Priority Date	NONE
Word Mark	BOMBOMBS HOT CHOCOLATE BOMBS		
Design Mark	BOMBOMBS HOT CHOCOLATE BOMBS		
Description of Mark	NONE		
Goods/Services	Class 030. First use: First Use: 0 First Use In Commerce: 0 Hot drink mixes; non-alcoholic drink mixes; cocoa-based drink mixes; chocolate confections; candy; molded chocolate confections; molded candies		

U.S. Application/ Registration No.	NONE	Application Date	NONE
Registration Date	NONE		
Word Mark	HOT CHOCOLATE BOMB		
Goods/Services	beverage mixes and confections		

U.S. Application/ Registration No.	NONE	Application Date	NONE
Registration Date	NONE		
Word Mark	BOMB		
Goods/Services	beverage mixes and confections		

U.S. Application/ Registration No.	NONE	Application Date	NONE
------------------------------------	------	------------------	------

tion No.			
Registration Date	NONE		
Word Mark	HOT COCOA BOMB		
Goods/Services	beverage mixes and confections		

Attachments	90275312#TMSN.png(bytes) 90275321#TMSN.png(bytes) 90279461#TMSN.png(bytes) 90279475#TMSN.png(bytes) 90279453#TMSN.png(bytes) 90279467#TMSN.png(bytes) Petition to Cancel--Reg No. 6453593 for BOMB--Frankford Candy.pdf(386085 bytes) Ex. A to Petition to Cancel.pdf(1269715 bytes) Ex. B to Petition to Cancel (Blogs and Recipes).pdf(5356778 bytes) Ex. B CONT. to Petition to Cancel (Blogs and Recipes).pdf(5877185 bytes) Ex. C to Petition to Cancel (Third-Party Listings).pdf(5029993 bytes) Ex. C CONT. to Petition to Cancel (Third-Party Listings).pdf(4495851 bytes) Ex. C CONT.2 to Petition to Cancel (Third-Party Listings).pdf(4790395 bytes) Ex. D to Petition to Cancel (Articles).pdf(2356888 bytes) Ex. E to Petition to Cancel (Other Bombs).pdf(3636658 bytes) Ex. E CONT.2 to Petition to Cancel (Other Bombs).pdf(3702408 bytes) Ex. E CONT.3 to Petition to Cancel (Other Bombs).pdf(5295995 bytes) Ex. F to Petition to Cancel (Frankford Social Media).pdf(501351 bytes) Ex. G to Petition to Cancel (OA BOMBOMBS).pdf(4232966 bytes) Ex. G CONT.2 to Petition to Cancel (OA BOMBOMBS).pdf(2410466 bytes) Ex. H to Petition to Cancel (OA).pdf(980582 bytes)
-------------	--

Signature	/Meghan C. Killian/
Name	Meghan C. Killian
Date	09/21/2021

**IN THE UNITED STATES PATENT AND TRADEMARK OFFICE
BEFORE THE TRADEMARK TRIAL AND APPEAL BOARD**

In the matter of Trademark Registration No. 6,453,593

Filed: November 12, 2020

For the mark: BOMB

Registered on: August 17, 2021

Coastal Cocktails, Inc.	:	
	:	
Petitioner,	:	
	:	
	:	Cancellation No: TBD
v.	:	
	:	
Frankford Candy, LLC,	:	
	:	
Registrant.	:	
	:	

PETITION FOR CANCELLATION

Petitioner, Coastal Cocktails, Inc., a corporation organized and existing under the laws of California with an address at 18011 Mitchell South, Suite B Irvine, California 92614 (hereinafter, “Petitioner” or “Coastal”), believes that it is and will continue to be damaged by continued registration of BOMB as a trademark for “hot chocolate beverage mix; candy” in International Class 30, as shown in U.S. Registration No. 6453593, and hereby seeks the cancellation of the registration for the same, obtained in the name of Frankford Candy, LLC, a limited liability company organized and existing under the laws of Delaware with an address at 9300 Ashton Road Philadelphia, Pennsylvania 19114 (hereinafter, “Registrant”).

As grounds for the petition for cancellation, Petitioner, through its counsel, alleges that:

PETITIONER’S MARKS AND BUSINESS

1. Petitioner is a global leader in creating innovative food gifts. By combining Petitioner’s category knowledge and experience with trend analysis, it supplies leading international retailers with food and beverage products that are unique, innovative, and of exceptional value.

2. Petitioner intends to use the following marks (collectively referred to as “Petitioner’s Marks”) in connection with beverage mixes and confections and filed the below identified applications based on an intent to use the same (collectively referred to as “Petitioner’s Applications”).

Serial No.	Date Filed	Mark	Goods
90275312	October 23, 2020	BOM BOMS	Non-alcoholic drink mixes; cocoa-based beverage mixes; hot cocoa mixes
90275321	October 23, 2020	COCOA BOM BOMS	Non-alcoholic drink mixes; cocoa-based beverage mixes; hot cocoa mixes
90279461	October 26, 2020	BOMBOMS	Hot drink mixes; non-alcoholic drink mixes; cocoa-based drink mixes; chocolate confections; candy; molded chocolate confections; molded candies
90279475	October 26, 2020	BOMBOMBS	Hot drink mixes; non-alcoholic drink mixes; cocoa-based drink mixes; chocolate confections; candy; molded chocolate confections; molded candies
90279453	October 26, 2020	BOMBOMS HOT CHOCOLATE BOMBS	Hot drink mixes; non-alcoholic drink mixes; cocoa-based drink mixes; chocolate confections; candy; molded chocolate confections; molded candies
90279467	October 26, 2020	BOMBOMBS HOT CHOCOLATE BOMBS	Hot drink mixes; non-alcoholic drink mixes; cocoa-based drink mixes; chocolate confections; candy; molded chocolate confections; molded candies

3. Since at least as early as August of 2019, Petitioner also has used in commerce the terms **HOT CHOCOLATE BOMB**, **BOMB**, and **COCOA BOMB** in connection with beverage mixes and confections.

REGISTRANT'S ACTIVITIES

4. On November 12, 2020, Registrant filed U.S. Application Serial No. 90/315,859 for the mark BOMB on a use basis under Section 1(a) of the Lanham Act (“BOMB Registration”) for “Hot chocolate beverage mix; candy” in Class 30 with a claimed first use date of March 8, 2019 and first use in commerce date of October 8, 2019. Attached and incorporated herein as **Exhibit A** is a copy of the TSDR public records related to Registrant’s Application, filed on November 12, 2020.

5. Based on TSDR public records, Registrant filed a specimen that showed the following:¹



¹ When compared, the specimen filed with the application is not a substantially exact representation of the mark as shown within the drawing submitted with the application. *See*, TMEP § 807.12(a).

COUNT I: REGISTRANT'S BOMB MARK IS GENERIC

6. Petitioner repeats and incorporates by reference as if fully stated herein the allegations in the paragraphs above.

7. The term “BOMB” is widely used for a genus of goods, namely, confections that can be dissolved/mixed in liquid to change the flavor of beverages.

8. Many consumers and companies in the beverage and confections industry (including competitors of Registrant within the industry) would understand the term “BOMB” to refer to a type of dissolvable/mixable confection. Attached and incorporated herein as **Exhibits B and C** are representative examples of third-party uses of “BOMB” to refer to dissolvable/mixable confections.

9. Numerous news outlets, such as The New York Times and Eater describe goods, such as those offered by Registrant, using the term “BOMB” making it clear that this is the commonly-understood term that consumers use to name, identify and find dissolvable/mixable confections. Attached and incorporated herein as **Exhibit D** are representative examples of articles using “BOMB” to refer to dissolvable/mixable confections.

10. The third-party use of “BOMB” evidences the term’s generic nature and precludes any claim of exclusivity asserted by Registrant thereto in connection with the registered goods.

11. Petitioner and others in the beverage and confections industry are and will continue to be damaged by Registrant’s federal registration of the BOMB mark because such registration substantially interferes with Petitioner’s (and other confections providers’) ability to make legitimate use of the generic term BOMB to describe their products.

12. Registrant is not entitled to continued registration for the claimed mark.

**COUNT II: REGISTRANT'S BOMB MARK IS MERELY DESCRIPTIVE OF ITS
GOODS**

13. Petitioner repeats and incorporates by reference as if fully stated herein the allegations in the paragraphs above.

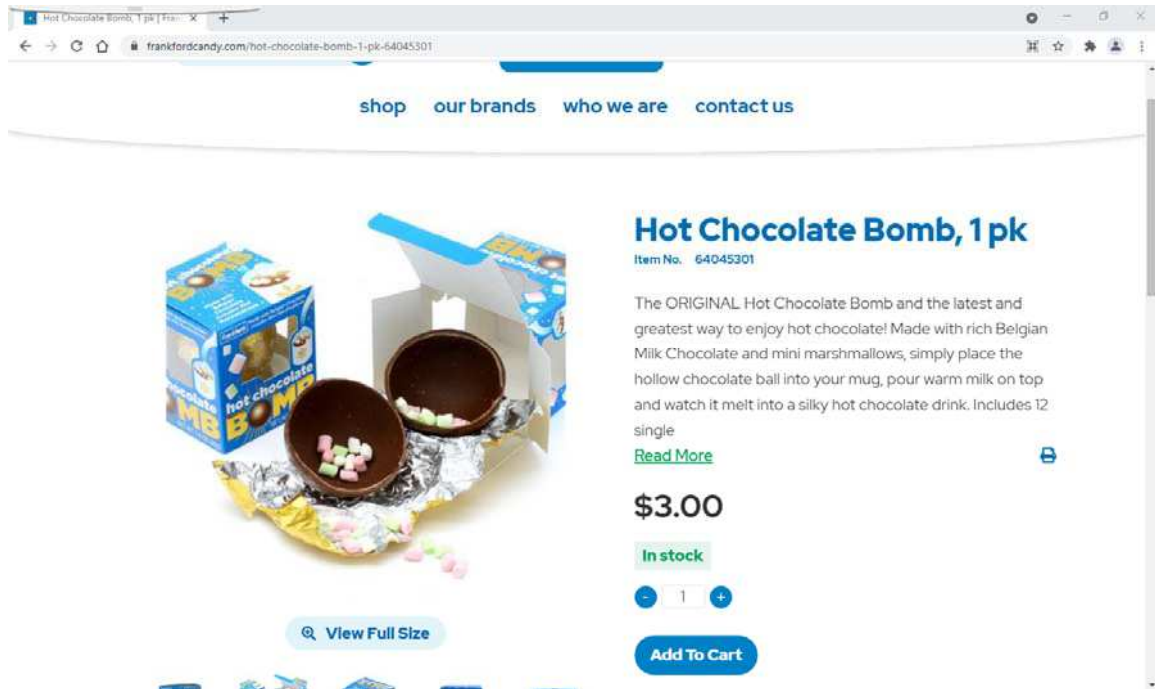
14. Registrant's BOMB mark is merely descriptive of the goods subject to Registration No. 6,453,593, *i.e.* hot chocolate beverage mix; candy.

15. The term "BOMB" is widely known and is commonly understood to describe a characteristic or feature of hot chocolate beverage mix; candy- namely, a product that dissolves when "dropped like bomb" into liquid to create hot chocolate. See, **Exhibits B-D**.

16. Numerous consumers and companies in the confections and beverage mix industry (including Registrant's competitors) have used the term "BOMB" to indicate and/or describe the nature, characteristic or feature of their beverage mixes or confections. See, **Exhibits B-C**.

17. In fact, the term "BOMB" is commonly used to describe products that dissolve/mix when placed in liquid. Attached and incorporated herein as **Exhibit E** are representative examples of third-party's using "BOMB" to refer to products that are dissolvable/mixable in liquid, including cocktail bombs, coffee bombs, tea bombs, and bath bombs.

18. As further evidence of the merely descriptive nature of the BOMB mark, Registrant has on numerous occasions used the term both descriptively and/or generically. For instance, Registrant's website at frankfordcandy.com/hotchocolatebomb-1-pk-64045301 identifies its product as "Hot Chocolate Bombs":



Further examples of Registrant’s descriptive/generic uses of “BOMB” are attached and incorporated herein as **Exhibit F**.

19. Notably, on April 8, 2021, the United States Patent and Trademark Office (“USPTO”) issued an Office Action in connection with Petitioner’s Application Serial No. 90/279,467 for **BOMBOMBS HOT CHOCOLATE BOMBS** requiring Petitioner disclaim the wording “Hot Chocolate Bombs” because it is merely descriptive of Petitioner’s goods (the same goods offered by Registrant). Attached and incorporated herein as **Exhibit G** is a copy of April 8, 2021 Office Action.

20. Similarly, on February 7, 2021, the USPTO issued an Office Action refusing Application Serial No. 87/23,807 for COCOA BOMBS for “chocolate confections”, owned by Cocoa Bombs LLC, based on the COCOA BOMBS mark being merely descriptive of the applied-for-goods. Attached and incorporated herein as **Exhibit H** is a copy of February 7, 2021 Office Action.

21. In light of the foregoing, Registrant's BOMB mark is likely to be recognized and understood by the average beverage mixes and confections consumer as describing a characteristic or feature of Registrant's beverage mixes and confections, namely that they will dissolve in liquid.

22. Because Registrant's BOMB mark is merely descriptive of a character or feature of Registrant's of beverage mixes and confections, Registrant's BOMB mark is incapable of serving the single source identification function of a trademark.

23. Petitioner and others in the beverage and confections industry are and will continue to be damaged by Registrant's federal registration of the BOMB mark because such registration substantially interferes with Petitioner's (and other confections providers') ability to make legitimate use of the descriptive term BOMB to describe their products.

24. Registrant is not entitled to continued registration for the claimed mark.

COUNT III: REGISTRANT'S FRAUD

25. Petitioner repeats and incorporates by reference as if fully stated herein the allegations in the paragraphs above.

26. In connection with its application, Registrant declared, under threat of punishment by fine or imprisonment, or both, under 18 U.S.C. § 1001, that "no other persons, except, if applicable, concurrent users, have the right to use the mark in commerce, either in the identical form or in such near resemblance as to be likely, when used on or in connection with the goods/services of such other persons, to cause confusion or mistake, or to deceive."

27. As shown above, at the time Registrant made this declaration, the term "BOMB" was prevalently used within the industry as a generic and/or descriptive term for dissolvable/mixable confections. In light of the information cited above, and upon information and belief, at the time of filing its application to register the BOMB mark, Registrant was aware of the

descriptive and/or generic nature of the term “bomb” and its inability to claim exclusive rights in the mark.

28. Upon information and belief, Registrant’s statements to the USPTO in its application to register the BOMB mark were knowingly and willfully false. Specifically, upon information and belief, Registrant’s statutory declaration that it was unaware of any other person’s right to use the mark, was knowingly and willfully false and made in a clear attempt to preempt any rights of others to use the mark.

29. Reasonably relying on Registrant’s false material statements, the USPTO granted Registration No. 5,336,227.

30. Registrant is not entitled to continued registration for the claimed mark.

COUNT IV: REGISTRANT’S NON-USE

31. Petitioner repeats and incorporates by reference as if fully stated herein the allegations in the paragraphs above.

32. Upon information and belief, Registrant has never used the BOMB mark in commerce in connection with any of the goods identified in Registration No. 6,453,593.

33. Upon information and belief, Registrant is not currently selling or transporting any goods identified in Registration No. 6,453,593 under Registrant’s BOMB mark in commerce.

34. As shown in the specimen submitted in connection with its application, in order to obtain a registration for BOMB mark, Registrant claimed use and use in commerce of the BOMB mark based on its use of the phrase “HOT CHOCOLATE BOMB”.

35. Upon information and belief, Registrant continues to claim use of the BOMB mark based on its use of the phrase “HOT CHOCOLATE BOMB”.

36. However, the phrase ‘HOT CHOCOLATE BOMB’ is materially different from the BOMB mark as depicted within Registration No. 6,453,593, resulting in a different commercial

impression between the respective marks. As such, Registrant has failed to use the BOMB mark in commerce.

37. Registrant is not entitled to continued registration for the claimed mark.

COUNT V: BOMB FAILS TO FUNCTION AS A MARK

38. Petitioner repeats and incorporates by reference as if fully stated herein the allegations in the paragraphs above.

39. The BOMB mark fails to function as a trademark, pursuant to 15 U.S.C. §§ 1051 and 1127, as it fails to meet the statutory definition of a trademark or services mark, that is, “any word, name, symbol, or device, or any combination thereof—(1) *used by* a person [...] to identify and distinguish his or her goods, including a unique product, from those manufactured or sold by others and to indicate the source of the goods, even if that source is unknown [...] to identify and distinguish the services of one person, including a unique service, from the services of others and to indicate the source of the services, even if that source is unknown.” *See* 15 U.S.C. §1127 (emphasis added).

40. Registrant fails to show use of the BOMB mark, as “a mark shall be deemed to be in use in commerce—(1) on goods when [...] it is placed in any manner on the goods or their containers or the displays associated therewith or on the tags or labels affixed thereto [...] [and] on services when it is used or displayed in the sale or advertising of services and the services are rendered in commerce” *See* 15 U.S.C. §1127.

41. Registrant is not entitled to continued registration for the claimed mark.

**COUNT VI: PETITIONER’S PRIORITY OF USE AND LIKELIHOOD OF CONFUSION
BETWEEN PARTIES’ MARKS**

42. Petitioner repeats and incorporates by reference as if fully stated herein the allegations in the paragraphs above.

43. As noted above, since at least as early as August of 2019, Petitioner has been using the terms HOT CHOCOLATE BOMB, BOMB, and/or COCOA BOMB in commerce in connection with its hot drink mixes and confections.

44. Petitioner's date of first use in commerce of the marks HOT CHOCOLATE BOMB, BOMB, and COCOA BOMB for its goods is earlier than any claimed date of first use in commerce upon which Registrant can rely. Specifically, on information and belief, Registrant's date of first use in commerce of the BOMB mark is no earlier than October 8, 2019 and Registrant's filing date is November 12, 2020. Thus, Petitioner has priority over Registrant.

45. Registrant's BOMB mark is confusingly similar to Petitioner's marks HOT CHOCOLATE BOMB, BOMB, and COCOA BOMB in sight, sound, and meaning. Registrant's BOMB mark is identical to Petitioner's BOMB mark and only differs from Petitioner's HOT CHOCOLATE BOMB and COCOA BOMB marks by the additional descriptive and/or generic phrases "Hot Chocolate" and "Cocoa". As such, Registrant's BOMB mark creates the same, continuing commercial impression such that a consumer would consider Registrant and Petitioner's respective marks the same.

46. The goods offered under the parties' respective marks, i.e., hot chocolate mixes and confections, are the same and are marketed to the same types of consumers through the same or similar trade channels.

47. Registrant's BOMB mark is likely to cause confusion and/or mistake, or to deceive the trade and the general public into believing that Registrant's goods come from the same source as goods offered or sold in connection with Petitioner's marks HOT CHOCOLATE BOMB, BOMB, and COCOA BOMB, and/or are otherwise authorized, sponsored or licensed by Petitioner, in violation of Section 2(d) of the Lanham Act, 15 U.S.C. §1052(d).

48. As a result, continued registration of the BOMB mark by Registrant will cause substantial damage and injury to Petitioner.

49. Registrant is not entitled to continued registration for the claimed mark.

WHEREFORE, Petitioner respectfully requests that this cancellation action be sustained and that Registration No. 6,453,593 for the BOMB mark be cancelled.

Respectfully submitted,

DUANE MORRIS LLP

By: /Jennifer M. Lantz/
Jennifer M. Lantz

Dated: September 20, 2021

2475 Hanover Street
Palo Alto, Ca 94304-1194
(tel) 650.847.4147
(fax) 650.523.4780
jmlantz@duanemorris.com

Attorneys for Petitioner,
Coastal Cocktails, Inc.

CERTIFICATE OF SERVICE

I hereby certify that on September 20, 2021 a true and complete copy of the Petition for Cancellation was served, via email, to attorney of record for Registrant:

Jacqueline M. Lesser
BAKER & HOSTETLER LLP
2929 ARCH STREET
CIRA CENTRE, 12TH FLOOR
PHILADELPHIA, PENNSYLVANIA UNITED STATES 19104-2891
bhipdocket@bakerlaw.com jlesser@bakerlaw.com sshore@bakerlaw.com

/Meghan C. Killian/

EXHIBIT A

Generated on: This page was generated by TSDR on 2021-09-15 18:01:18 EDT

Mark: BOMB

BOMB

US Serial Number: 90315859

Application Filing Date: Nov. 12, 2020

US Registration Number: 6453593

Registration Date: Aug. 17, 2021

Register: Principal

Mark Type: Trademark

TM5 Common Status Descriptor:



LIVE/REGISTRATION/Issued and Active

The trademark application has been registered with the Office.

Status: Registered. The registration date is used to determine when post-registration maintenance documents are due.

Status Date: Aug. 17, 2021

Publication Date: Jun. 01, 2021

Mark Information

Mark Literal Elements: BOMB

Standard Character Claim: Yes. The mark consists of standard characters without claim to any particular font style, size, or color.

Mark Drawing Type: 4 - STANDARD CHARACTER MARK

Goods and Services

Note:

The following symbols indicate that the registrant/owner has amended the goods/services:

- Brackets [...] indicate deleted goods/services;
- Double parenthesis ((.)) identify any goods/services not claimed in a Section 15 affidavit of incontestability; and
- Asterisks *..* identify additional (new) wording in the goods/services.

For: Hot chocolate beverage mix; candy

International Class(es): 030 - Primary Class

U.S Class(es): 046

Class Status: ACTIVE

Basis: 1(a)

First Use: Mar. 08, 2019

Use in Commerce: Oct. 08, 2019

Basis Information (Case Level)

Filed Use: Yes

Currently Use: Yes

Filed ITU: No

Currently ITU: No

Filed 44D: No

Currently 44E: No

Filed 44E: No

Currently 66A: No

Filed 66A: No

Currently No Basis: No

Filed No Basis: No

Current Owner(s) Information

Owner Name: Frankford Candy, LLC

Owner Address: 9300 Ashton Road

Philadelphia, PENNSYLVANIA UNITED STATES 19114

Legal Entity Type: LIMITED LIABILITY COMPANY

State or Country DELAWARE
Where Organized:

Attorney/Correspondence Information

Attorney of Record

Attorney Name: Jacqueline M. Lesser

Docket Number: 101136.00235

Attorney Primary bhipdocket@bakerlaw.com

Attorney Email Yes

Email Address:

Authorized:

Correspondent

Correspondent Jacqueline M. Lesser

Name/Address: BAKER & HOSTETLER LLP
2929 ARCH STREET
CIRA CENTRE, 12TH FLOOR
PHILADELPHIA, PENNSYLVANIA UNITED STATES 19104-2891

Phone: 215-568-3100

Fax: 215-568-3439

Correspondent e-mail: bhipdocket@bakerlaw.com
jlesser@bakerlaw.com sshore@bakerlaw.com

Correspondent e-mail Yes
Authorized:

Domestic Representative - Not Found

Prosecution History

Date	Description	Proceeding Number
Aug. 17, 2021	REGISTERED-PRINCIPAL REGISTER	
Jun. 01, 2021	OFFICIAL GAZETTE PUBLICATION CONFIRMATION E-MAILED	
Jun. 01, 2021	PUBLISHED FOR OPPOSITION	
May 12, 2021	NOTIFICATION OF NOTICE OF PUBLICATION E-MAILED	
Apr. 28, 2021	APPROVED FOR PUB - PRINCIPAL REGISTER	
Apr. 28, 2021	TEAS/EMAIL CORRESPONDENCE ENTERED	88889
Apr. 28, 2021	CORRESPONDENCE RECEIVED IN LAW OFFICE	88889
Apr. 28, 2021	TEAS RESPONSE TO OFFICE ACTION RECEIVED	
Apr. 23, 2021	NOTIFICATION OF NON-FINAL ACTION E-MAILED	6325
Apr. 23, 2021	NON-FINAL ACTION E-MAILED	6325
Apr. 23, 2021	NON-FINAL ACTION WRITTEN	73349
Apr. 21, 2021	ASSIGNED TO EXAMINER	73349
Jan. 12, 2021	NEW APPLICATION OFFICE SUPPLIED DATA ENTERED IN TRAM	
Nov. 16, 2020	NEW APPLICATION ENTERED IN TRAM	

TM Staff and Location Information

TM Staff Information - None

File Location

Current Location: PUBLICATION AND ISSUE SECTION

Date in Location: Aug. 17, 2021

United States of America

United States Patent and Trademark Office

BOMB

Reg. No. 6,453,593

Registered Aug. 17, 2021

Int. Cl.: 30

Trademark

Principal Register

Frankford Candy, LLC (DELAWARE LIMITED LIABILITY COMPANY)
9300 Ashton Road
Philadelphia, PENNSYLVANIA 19114

CLASS 30: Hot chocolate beverage mix; candy

FIRST USE 3-8-2019; IN COMMERCE 10-8-2019

THE MARK CONSISTS OF STANDARD CHARACTERS WITHOUT CLAIM TO
ANY PARTICULAR FONT STYLE, SIZE OR COLOR

SER. NO. 90-315,859, FILED 11-12-2020



A handwritten signature in black ink, appearing to read "Dennis H. H. H. H.", is written over a horizontal line.

Performing the Functions and Duties of the
Under Secretary of Commerce for Intellectual Property and
Director of the United States Patent and Trademark Office



REQUIREMENTS TO MAINTAIN YOUR FEDERAL TRADEMARK REGISTRATION

WARNING: YOUR REGISTRATION WILL BE CANCELLED IF YOU DO NOT FILE THE DOCUMENTS BELOW DURING THE SPECIFIED TIME PERIODS.

Requirements in the First Ten Years*

What and When to File:

- **First Filing Deadline:** You must file a Declaration of Use (or Excusable Nonuse) between the 5th and 6th years after the registration date. See 15 U.S.C. §§1058, 1141k. If the declaration is accepted, the registration will continue in force for the remainder of the ten-year period, calculated from the registration date, unless cancelled by an order of the Commissioner for Trademarks or a federal court.
- **Second Filing Deadline:** You must file a Declaration of Use (or Excusable Nonuse) and an Application for Renewal between the 9th and 10th years after the registration date.* See 15 U.S.C. §1059.

Requirements in Successive Ten-Year Periods*

What and When to File:

- You must file a Declaration of Use (or Excusable Nonuse) and an Application for Renewal between every 9th and 10th-year period, calculated from the registration date.*

Grace Period Filings*

The above documents will be accepted as timely if filed within six months after the deadlines listed above with the payment of an additional fee.

***ATTENTION MADRID PROTOCOL REGISTRANTS:** The holder of an international registration with an extension of protection to the United States under the Madrid Protocol must timely file the Declarations of Use (or Excusable Nonuse) referenced above directly with the United States Patent and Trademark Office (USPTO). The time periods for filing are based on the U.S. registration date (not the international registration date). The deadlines and grace periods for the Declarations of Use (or Excusable Nonuse) are identical to those for nationally issued registrations. See 15 U.S.C. §§1058, 1141k. However, owners of international registrations do not file renewal applications at the USPTO. Instead, the holder must file a renewal of the underlying international registration at the International Bureau of the World Intellectual Property Organization, under Article 7 of the Madrid Protocol, before the expiration of each ten-year term of protection, calculated from the date of the international registration. See 15 U.S.C. §1141j. For more information and renewal forms for the international registration, see <http://www.wipo.int/madrid/en/>.

NOTE: Fees and requirements for maintaining registrations are subject to change. Please check the USPTO website for further information. With the exception of renewal applications for registered extensions of protection, you can file the registration maintenance documents referenced above online at <http://www.uspto.gov>.

NOTE: A courtesy e-mail reminder of USPTO maintenance filing deadlines will be sent to trademark owners/holders who authorize e-mail communication and maintain a current e-mail address with the USPTO. To ensure that e-mail is authorized and your address is current, please use the Trademark Electronic Application System (TEAS) Correspondence Address and Change of Owner Address Forms available at <http://www.uspto.gov>.

From: TMOOfficialNotices@USPTO.GOV
Sent: Tuesday, June 1, 2021 01:19 AM
To: bhipdocket@bakerlaw.com
Cc: jlessen@bakerlaw.com ; sshore@bakerlaw.com
Subject: Official USPTO Notice of Publication Confirmation: U.S. Trademark SN 90315859: BOMB: Docket/Reference No. 101136.00235

TRADEMARK OFFICIAL GAZETTE PUBLICATION CONFIRMATION

U.S. Serial Number: 90315859
Mark: BOMB
International Class(es): 030
Owner: Frankford Candy, LLC
Docket/Reference Number: 101136.00235

The mark identified above has been published in the Trademark Official Gazette (TMOG) on Jun 01, 2021.

To Review the Mark in the TMOG:

Click on the following link or paste the URL into an internet browser: <https://tmog.uspto.gov/#issueDate=2021-06-01&serialNumber=90315859>

On the publication date or shortly thereafter, the applicant should carefully review the information that appears in the TMOG for accuracy. For corrections or amendments after publication, please use the Post-Approval/Publication/Post-Notice of Allowance (NOA) Amendment Form, accessible at <https://teas.uspto.gov/office/ppa>. For general information about this notice, please contact the Trademark Assistance Center at 1-800-786-9199.

Significance of Publication for Opposition:

- * Any party who believes it will be damaged by the registration of the mark may file a notice of opposition (or extension of time therefor) with the Trademark Trial and Appeal Board. If no party files an opposition or extension request within thirty (30) days after the publication date, then eleven (11) weeks after the publication date a certificate of registration should issue.

To check the status of the application, go to https://tsdr.uspto.gov/#caseNumber=90315859&caseType=SERIAL_NO&searchType=statusSearch or contact the Trademark Assistance Center at 1-800-786-9199. Please check the status of the application at least every three (3) months after the application filing date.

To view this notice and other documents for this application on-line, go to https://tsdr.uspto.gov/#caseNumber=90315859&caseType=SERIAL_NO&searchType=documentSearch. NOTE: This notice will only become available on-line the next business day after receipt of this e-mail.



UNITED STATES PATENT AND TRADEMARK OFFICE (USPTO)

Commissioner for Trademarks
www.uspto.gov

OFFICIAL USPTO NOTICE OF PUBLICATION UNDER 12(a)

U.S. Application Serial No. 90315859

Mark: BOMB

International Class(es): 030

Owner: Frankford Candy, LLC

Docket/Reference No. 101136.00235

Issue Date: May 12, 2021

Your mark is scheduled to publish in the *Trademark Official Gazette (TMOG)* on June 1, 2021.

Your mark appears to be entitled to register on the Principal Register, subject to any claims of concurrent use.

What happens when your mark publishes. Within 30 days of the publication date, any party who believes it will be damaged by the registration of the mark may file a notice of opposition (or extension of time) with the Trademark Trial and Appeal Board. If no objection is filed, we will issue a registration.

View your mark in the TMOG after the publication date at <https://tmog.uspto.gov/> by selecting your publication date in the "issues" field, entering your serial number in the "search by" field, and clicking on the magnifying glass.

Ensure that the information in the TMOG is correct. If any information is incorrect, promptly request correction using the "Post-Approval/Publication/Post-Notice of Allowance (NOA) Amendment" form at <https://teas.uspto.gov/office/ppa/>. For more information, see <https://www.uspto.gov/trademark/trademark-updates-and-announcements/procedures-submitting-amendmentscorrections-trademark>.

Direct questions about this notice to the Trademark Assistance Center (TAC) at 1-800-786-9199 (select option 1) or TrademarkAssistanceCenter@uspto.gov.

Email Address(es):

bhipdocket@bakerlaw.com

jlessner@bakerlaw.com

sshore@bakerlaw.com

From: TMOOfficialNotices@USPTO.GOV
Sent: Wednesday, May 12, 2021 04:18 AM
To: bhipdocket@bakerlaw.com
Cc: jlessner@bakerlaw.com ; sshore@bakerlaw.com
Subject: Official USPTO Notification of Notice of Publication: U.S. Trademark SN 90315859: BOMB: Docket/Reference No. 101136.00235

NOTIFICATION OF "NOTICE OF PUBLICATION"

Your trademark application (U.S. Serial No. 90315859) is scheduled to publish in the *Official Gazette* on Jun 1, 2021. To preview the Notice of Publication, go to the Trademark Status & Document Retrieval (TSDR) database, accessible at <https://tsdr.uspto.gov/search.action?sn=90315859>. If you have difficulty accessing the Notice of Publication, contact the Trademark Assistance Center (TAC) by e-mail at TrademarkAssistanceCenter@uspto.gov or by telephone at 800-786-9199.

PLEASE NOTE:

1. The Notice of Publication may not be immediately available but will be viewable within 24 hours of this e-mail notification.
2. You will receive a second e-mail on the actual "Publication Date," which will include a link to the issue of the *Official Gazette* in which the mark has published.

Please confirm that the correspondence information shown in TSDR is correct. If the correspondence information is not correct, please update this information using the online Change of Correspondence Address Form, accessible at <https://teas.uspto.gov/ccr/cca>.

Do NOT hit "Reply" to this e-mail notification. If you find an error in the Notice of Publication, update the information using the Post-Approval/Publication/Post-Notice of Allowance (NOA) Amendment Form, accessible at <https://teas.uspto.gov/office/ppa>.

Trademark Snap Shot Publication Stylesheet
(Table presents the data on Publication Approval)

OVERVIEW

SERIAL NUMBER	90315859	FILING DATE	11/12/2020
REG NUMBER	0000000	REG DATE	N/A
REGISTER	PRINCIPAL	MARK TYPE	TRADEMARK
INTL REG #	N/A	INTL REG DATE	N/A
TM ATTORNEY	LOBO, DEBORAH E	L.O. ASSIGNED	109

PUB INFORMATION

RUN DATE	04/29/2021		
PUB DATE	N/A		
STATUS	681-PUBLICATION/ISSUE REVIEW COMPLETE		
STATUS DATE	04/29/2021		
LITERAL MARK ELEMENT	BOMB		
DATE ABANDONED	N/A	DATE CANCELLED	N/A
SECTION 2F	NO	SECTION 2F IN PART	NO
SECTION 8	NO	SECTION 8 IN PART	NO
SECTION 15	NO	REPUB 12C	N/A
RENEWAL FILED	NO	RENEWAL DATE	N/A
DATE AMEND REG	N/A		

FILING BASIS

FILED BASIS		CURRENT BASIS		AMENDED BASIS	
1 (a)	YES	1 (a)	YES	1 (a)	NO
1 (b)	NO	1 (b)	NO	1 (b)	NO
44D	NO	44D	NO	44D	NO
44E	NO	44E	NO	44E	NO
66A	NO	66A	NO		
NO BASIS	NO	NO BASIS	NO		

MARK DATA

STANDARD CHARACTER MARK	YES
LITERAL MARK ELEMENT	BOMB
MARK DRAWING CODE	4-STANDARD CHARACTER MARK
COLOR DRAWING FLAG	NO

CURRENT OWNER INFORMATION

PARTY TYPE	10-ORIGINAL APPLICANT
------------	-----------------------

NAME	Frankford Candy, LLC
ADDRESS	9300 Ashton Road Philadelphia, PA 19114
ENTITY	16-LTD LIAB CO
CITIZENSHIP	Delaware

GOODS AND SERVICES

INTERNATIONAL CLASS	030
DESCRIPTION TEXT	Hot chocolate beverage mix; candy

GOODS AND SERVICES CLASSIFICATION

INTERNATIONAL CLASS	030	FIRST USE DATE	03/08/2019	FIRST USE IN COMMERCE DATE	10/08/2019	CLASS STATUS	6-ACTIVE
---------------------	-----	----------------	------------	----------------------------	------------	--------------	----------

MISCELLANEOUS INFORMATION/STATEMENTS

CHANGE IN REGISTRATION	NO
------------------------	----

PROSECUTION HISTORY

DATE	ENT CD	ENT TYPE	DESCRIPTION	ENT NUM
04/28/2021	CNSA	O	APPROVED FOR PUB - PRINCIPAL REGISTER	010
04/28/2021	TEME	I	TEAS/EMAIL CORRESPONDENCE ENTERED	009
04/28/2021	CRFA	I	CORRESPONDENCE RECEIVED IN LAW OFFICE	008
04/28/2021	TROA	I	TEAS RESPONSE TO OFFICE ACTION RECEIVED	007
04/23/2021	GNRN	O	NOTIFICATION OF NON-FINAL ACTION E-MAILED	006
04/23/2021	GNRT	F	NON-FINAL ACTION E-MAILED	005
04/23/2021	CNRT	R	NON-FINAL ACTION WRITTEN	004
04/21/2021	DOCK	D	ASSIGNED TO EXAMINER	003
01/12/2021	NWOS	I	NEW APPLICATION OFFICE SUPPLIED DATA ENTERED IN TRAM	002
11/16/2020	NWAP	I	NEW APPLICATION ENTERED IN TRAM	001

CURRENT CORRESPONDENCE INFORMATION

ATTORNEY	Jacqueline M. Lesser
CORRESPONDENCE ADDRESS	Jacqueline M. Lesser BAKER & HOSTETLER LLP CIRA CENTRE, 12TH FLOOR 2929 ARCH STREET PHILADELPHIA PA 19104-2891
DOMESTIC REPRESENTATIVE	NONE

BOMB

Trademark Snap Shot Amendment & Mail Processing Stylesheet
(Table presents the data on Amendment & Mail Processing Complete)

OVERVIEW

SERIAL NUMBER	90315859	FILING DATE	11/12/2020
REG NUMBER	0000000	REG DATE	N/A
REGISTER	PRINCIPAL	MARK TYPE	TRADEMARK
INTL REG #	N/A	INTL REG DATE	N/A
TM ATTORNEY	LOBO, DEBORAH E	L.O. ASSIGNED	109

PUB INFORMATION

RUN DATE	04/29/2021		
PUB DATE	N/A		
STATUS	681-PUBLICATION/ISSUE REVIEW COMPLETE		
STATUS DATE	04/29/2021		
LITERAL MARK ELEMENT	BOMB		
DATE ABANDONED	N/A	DATE CANCELLED	N/A
SECTION 2F	NO	SECTION 2F IN PART	NO
SECTION 8	NO	SECTION 8 IN PART	NO
SECTION 15	NO	REPUB 12C	N/A
RENEWAL FILED	NO	RENEWAL DATE	N/A
DATE AMEND REG	N/A		

FILING BASIS

FILED BASIS		CURRENT BASIS		AMENDED BASIS	
1 (a)	YES	1 (a)	YES	1 (a)	NO
1 (b)	NO	1 (b)	NO	1 (b)	NO
44D	NO	44D	NO	44D	NO
44E	NO	44E	NO	44E	NO
66A	NO	66A	NO		
NO BASIS	NO	NO BASIS	NO		

MARK DATA

STANDARD CHARACTER MARK	YES
LITERAL MARK ELEMENT	BOMB
MARK DRAWING CODE	4-STANDARD CHARACTER MARK
COLOR DRAWING FLAG	NO

CURRENT OWNER INFORMATION

PARTY TYPE	10-ORIGINAL APPLICANT
------------	-----------------------

NAME	Frankford Candy, LLC
ADDRESS	9300 Ashton Road Philadelphia, PA 19114
ENTITY	16-LTD LIAB CO
CITIZENSHIP	Delaware

GOODS AND SERVICES

INTERNATIONAL CLASS	030
DESCRIPTION TEXT	Hot chocolate beverage mix; candy

GOODS AND SERVICES CLASSIFICATION

INTERNATIONAL CLASS	030	FIRST USE DATE	03/08/2019	FIRST USE IN COMMERCE DATE	10/08/2019	CLASS STATUS	6-ACTIVE
---------------------	-----	----------------	------------	----------------------------	------------	--------------	----------

MISCELLANEOUS INFORMATION/STATEMENTS

CHANGE IN REGISTRATION	NO
------------------------	----

PROSECUTION HISTORY

DATE	ENT CD	ENT TYPE	DESCRIPTION	ENT NUM
04/28/2021	CNSA	O	APPROVED FOR PUB - PRINCIPAL REGISTER	010
04/28/2021	TEME	I	TEAS/EMAIL CORRESPONDENCE ENTERED	009
04/28/2021	CRFA	I	CORRESPONDENCE RECEIVED IN LAW OFFICE	008
04/28/2021	TROA	I	TEAS RESPONSE TO OFFICE ACTION RECEIVED	007
04/23/2021	GNRN	O	NOTIFICATION OF NON-FINAL ACTION E-MAILED	006
04/23/2021	GNRT	F	NON-FINAL ACTION E-MAILED	005
04/23/2021	CNRT	R	NON-FINAL ACTION WRITTEN	004
04/21/2021	DOCK	D	ASSIGNED TO EXAMINER	003
01/12/2021	NWOS	I	NEW APPLICATION OFFICE SUPPLIED DATA ENTERED IN TRAM	002
11/16/2020	NWAP	I	NEW APPLICATION ENTERED IN TRAM	001

CURRENT CORRESPONDENCE INFORMATION

ATTORNEY	Jacqueline M. Lesser
CORRESPONDENCE ADDRESS	Jacqueline M. Lesser BAKER & HOSTETLER LLP CIRA CENTRE, 12TH FLOOR 2929 ARCH STREET PHILADELPHIA PA 19104-2891
DOMESTIC REPRESENTATIVE	NONE

BOMB

Response to Office Action

The table below presents the data as entered.

Input Field	Entered
SERIAL NUMBER	90315859
LAW OFFICE ASSIGNED	LAW OFFICE 109
MARK SECTION	
MARK	mark
LITERAL ELEMENT	BOMB
STANDARD CHARACTERS	YES
USPTO-GENERATED IMAGE	YES
MARK STATEMENT	The mark consists of standard characters, without claim to any particular font style, size or color.
GOODS AND/OR SERVICES SECTION (current)	
INTERNATIONAL CLASS	030
DESCRIPTION	Hot beverage mix; candy
FILING BASIS	Section 1(a)
FIRST USE ANYWHERE DATE	At least as early as 03/08/2019
FIRST USE IN COMMERCE DATE	At least as early as 10/08/2019
GOODS AND/OR SERVICES SECTION (proposed)	
INTERNATIONAL CLASS	030
TRACKED TEXT DESCRIPTION	
Hot beverage mix ; Hot chocolate beverage mix ; candy	
FINAL DESCRIPTION	Hot chocolate beverage mix; candy
FILING BASIS	Section 1(a)
FIRST USE ANYWHERE DATE	At least as early as 03/08/2019
FIRST USE IN COMMERCE DATE	At least as early as 10/08/2019
WEBPAGE URL	None Provided
WEBPAGE DATE OF ACCESS	None Provided
CORRESPONDENCE INFORMATION (current)	
NAME	JACQUELINE M. LESSER
PRIMARY EMAIL ADDRESS FOR CORRESPONDENCE	bhipdocket@bakerlaw.com
SECONDARY EMAIL ADDRESS(ES) (COURTESY COPIES)	jlessers@bakerlaw.com; jmbarr@bakerlaw.com; jdale@bakerlaw.com
DOCKET/REFERENCE NUMBER	101136.00235
CORRESPONDENCE INFORMATION (proposed)	

NAME	Jacqueline M. Lesser
PRIMARY EMAIL ADDRESS FOR CORRESPONDENCE	bhipdocket@bakerlaw.com
SECONDARY EMAIL ADDRESS(ES) (COURTESY COPIES)	jlesser@bakerlaw.com; sshore@bakerlaw.com
DOCKET/REFERENCE NUMBER	101136.00235
SIGNATURE SECTION	
RESPONSE SIGNATURE	/Jacqueline M. Lesser/
SIGNATORY'S NAME	Jacqueline M. Lesser
SIGNATORY'S POSITION	Attorney of record, Pennsylvania Bar member
SIGNATORY'S PHONE NUMBER	215.564.2155
DATE SIGNED	04/28/2021
ROLE OF AUTHORIZED SIGNATORY	Authorized U.S.-Licensed Attorney
SIGNATURE METHOD	Sent to third party for signature
FILING INFORMATION SECTION	
SUBMIT DATE	Wed Apr 28 12:12:35 ET 2021
TEAS STAMP	USPTO/ROA-XX.XXX.XXX.XX-2 0210428121235288623-90315 859-780c75848551c36e1d496 8e42fb481bbfcb74a3b273bdf cd9755927310a5f38d-N/A-N/ A-20210428114237182554

Response to Office Action

To the Commissioner for Trademarks:

Application serial no. **90315859** BOMB(Standard Characters, see <https://tmng-al.uspto.gov/resting2/api/img/90315859/large>) has been amended as follows:

CLASSIFICATION AND LISTING OF GOODS/SERVICES

Applicant proposes to amend the following:

Current:

Class 030 for Hot beverage mix; candy

Filing Basis: Section 1(a), Use in Commerce: The applicant is using the mark in commerce, or the applicant's related company or licensee is using the mark in commerce, on or in connection with the identified goods and/or services. 15 U.S.C. Section 1051(a), as amended. The mark was first used at least as early as 03/08/2019 and first used in commerce at least as early as 10/08/2019 , and is now in use in such commerce.

Proposed:

Tracked Text Description: ~~Hot beverage mix~~; [Hot chocolate beverage mix](#); candy

Class 030 for Hot chocolate beverage mix; candy

Filing Basis: Section 1(a), Use in Commerce: The applicant is using the mark in commerce, or the applicant's related company or licensee is

using the mark in commerce, on or in connection with the identified goods and/or services. 15 U.S.C. Section 1051(a), as amended. The mark was first used at least as early as 03/08/2019 and first used in commerce at least as early as 10/08/2019 , and is now in use in such commerce.

Webpage URL: None Provided

Webpage Date of Access: None Provided

Correspondence Information (current):

JACQUELINE M. LESSER

PRIMARY EMAIL FOR CORRESPONDENCE: bhipdocket@bakerlaw.com

SECONDARY EMAIL ADDRESS(ES) (COURTESY COPIES): jlesser@bakerlaw.com; jmbarr@bakerlaw.com; jdale@bakerlaw.com

The docket/reference number is 101136.00235.

Correspondence Information (proposed):

Jacqueline M. Lesser

PRIMARY EMAIL FOR CORRESPONDENCE: bhipdocket@bakerlaw.com

SECONDARY EMAIL ADDRESS(ES) (COURTESY COPIES): jlesser@bakerlaw.com; sshore@bakerlaw.com

The docket/reference number is 101136.00235.

Requirement for Email and Electronic Filing: I understand that a valid email address must be maintained by the owner/holder and the owner's/holder's attorney, if appointed, and that all official trademark correspondence must be submitted via the Trademark Electronic Application System (TEAS).

SIGNATURE(S)

Response Signature

Signature: /Jacqueline M. Lesser/ Date: 04/28/2021

Signatory's Name: Jacqueline M. Lesser

Signatory's Position: Attorney of record, Pennsylvania Bar member

Signatory's Phone Number: 215.564.2155 Signature method: Sent to third party for signature

The signatory has confirmed that he/she is a U.S.-licensed attorney who is an active member in good standing of the bar of the highest court of a U.S. state (including the District of Columbia and any U.S. Commonwealth or territory); and he/she is currently the owner's/holder's attorney or an associate thereof; and to the best of his/her knowledge, if prior to his/her appointment another U.S.-licensed attorney not currently associated with his/her company/firm previously represented the owner/holder in this matter: the owner/holder has revoked their power of attorney by a signed revocation or substitute power of attorney with the USPTO; the USPTO has granted that attorney's withdrawal request; the owner/holder has filed a power of attorney appointing him/her in this matter; or the owner's/holder's appointed U.S.-licensed attorney has filed a power of attorney appointing him/her as an associate attorney in this matter.

Mailing Address: JACQUELINE M. LESSER

BAKER & HOSTETLER LLP

CIRA CENTRE, 12TH FLOOR

2929 ARCH STREET

PHILADELPHIA, Pennsylvania 19104-2891

Mailing Address: Jacqueline M. Lesser

BAKER & HOSTETLER LLP

CIRA CENTRE, 12TH FLOOR

2929 ARCH STREET

PHILADELPHIA, Pennsylvania 19104-2891

Serial Number: 90315859

Internet Transmission Date: Wed Apr 28 12:12:35 ET 2021

TEAS Stamp: USPTO/ROA-XX.XXX.XXX.XX-2021042812123528

8623-90315859-780c75848551c36e1d4968e42f

b481bbfcb74a3b273bdfcd9755927310a5f38d-N

/A-N/A-20210428114237182554

To: Frankford Candy, LLC (bhipdocket@bakerlaw.com)
Subject: U.S. Trademark Application Serial No. 90315859 - BOMB - 101136.00235
Sent: April 23, 2021 11:54:30 AM
Sent As: ecom109@uspto.gov
Attachments:

United States Patent and Trademark Office (USPTO)
Office Action (Official Letter) About Applicant's Trademark Application

**U.S. Application Serial
No.** 90315859

Mark: BOMB

Correspondence

Address:
JACQUELINE M.
LESSER

BAKER & HOSTETLER
LLP

2929 ARCH STREET
CIRA CENTRE, 12TH
FLOOR

PHILADELPHIA, PA
19104-2891

Applicant: Frankford
Candy, LLC

Reference/Docket No.
101136.00235

**Correspondence Email
Address:**

bhipdocket@bakerlaw.com

NONFINAL OFFICE ACTION

The USPTO must receive applicant's response to this letter within six months of the issue date below or the application will be [abandoned](#). Respond using the Trademark Electronic Application System (TEAS). A link to the appropriate TEAS response form appears at the end of this Office action.

Issue date: **April 23, 2021**

INTRODUCTION

The referenced application has been reviewed by the assigned trademark examining attorney. Applicant must respond timely and completely to the issue(s) below. 15 U.S.C. §1062(b); 37 C.F.R. §§2.62(a), 2.65(a); TMEP §§711, 718.03.

Search of Office Records: The trademark examining attorney searched the USPTO database of registered and pending marks and found no conflicting marks that would bar registration under Trademark Act Section 2(d). 15 U.S.C. §1052(d); TMEP §704.02.

Summary of Issues:

- Identification and Classification of Goods
- Multi-Class Requirements

IDENTIFICATION AND CLASSIFICATION OF GOODS AND/OR SERVICES

The identification as presently worded is too broad, indefinite or requires clarification for proper classification and/or understanding of the goods and/or services. See TMEP §§1402.01, 1402.03.

The USPTO has the discretion to determine the degree of particularity needed to clearly identify goods and/or services covered by a mark. *In re Fiat Grp. Mktg. & Corp. Commc'ns S.p.A.*, 109 USPQ2d 1593, 1597 (TTAB 2014) (citing *In re Omega SA*, 494 F.3d 1362, 1365, 83 USPQ2d 1541, 1543-44 (Fed. Cir. 2007)). Accordingly, the USPTO requires the description of goods and/or services in a U.S. application to be specific, definite, clear, accurate, and concise. TMEP §1402.01; see *In re Fiat Grp. Mktg. & Corp. Commc'ns S.p.A.*, 109 USPQ2d at 1597-98; *Cal. Spray-Chem. Corp. v. Osmose Wood Pres. Co. of Am.*, 102 USPQ 321, 322 (Comm'r Pats. 1954).

“The purpose of the identification of goods [and/or services] is to provide the general population, including consumers and members of the relevant industry, with an understandable description of the goods and services, which is done by using the common commercial name for the goods [and/or services].” *In re Gulf Coast Nutritionals, Inc.*, 106 USPQ2d 1243, 1247 (TTAB 2013) (citing *In re Sones*, 590 F.3d 1282, 1289, 93 USPQ2d 1118, 1124 (Fed. Cir. 2009)). If there is no common, ordinary name for the goods and/or services, applicant should describe the goods and/or services using wording that would be generally understood by the average person. See *Schenley Indus., Inc. v. Battistoni*, 112 USPQ 485, 486 (Comm'r Pats. 1957); *Cal. Spray-Chem. Corp. v. Osmose Wood Pres. Co. of Am.*, 102 USPQ 321, 322 (Comm'r Pats. 1954); TMEP §1402.01.

An in depth knowledge of the relevant field should not be necessary for understanding a description of the goods and/or services. TMEP §1402.01. “[T]echnical, high-sounding verbiage” should be avoided. *Cal. Spray-Chem. Corp. v. Osmose Wood Pres. Co. of Am.*, 102 USPQ at 322.

In this case, the wording “hot beverage mix” is indefinite because beverages are classified in more than one class. Applicant must be more specific as to the nature and type of beverage mix for proper classification. Based on the goods shown in applicant’s specimen of record, the following is suggested:

030 Hot **chocolate** beverage mix; candy

Scope Advisory: Applicant’s goods and/or services may be clarified or limited, but may not be expanded beyond those originally itemized in the application or as acceptably amended. See 37 C.F.R. §2.71(a); TMEP §1402.06. Applicant may clarify or limit the identification by inserting qualifying language or deleting items to result in a more specific identification; however, applicant may not substitute different goods and/or services or add goods and/or services not found or encompassed by those in the original application or as acceptably amended. See TMEP §1402.06(a)-(b). The scope of the goods and/or services sets the outer limit for any changes to the identification and is generally determined by the ordinary meaning of the wording in the identification. TMEP §§1402.06(b), 1402.07(a)-(b). Any acceptable changes to the goods and/or services will further limit scope, and once goods and/or services are deleted, they are not permitted to be reinserted. TMEP §1402.07(e).

ID Manual: For assistance with identifying and classifying goods and services in trademark applications, please see the USPTO’s online

searchable [U.S. Acceptable Identification of Goods and Services Manual](#). See TMEP §1402.04.

MULTI-CLASS REQUIREMENTS – USE-BASED APPLICATIONS

The following requirements apply if applicant elects to add one or more classes to the application.

The application references goods and/or services based on use in commerce in more than one international class; therefore, applicant must satisfy all the requirements below for each international class:

- (1) [List the goods and/or services by their international class number](#) in consecutive numerical order, starting with the lowest numbered class (for example, International Class 3: perfume; International Class 18: cosmetic bags sold empty).
- (2) [Submit a filing fee for each international class](#) not covered by the fee(s) already paid (view the [USPTO's current fee schedule](#)). Specifically, the application identifies goods and/or services based on use in commerce that are classified in at least 2 classes; however, applicant submitted a fee(s) sufficient for only 1 class(es). Applicant must either (a) submit the filing fees for the classes not covered by the submitted fees or (b) restrict the application to the number of classes covered by the fees already paid.
- (3) [Submit verified dates of first use of the mark](#) anywhere and in commerce **for each international class**. [See more information about verified dates of use](#).
- (4) [Submit a specimen for each international class](#). The current specimen is acceptable for class(es) 30; and applicant needs a specimen for class(es) 32. [See more information about specimens](#).

Examples of specimens. Specimens for goods include a photograph of (1) the actual goods bearing the mark; (2) an actual container, packaging, tag or label for the goods bearing the mark; or (3) a point-of-sale display showing the mark directly associated with the goods. See 37 C.F.R. §2.56(b)(1), (c); TMEP §904.03(a)-(m). A webpage specimen submitted as a display associated with the goods must show the mark in association with a picture or textual description of the goods and include information necessary for ordering the goods. TMEP §904.03(i); see 37 C.F.R. §2.56(b)(1), (c).

Any webpage printout or screenshot submitted as a specimen must include the webpage's URL and the date it was accessed or printed on the specimen itself, within the TEAS form that submits the specimen, or in a verified statement under 37 C.F.R. §2.20 or 28 U.S.C. §1746 in a later-filed response. See 37 C.F.R. §2.56(c); TMEP §§904.03(i), 1301.04(a).

- (5) [Submit a verified statement](#) that “**The specimen was in use in commerce on or in connection with the goods and/or services listed in the application at least as early as the filing date of the application.**” [See more information about verification](#).

See 37 C.F.R. §2.86(a); TMEP §§1403.01, 1403.02(c).

For an overview of the requirements for a Section 1(a) multiple-class application and how to satisfy the requirements online using the Trademark Electronic Application System (TEAS) form, see the [Multiple-class Application webpage](#).

TELEPHONE RESPONSE OPTION

Applicant is encouraged to call or email the assigned trademark examining attorney below to resolve the issues in this Office action. Although the USPTO will not accept an email as a response to an Office action, an applicant can communicate by phone or email to agree to a proposed amendment to the application that will immediately place the application in condition for publication, registration, or suspension. See 37 C.F.R. §2.62(c); TMEP §707.

Applicant may leave a voicemail or send an email requesting the examining attorney to enter the suggested amendment to the identification by Examiner's Amendment in order to expedite the application. Applicant will receive a copy of the Examiner's Amendment.

Alternatively, applicant may file a response. [Click to file a response to this nonfinal Office action.](#)

/Deborah Lobo/
Trademark Examining Attorney
Law Office 109
571-272-3263
deborah.lobos@uspto.gov

RESPONSE GUIDANCE

- **Missing the response deadline to this letter will cause the application to [abandon](#).** A response or notice of appeal must be received by the USPTO before midnight **Eastern Time** of the last day of the response period. TEAS and ESTTA maintenance or [unforeseen circumstances](#) could affect an applicant's ability to timely respond.
- **[Responses signed by an unauthorized party](#)** are not accepted and can **cause the application to [abandon](#)**. If applicant does not have an attorney, the response must be signed by the individual applicant, all joint applicants, or someone with [legal authority to bind a juristic applicant](#). If applicant has an attorney, the response must be signed by the attorney.
- If needed, find [contact information for the supervisor](#) of the office or unit listed in the signature block.

To: Frankford Candy, LLC (bhipdocket@bakerlaw.com)
Subject: U.S. Trademark Application Serial No. 90315859 - BOMB - 101136.00235
Sent: April 23, 2021 11:54:30 AM
Sent As: ecom109@uspto.gov
Attachments:

United States Patent and Trademark Office (USPTO)

USPTO OFFICIAL NOTICE

Office Action (Official Letter) has issued
on **April 23, 2021** for

U.S. Trademark Application Serial No. 90315859

Your trademark application has been reviewed by a trademark examining attorney. As part of that review, the assigned attorney has issued an official letter that you must respond to by the specified deadline or your application will be [abandoned](#). Please follow the steps below.

(1) [Read the official letter.](#)

(2) **Direct questions** about the contents of the Office action to the assigned attorney below.

/Deborah Lobo/
Trademark Examining Attorney
Law Office 109
571-272-3263
deborah.lobo@uspto.gov

Direct questions about navigating USPTO electronic forms, the USPTO [website](#), the application process, the status of your application, and/or whether there are outstanding deadlines or documents related to your file to the [Trademark Assistance Center \(TAC\)](#).

(3) **Respond within 6 months** (or earlier, if required in the Office action) from **April 23, 2021**, using the Trademark Electronic Application System (TEAS). The response must be received by the USPTO before midnight **Eastern Time** of the last day of the response period. See the Office action for more information about how to respond

GENERAL GUIDANCE

· [Check the status](#) of your application periodically in the [Trademark Status & Document Retrieval \(TSDR\)](#) database to avoid

missing critical deadlines.

- [Update your correspondence email address](#), if needed, to ensure you receive important USPTO notices about your application.
- [Beware of misleading notices sent by private companies about your application](#). Private companies not associated with the USPTO use public information available in trademark registrations to mail and email trademark-related offers and notices – most of which require fees. All **official USPTO correspondence** will only be **emailed from the domain “@uspto.gov.”**

*** User:dlobo ***

#	Total Marks	Dead Marks	Live Viewed Docs	Live Viewed Images	Status/ Search Duration	Search
01	55	50	5	4	0:02	"Frankford Candy"[on]
02	3407	N/A	0	0	0:01	*bomb*[bi,ti]
03	1342	N/A	0	0	0:02	2 not dead[ld]
04	543	N/A	0	0	0:02	3 and "030"[cc]
05	541	N/A	0	0	0:01	(*bomb[bi,ti] or bomb*[bi,ti]) and "030"[cc] not dead[ld]
06	216	0	216	207	0:01	(*bomb[bi,ti] or bomb*[bi,ti]) and ("030" "029" "032" a b 200)[ic] not dead[ld]
07	327	0	327	322	0:01	4 not 6
08	0	0	0	0	0:01	bomb[fm] [bi,ti]
09	2	0	2	2	0:01	bomb[fm] not dead[ld]

Session started 4/22/2021 11:49:40 PM

Session finished 4/23/2021 12:36:46 AM

Total search duration 0 minutes 12 seconds

Session duration 47 minutes 6 seconds

Default NEAR limit=1ADJ limit=1

Sent to TICRS as Serial Number: 90315859

Trademark/Service Mark Application, Principal Register

Serial Number: 90315859

Filing Date: 11/12/2020

The table below presents the data as entered.

Input Field	Entered
SERIAL NUMBER	90315859
MARK INFORMATION	
*MARK	BOMB
STANDARD CHARACTERS	YES
USPTO-GENERATED IMAGE	YES
LITERAL ELEMENT	BOMB
MARK STATEMENT	The mark consists of standard characters, without claim to any particular font style, size, or color.
REGISTER	Principal
APPLICANT INFORMATION	
*OWNER OF MARK	Frankford Candy, LLC
*MAILING ADDRESS	9300 Ashton Road
*CITY	Philadelphia
*STATE (Required for U.S. applicants)	Pennsylvania
*COUNTRY/REGION/JURISDICTION/U.S. TERRITORY	United States
*ZIP/POSTAL CODE (Required for U.S. and certain international addresses)	19114
*EMAIL ADDRESS	XXXX
LEGAL ENTITY INFORMATION	
TYPE	limited liability company
STATE/COUNTRY/REGION/JURISDICTION/U.S. TERRITORY WHERE LEGALLY ORGANIZED	Delaware
GOODS AND/OR SERVICES AND BASIS INFORMATION	
INTERNATIONAL CLASS	030
*IDENTIFICATION	Hot beverage mix; candy
FILING BASIS	SECTION 1(a)
FIRST USE ANYWHERE DATE	At least as early as 03/08/2019
FIRST USE IN COMMERCE DATE	At least as early as 10/08/2019
SPECIMEN FILE NAME(S)	\\TICRS\EXPORT18\IMAGEOUT18\903\158\90315859\xml1 \ APP0003.JPG
SPECIMEN DESCRIPTION	photograph of actual product

ATTORNEY INFORMATION	
NAME	Jacqueline M. Lesser
ATTORNEY DOCKET NUMBER	101136.00235
ATTORNEY BAR MEMBERSHIP NUMBER	XXX
YEAR OF ADMISSION	XXXX
U.S. STATE/ COMMONWEALTH/ TERRITORY	XX
FIRM NAME	Baker & Hostetler LLP
INTERNAL ADDRESS	Cira Centre, 12th Floor
STREET	2929 Arch Street
CITY	Philadelphia
STATE	Pennsylvania
COUNTRY/REGION/JURISDICTION/U.S. TERRITORY	United States
ZIP/POSTAL CODE	19104-2891
PHONE	215-568-3100
FAX	215-568-3439
EMAIL ADDRESS	bhipdocket@bakerlaw.com
OTHER APPOINTED ATTORNEY	Nancy Rubner Frandsen, Kevin M. Bovard, Lesley M. Grossberg, Lisa Bollinger Gehman, Savannah Merceus
CORRESPONDENCE INFORMATION	
NAME	Jacqueline M. Lesser
PRIMARY EMAIL ADDRESS FOR CORRESPONDENCE	bhipdocket@bakerlaw.com
SECONDARY EMAIL ADDRESS(ES) (COURTESY COPIES)	jless@bakerlaw.com; jmbarr@bakerlaw.com; jdale@bakerlaw.com
FEE INFORMATION	
APPLICATION FILING OPTION	TEAS Standard
NUMBER OF CLASSES	1
APPLICATION FOR REGISTRATION PER CLASS	275
*TOTAL FEES DUE	275
*TOTAL FEES PAID	275
SIGNATURE INFORMATION	
SIGNATURE	/Jacqueline M. Lesser/
SIGNATORY'S NAME	Jacqueline M. Lesser
SIGNATORY'S POSITION	Attorney of Record, Pennsylvania bar member
SIGNATORY'S PHONE NUMBER	215-564-2155
DATE SIGNED	11/12/2020

Trademark/Service Mark Application, Principal Register

Serial Number: 90315859

Filing Date: 11/12/2020

To the Commissioner for Trademarks:

MARK: BOMB (Standard Characters, see [mark](#))

The literal element of the mark consists of BOMB. The mark consists of standard characters, without claim to any particular font style, size, or color.

The applicant, Frankford Candy, LLC, a limited liability company legally organized under the laws of Delaware, having an address of
9300 Ashton Road
Philadelphia, Pennsylvania 19114
United States
XXXX

requests registration of the trademark/service mark identified above in the United States Patent and Trademark Office on the Principal Register established by the Act of July 5, 1946 (15 U.S.C. Section 1051 et seq.), as amended, for the following:

International Class 030: Hot beverage mix; candy

In International Class 030, the mark was first used by the applicant or the applicant's related company or licensee or predecessor in interest at least as early as 03/08/2019, and first used in commerce at least as early as 10/08/2019, and is now in use in such commerce. The applicant is submitting one(or more) specimen(s) showing the mark as used in commerce on or in connection with any item in the class of listed goods/services, consisting of a(n) photograph of actual product.

[Specimen File1](#)

The owner's/holder's proposed attorney information: Jacqueline M. Lesser. Other appointed attorneys are Nancy Rubner Frandsen, Kevin M. Bovard, Lesley M. Grossberg, Lisa Bollinger Gehman, Savannah Merceus. Jacqueline M. Lesser of Baker & Hostetler LLP, is a member of the XX bar, admitted to the bar in XXXX, bar membership no. XXX, and the attorney(s) is located at

Cira Centre, 12th Floor
2929 Arch Street
Philadelphia, Pennsylvania 19104-2891
United States
215-568-3100(phone)
215-568-3439(fax)
bhipdocket@bakerlaw.com

The docket/reference number is 101136.00235.

Jacqueline M. Lesser submitted the following statement: The attorney of record is an active member in good standing of the bar of the highest court of a U.S. state, the District of Columbia, or any U.S. Commonwealth or territory.

The applicant's current Correspondence Information:

Jacqueline M. Lesser

PRIMARY EMAIL FOR CORRESPONDENCE: bhipdocket@bakerlaw.com

SECONDARY EMAIL ADDRESS(ES) (COURTESY COPIES): jlesser@bakerlaw.com; jmbarr@bakerlaw.com; jdale@bakerlaw.com

Requirement for Email and Electronic Filing: I understand that a valid email address must be maintained by the applicant owner/holder and the applicant owner's/holder's attorney, if appointed, and that all official trademark correspondence must be submitted via the Trademark Electronic Application System (TEAS).

A fee payment in the amount of \$275 has been submitted with the application, representing payment for 1 class(es).

Declaration

☒ **Basis:**

If the applicant is filing the application based on use in commerce under 15 U.S.C. § 1051(a):

- The signatory believes that the applicant is the owner of the trademark/service mark sought to be registered;
- The mark is in use in commerce and was in use in commerce as of the filing date of the application on or in connection with the goods/services in the application;
- The specimen(s) shows the mark as used on or in connection with the goods/services in the application and was used on or in connection with the goods/services in the application as of the application filing date; and
- To the best of the signatory's knowledge and belief, the facts recited in the application are accurate.

And/Or

If the applicant is filing the application based on an intent to use the mark in commerce under 15 U.S.C. § 1051(b), § 1126(d), and/or § 1126(e):

- The signatory believes that the applicant is entitled to use the mark in commerce;
 - The applicant has a bona fide intention to use the mark in commerce and had a bona fide intention to use the mark in commerce as of the application filing date on or in connection with the goods/services in the application; and
 - To the best of the signatory's knowledge and belief, the facts recited in the application are accurate.
- ☒ To the best of the signatory's knowledge and belief, no other persons, except, if applicable, concurrent users, have the right to use the mark in commerce, either in the identical form or in such near resemblance as to be likely, when used on or in connection with the goods/services of such other persons, to cause confusion or mistake, or to deceive.
- ☒ To the best of the signatory's knowledge, information, and belief, formed after an inquiry reasonable under the circumstances, the allegations and other factual contentions made above have evidentiary support.
- ☒ The signatory being warned that willful false statements and the like are punishable by fine or imprisonment, or both, under 18 U.S.C. § 1001, and that such willful false statements and the like may jeopardize the validity of the application or submission or any registration resulting therefrom, declares that all statements made of his/her own knowledge are true and all statements made on information and belief are believed to be true.

Declaration Signature

Signature: /Jacqueline M. Lesser/ Date: 11/12/2020

Signatory's Name: Jacqueline M. Lesser

Signatory's Position: Attorney of Record, Pennsylvania bar member

Payment Sale Number: 90315859

Payment Accounting Date: 11/12/2020

Serial Number: 90315859

Internet Transmission Date: Thu Nov 12 17:03:12 ET 2020

TEAS Stamp: USPTO/BAS-XX.XX.XXX.XXX-2020111217031263

1192-90315859-75091709e8f76914a8468c99e9

2d4a8b7456fcc25e1af389c770bd346e74e96461

-DA-03128682-20201112163733025212

BOMB



Frankford

Made with Belgian Chocolate
includes Mini Marshmallows

Frankford

Made with Belgian Chocolate
includes Mini Marshmallows

hot chocolate
BOMB

NET WT 1.6 OZ (45g)

hot chocolate
BOMB

NET WT 1.6 OZ (45g)

Made with Belgian Chocolate
includes Mini Marshmallows

Frankford

Made with Belgian Chocolate
includes Mini Marshmallows

\$2

hot chocolate
BOMB



BOMB



EXHIBIT B

));

- Home
- About
- Recipes
- Travel
- Photography
- Work With Me



Hot chocolate bombs-See All 14 Varieties!

\$6.89

Bulk Wholesale Hot Chocolate Cocoa Bombs...

\$500

Greenovia dodrant seeds

\$5.95

Purple Magnolia 15 Tree Seeds

\$12.48

Hot Chocolate wedding favour in tube, personalised,...

\$4.04

Pink muhly grass

\$30



Hot chocolate bombs-See All 14 Varieties!

\$6.89

Bulk Wholesale Hot Chocolate Cocoa Bombs...

\$500

Greenovia dodrant seeds

\$5.95

Purple Magnolia 15 Tree Seeds

\$12.48

Hot Chocolate wedding favour in tube, personalised,...

\$4.04

Pink muhly grass

\$30



PHOTOGRAPHY

High School Grad Portraits with Jacob Lake Havasu City, AZ

Marbled Sugar Cookies

by **admin** updated on **January 31, 2020** [1 Comment](#)



This tutorial for marbled sugar cookies is a simple DIY that tastes as good as they look! Perfectly festive for themed or holiday parties!

[READ MORE](#)



Welcome! I'm Kyrsten: a self confessed foodie, travel lovin' wife & cat mom. My love of food and travel is pretty evident throughout this blog. I hope to inspire creativity in the kitchen and a wandering spirit in your future travels.

[Recipes](#)

[Travel](#)

[Photography](#)

[BAKING](#) [HOLIDAY SEASON](#) [RECIPES](#)

Hot Chocolate Bombs

by **admin** updated on **December 10, 2019** [2 Comments](#)

[PHOTOGRAPHY](#)

Boho Sedona, Arizona Wedding

by **admin** updated on **December 9, 2019**

These hot chocolate bombs are popped into a mug and once hot milk is poured over them, they melt to reveal their sweet treats inside – as well as instantly making a tasty drink.

[READ MORE](#)

Boho Sedona, Arizona wedding photography. A beautiful destination wedding in Arizona. Here are the photos of this Sedona wedding.

[READ MORE](#)

RECIPES SEASONAL: FALL
SEASONAL: FALL SIDE DISH

Hasselback Butternut Squash

by **admin** updated on **November 26, 2019**

This Hasselback Butternut Squash is an easy butternut squash recipe with a handful of ingredients, exciting flavors, and results in a striking side dish.

[READ MORE](#)

RECIPES SEASONAL: FALL
SEASONAL: FALL SIDE DISH

Best Homemade Stuffing

by **admin** updated on **November 26, 2019**  **1**
[Comment](#)

The best homemade Stuffing recipe made with bread, onion, celery, butter, and fresh herbs for Thanksgiving. Some people call this dressing and some people call it stuffing, either way, this Classic Stuffing recipe is our go-to Thanksgiving side dish.

[READ MORE](#)

name

email

SUBSCRIBE

RECIPES SEASONAL: FALL
SIDE DISH

Unbelievably Creamy Mashed Potatoes

by **admin** updated on **November 26, 2019**  **3**
[Comments](#)

BAKING RECIPES SEASONAL: FALL

Pumpkin Pie Cheesecake Bars

by **admin** updated on **November 26, 2019**

Looking for the best mashed potatoes? These unbelievably creamy mashed potatoes are insane. The perfect recipe to try and win at Thanksgiving this year!

[READ MORE](#)

Cheesecake Pumpkin Bars will be your new favorite fall dessert. These bars have so many delicious layers, including a Graham Cracker Crust, Cheesecake Layer and Pumpkin Layer. They're full of magical fall spices and are sure to impress at any Holiday Gathering.

[READ MORE](#)

BAKING RECIPES SEASONAL: FALL
SEASONAL: FALL

Baked Apples

by admin updated on November 26, 2019

BLOG POSTS TRAVEL

Travel Guide: Vancouver BC

by admin updated on October 3, 2019

Wandering Recipes | Food & Tr...

Follow On

Unable to get results

These easy Baked Apples are a delicious healthy fall dessert. Crisp fresh apples with cinnamon sugar, pecan mixture and baked until warm and tender. Served with a scoop of vanilla ice cream and caramel drizzle.

Visit Vancouver for an unforgettable adventure. Discover the best things to see, eat & do with this highly curated Vancouver travel guide.

[READ MORE](#)

[READ MORE](#)

[BLOG POSTS](#) [TRAVEL](#)

Custom Travel Planning Service

by **admin** updated on **October 1, 2019**

Wandering Recipe custom travel planning service will help you enjoy your perfect trip. From custom itineraries and reservations, we can help!

[READ MORE](#)

1

2

...

4



RECENT POSTS

High School Grad Portraits with Jacob | Lake Havasu City, AZ

Baker Family Portraits | Lake Havasu City, Arizona

Thomas-Farber Family Portraits|Lake Havasu Rotary Park

Marbled Sugar Cookies

Hot Chocolate Bombs

Share



Save on Pinterest

Next

[SUBMIT A RECIPE](#) [LOGIN](#) [JOIN](#)

Taste of Home

[Subscribe Now](#)

[Gift](#)

[RECIPES](#) [DINNER](#) [BAKING](#) [SHOP](#) [VIDEOS](#) [SUBSCRIBE](#)

ADVERTISEMENT

Share



Save on Pinterest

Next



→ Food News → Grocery Stores

Costco Is Selling Hot Cocoa Bombs That Explode with Marshmallows



Laurie Dixon

Updated: Oct. 20, 2020

Share

 Save on Pinterest

Next



COURTESY @COSTCOHOTFINDS/INSTAGRAM

Share



Save on Pinterest

Next

The hot cocoa bombs we fell in love with on TikTok are now available at Costco... in a 16-pack!

The holidays are right around the corner, and no one sweetens up the season like Costco. Shopping for [holiday stuff at Costco](#) is basically tradition at this point—what holiday is complete without a [4-pound pumpkin pie](#) or a giant bottle of [eggnog liqueur](#)?

Now, Costco is turning up the heat this winter with a festive assortment of melty and decadent hot cocoa bombs. The best part? They're stuffed with fluffy marshmallows!

Put the Cheer in Your Holiday

Few things compare to curling up TV-side with your [favorite Christmas flick](#) and a steaming mug of hot cocoa. This year, though, you can skip the standard cocoa and go straight for the good stuff with hot cocoa bombs in four jolly flavors: Milk Chocolate, S'Mores, Strawberry and Salted Caramel. Every hot cocoa bomb is loaded with marshmallows that explode out of the shell as soon as you melt it down with the milk of your choice. Just look how satisfying it is!

These hot cocoa bombs, which first became a big deal on TikTok, were spotted at Costco by IG user [@CostcoHotFinds](#). Every bomb comes in a different but festive foil wrapping, making them ideal stocking stuffers for the hot cocoa lovers in your life.

[Share](#)[Save on Pinterest](#)[Next](#)

costcohotfinds
264K followers

[View Profile](#)[View More on Instagram](#)

Share



Save on Pinterest

Next

0,731 likes

costcohotfinds

☕ Hot Chocolate Bombs are at Costco!!! Have you seen these? You pour warm milk over them and they burst open with hot cocoa mix and marshmallows .. So fun and tasty too!!!

·
·
·
·
·

[#costco](#) [#costcohotfinds](#) [#costcofinds](#) [#costcodeals](#) [#costcohaul](#) [#costcolife](#)
[#hotchocolate](#) [#hotchocolatebombs](#)

[view all 930 comments](#)

Add a comment...

Are They in Stock at Costco?

Costco is selling a 16-count box of hot cocoa bombs for only \$19, and a steal like this won't be passed up by early holiday shoppers. Like all seasonal goodies, these bombs likely won't be around for long—meaning you should snag a box as soon as you see it.

And while you're giving that membership card a workout, you might as well pick up [Costco's best-selling item!](#)


Upgrade Your Cup of Hot Cocoa This Year

Share



Save on Pinterest

Next



Popular Videos

[Share](#)[Save on Pinterest](#)[Next](#)

Originally Published: October 20, 2020

Laurie
Dixon

Having a passion for writing her whole life, Laurie joined the Taste of Home team to bring together her two favorite things—creative writing and food. She spends most of her time playing with her dog, drafting up short stories and, of course, trying out new recipes.

Sign up for recipes to your inbox

Recipes from real home cooks,
tested in our kitchens and delivered
right to your inbox!

[Sign Up](#)

Share



Save on Pinterest

Next

FREE TOTE

Plus, Save Up To 80%!

Share



Save on Pinterest

Next

ADVERTISEMENT

Share



Save on Pinterest

Next

Share



Save on Pinterest

Next

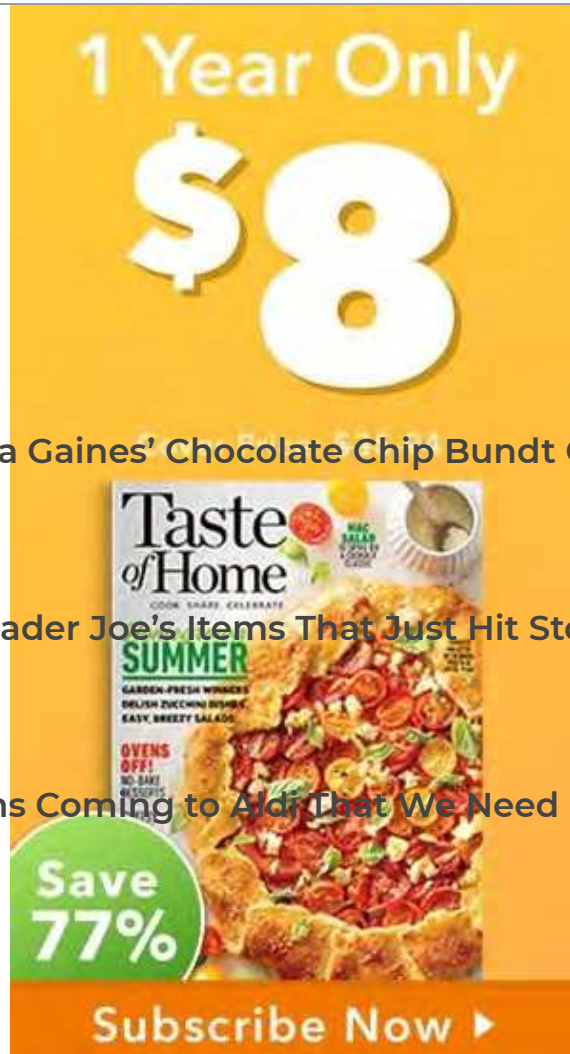
[Share](#)[!\[\]\(666e09182d4cd268646ea700ea60dcdf_img.jpg\) Save on Pinterest](#)[Next](#)

Now Trending

[We Tried Joanna Gaines' Chocolate Chip Bundt Cake Recipe \(and You Should, Too\)](#)

[8 Brand-New Trader Joe's Items That Just Hit Stores](#)

[9 Pumpkin Items Coming to Aldi That We Need Immediately](#)



Share



Save on Pinterest

Next

Share



Save on Pinterest

Next

Share



Save on Pinterest

Next

Share



Save on Pinterest

Next

Share



Save on Pinterest

Next

Share



Save on Pinterest

Next

Taste of Home

Recipes

Contests

Food News

Health & Wellness

Holidays & Events

Home & Living

Stuff We Love

Test Kitchen

Magazine

Subscription Box

[Share](#)[Save on Pinterest](#)[Next](#)**OUR BRANDS**[Reader's Digest](#)[Family Handyman](#)[Birds & Blooms](#)[The Healthy](#)[About Us](#) | [Contests](#) | [RSS](#) | [Magazine Customer Service](#) | [Contact Us](#) | [Log In](#) | [Help](#) | [Press Room](#) | [Advertise with Us](#) | [Terms of Use](#) | [Privacy Policy](#) |[Your CA Privacy Rights](#) | [Do Not Sell My Personal Information – CA Residents](#) | [Accessibility Statement](#) | [About Ads](#)

© 2021 RDA Enthusiast Brands, LLC

Sign-up for recipes to your inbox

[SIGN UP](#)

Taste of Home is America's #1 cooking magazine.

[Subscribe Now](#)[Gift](#) [Give \\$10 Gifts >](#)

Share



Save on Pinterest

Next

Share



Save on Pinterest

Next

Share



Save on Pinterest

Next

Share



Save on Pinterest

Next

Share



Save on Pinterest

Next

Share



Save on Pinterest

Next

Share



Save on Pinterest

Next

Share



Save on Pinterest

Next

STORES

COUPONS


DEALS

MORE

TIPS

Hot Chocolate Bombs Are 2020's Gift to Us - Here's Where to Find 'Em

Author: Stephanie | Updated December 19, 2020 [Recipes](#)



Say hello to your new best friends.

No Gimmicks. No Robots. Just proven methods to help you save serious money NOW.



Click to find out more about a new promotion

STORES

COUPONS

DEALS

MORE

and marshmallows or other treats. It's like a bath bomb for your cup of warm milk — you drop it into a mug of milk and within seconds, you've got a complete cup of hot cocoa.

TikTok is the ultimate influencer when it comes to weird but delicious food trends in 2020 (see pancake cereal and cloud bread), and the new hot chocolate bomb trend has arrived just in time for the holidays. But where can you get your hands on them?

Sure, **Costco hot chocolate bombs** might be out of stock, but I'll show you where you can still find them. Plus, I'll include a quick "how to" for making your own if you strike out shopping for hot cocoa bombs.

Target offers two different options for hot chocolate bombs.



STORES

COUPONS

DEALS

MORE

- **Wondershop Holiday Hot Chocolate Drink Bomb:** \$1.99 each

You'll need to brave going into the store to get Walmart's hot chocolate bombs.

Walmart sells a single hot chocolate bomb filled with mini marshmallows.

- **Frankford's Hot Chocolate Bomb:** \$2 each

[STORES](#)[COUPONS](#)[DEALS](#)[MORE](#)

Is chocolate actually “the perfect man”? Michaels thinks so.

In addition to making a statement about love, this version is proof that hot chocolate bombs don’t have to come in the shape of a round ball to be delicious.

- **The Perfect Man Hot Chocolate Bomb:** \$4.99 each

STORES

COUPONS

DEALS

MORE

Etsy has the most options for hot chocolate bombs online right now.

Via Ugly X Nancy

Thank God for Etsy, because when all the big box retailers let us down with skimpy inventory, makers of the world respond and sell us everything we want and need.

STORES

COUPONS

DEALS

MORE

- **Buy 2 Get 1 Free Hot Chocolate Bombs:** \$3 each
- **Various Flavors of Hot Chocolate Bombs:** \$3.80 each

RELATED: **Best Target Black Friday Deals for 2020**

Yes, Amazon sells hot chocolate bombs, but don't overpay for them!

STORES

COUPONS

DEALS

MORE

Amazon's hot chocolate bomb inventory has been unreliable because they sell out of these treats so quickly. You can still find them, but like other low-stock items at Amazon, the prices seem inflated.

Since I promised I'd tell you where to find hot chocolate bombs, I'm including Amazon. But seriously, don't pay this much. Watch to see if prices go down as they get more inventory.

- **3-Pack Hot Chocolate Bombs:** \$32.99, or \$10.99 per hot chocolate bomb

STORES

COUPONS

DEALS

MORE

Via I Am a Food Blog

Basically, you'll melt down chocolate chips or candy melts, put them in a half-circle silicone baking mold, fill the chocolate shells with 1 tablespoon cocoa powder and mini marshmallows (or whatever you want in your cocoa), melt the edges of the shells a bit, and then hold the two sides of the shells together to seal it.

Here's the ingredient list:

STORES

COUPONS

DEALS

MORE

Here's the full **hot chocolate bomb recipe**.

UP NEXT: Your Black Friday Cheat Sheet

[STORES](#)[COUPONS](#)[DEALS](#)[MORE](#)**Comment (1)**

You may also be interested in...

Online Deals

Shop the hottest deals from the comfort of your home! Get our hand-picked (and verified) deals on the products you love.

Store Couponing Guides

The guides everyone is talking about! Stop overspending and start saving now.



tastes of homemade

HOT CHOCOLATE BOMBS

November 14, 2020

[Jump to Recipe](#)

[Jump to Video](#)

Spheres of decadent chocolate are filled with cocoa mix and marshmallows. Simply add hot milk to watch them burst open and spill their chocolatey goodness. These hot chocolate bombs will become your favourite way to indulge in this cold weather beverage.



▼ Jump to:

[What are Hot Chocolate Bombs?](#)

[How do Hot Chocolate Bombs Work?](#)

[Ingredients](#)

[Instructions](#)

[FAQS](#)

[More Chocolate Recipes](#)

[Recipe](#)

WHAT ARE HOT CHOCOLATE BOMBS?

Hot chocolate bombs are decadent spheres of chocolate filled with cocoa mix and marshmallows.

To turn them into hot chocolate you simply place them in a mug, add some hot milk and watch them melt, releasing all the good cocoa fixings inside.

The basic hot chocolate bomb is made with just three ingredients; chocolate, cocoa mix and marshmallow, but you can turn these into gourmet hot cocoa by adding a bit of instant coffee, crushed candy canes, caramels, or anything else you can think of.

They are actually easier to make than they look and the kids will love to decorate them before they drench them in milk and watch them burst open.

They also make lovely gifts.





HOW DO HOT CHOCOLATE BOMBS WORK?

It's pretty simple. Just place them in a mug and pour hot milk over them.

They will split open, releasing the cocoa mix and marshmallows while the chocolate shell will melt resulting in the richest, most decadent hot cocoa you could dream of.

For these bombs I've found that 8 to 10 ounces of milk is perfect (about 1 Cup), but of course that will depend how strong you like your hot chocolate.

INGREDIENTS

There are only three must-have ingredients to make these hot chocolate bombs.

- **Chocolate** – You can use milk, semi-sweet or dark, it's totally up to you. Chocolate chips work fine, just choose a higher quality brand. You can also use good quality chocolate bars or baking chocolate.
- **Cocoa mix** – Use your favourite here. The better quality brand you choose the tastier your hot chocolate will be.
- **Marshmallows** – Mini marshmallows will work best. If you like the coloured marshmallows you can use those, or stick with the traditional ones.

You will probably want to decorate your cocoa bombs as well. I like to use a variety of fun sprinkles, but you can use crushed mints, shaved chocolate, or a simple drizzle of white chocolate. Get creative and have fun!

INSTRUCTIONS

One – Melt the chocolate. I prefer to do this in a glass bowl over a simmering pot of water. I have better control of the melting than using a microwave and I can keep the bowl over the hot water as I work which keeps it the perfect consistency.

Fill the pot just full enough so the bottom of the bowl just barely touches the water. Heat over medium-low heat (I use setting 4 on my stove-top) until melted and smooth.

Remove the pot from the heat leaving the bowl in place.

Two – Spoon about 2 teaspoons of chocolate into each mold.

Expert Tip – If you are going to use the microwave to heat your chocolate do so slowly. Use 15 second intervals and stir between each interval. Once the chocolate is mostly melted you should be able to stir it well enough to melt the rest. If it still needs a bit longer, reduce to 5 second intervals to avoid burning the chocolate.

Three – Using a pastry brush, brush the chocolate over the inside of the mold as evenly as you can making sure to spread it right to the top.

Four – Once all the molds are filled, pop the tray in the freezer for 5-10 minutes so the chocolate can firm up. Then repeat the filling, brushing and freezing one more time.

On the second coat of chocolate fill and brush one mold at a time otherwise the cold chocolate will set the melted chocolate before you can spread it.

Five – Remove the molds from the freezer. Loosen the chocolate by gently stretching the edges of the molds.


Fill 6 halves with cocoa mix and marshmallows. I have found 1 tablespoon of mix and 5-6 marshmallows are perfect.

Six – Place a clean plate over the hot pot of water. The steam will warm the plate.

Remove the empty halves from the mold and, working one at a time, press the edge of the chocolate shell to the warm plate.

Seven – When you see the edge start to melt remove it from the plate and press it to a filled half. Hold it for 2-3 seconds to seal. Then repeat with remaining shells.

Once all the bombs are sealed, pop them in the freezer for a couple minutes so the edges will set.



I tried many ways to seal the halves together and found this was the easiest and most successful way of doing it. You could also place some melted chocolate in a piping bag with a fine tip and pipe melted chocolate around the edge of the empty half and then press it to the filled half.

Remove from the freezer, and carefully pop the hot chocolate bombs out of the molds.

Decorate with a drizzle of melted chocolate and sprinkles or any way you like.

If you want to make these extra special, try making your own [marshmallows](#)! It isn't as hard as you'd think.

FAQS

What is the best mold for hot chocolate bombs?

The fastest and easiest molds to use are [silicone molds](#). You can purchase half dome, or even use silicone muffin cups. I use half domes that are approximately 2-inch diameter.

You can use acrylic molds as well, however you will need to properly prepare them and you need to take the time to temper the chocolate or they will not release from the molds.

What is the best chocolate for hot chocolate bombs?

To keep things the most economical you can simply use a good quality baking chip. For a bit more decadence you can use higher quality baking chocolate like Callebaut or Ghirardelli. I've also used melted Hershey or Lindt chocolate bars.

Just stay away from melting wafers. They are usually a bit waxy and combination of ingredients. Sometimes they are only chocolate flavoured and are not even true chocolate.

How do you store hot chocolate bombs?

You can store them in an airtight container either in the refrigerator or at room temperature. They shouldn't melt at room temperature unless you live in a hot climate.

MORE CHOCOLATE RECIPES

[Chocolate Chunk Brookies](#)

[Salted Caramel Oat Squares](#)

[Instant Pot Peanut Butter Cup
Cheesecake](#)

[Black Forest Skillet Brownies](#)

RECIPE

Hot Chocolate Bombs

Spheres of decadent chocolate are filled with cocoa mix and marshmallows. Simply add hot milk to watch them burst open and spill their chocolatey goodness.

4.75 from 78 votes



Print



Pin



Save Recipe



Rate

Course: Desserts, Drinks Cuisine: American Prep Time: 45 minutes

Total Time: 45 minutes Servings: [6](#) Calories: 235kcalAuthor: [Deanna](#)**Cook Mode** Prevent your screen from going dark

Equipment

☐ [Silicone Molds](#)

Ingredients

- ☐ 1 Cup chocolate chips or chopped chocolate plus extra for drizzling the top
- ☐ 6 Tbsp hot chocolate mix
- ☐ 1/2 Cup mini marshmallows
- ☐ 1-2 Tbsp Sprinkles or other decorations

Instructions

1. Place a pot on the stove with a couple inches of water. Place a bowl over the pot and add the chocolate.
2. Heat over medium low heat and stir until chocolate is melted and smooth.
3. Remove pot from the stove, leaving the bowl in place. (this will keep the chocolate the proper consistency as you work)
4. Place the chocolate molds on a baking sheet. Add about 2 teaspoons of chocolate to each cavity of the molds and, using a pastry brush, brush the chocolate to cover the inside making sure to get right to the edges.
5. Place the tray in the freezer for about 5 minutes to allow the chocolate to set.
6. Remove the tray from the freezer and repeat the process of filling the molds and brushing the chocolate over the inside (you will be

adding another 2 teaspoons of chocolate per mold). Return the pan to the freeze for another 5-10 minutes until fully set.

7. Remove the chocolate bowl from the pot and place a clean plate on top of the pot to warm.
8. Carefully stretch the molds with your hands to loosen the chocolate.
9. Add 1 tablespoon of cocoa mix to 6 of the halves and add 5-6 mini-marshmallows.
10. Working one at a time, remove the empty halves from the mold. Place an empty shell face down on the warm plate to heat the edge. When you see the edge beginning to melt, remove from the plate and press to a filled half. Hold in place for a few seconds to help seal.

Repeat with remaining shells.
11. Place the tray back in the freezer for a few minutes to make sure the chocolate seal has set. Then remove from the freezer and carefully pop the bombs out of the mold.
12. Decorate with a drizzle of melted chocolate and sprinkles, or any way you like.

Video

Notes

For this recipe you will want to use molds that have approximately 2-inch cavities. Mine are 5cm (or 1.97 inches.) Using 1 cup of chocolate chips or chopped chocolate you should end up with 4 teaspoons (1 1/3 Tablespoons) per cavity.

If you are using bigger molds, you will need to use more chocolate.

Don't worry about making them too thick, but if the layer is too thin they will crack when you try to remove them.

If the chocolate cracks when you remove them, you can put them aside and remelt them.

You can use milk, semi-sweet or dark chocolate depending on your preference.

To make the hot chocolate add 1 hot chocolate bomb to a mug and pour 8-10 ounces of milk over top. Stir until melted.

Nutrition information provided is an estimate and does not include milk.

Nutrition

Calories: 235kcal | Carbohydrates: 32g | Protein: 3g | Fat: 12g | Saturated Fat: 10g | Cholesterol: 1mg | Sodium: 163mg | Potassium: 190mg | Fiber: 2g | Sugar: 22g | Vitamin C: 1mg | Calcium: 106mg | Iron: 1mg



Tried this Recipe? Pin it for Later!

Mention [@TastesOfHomemade](#) or tag

[#tastesofhomemade!](#)



Click here to join our Facebook Group: Air Fryer & Instant Pot Recipes & Cooking

By [Deanna](#)

November 14, 2020

← Juicy Lucy Stuffed Cheeseburgers

Pear and Brie Crostini →

Recipe Rating ☆☆☆☆☆

This site uses Akismet to reduce spam. [Learn how your comment data is processed.](#)

Peggy

Tuesday 5th of January 2021

Great tips turned out great

Noora

Sunday 3rd of January 2021

I love the recipe and the way you explained it with your additional notes
thank you so much

Amanda

Tuesday 22nd of December 2020

If I make a big batch, how long will they last?

Deanna

Tuesday 22nd of December 2020

They should last for months as long as you didn't add anything perishable
to the middle.

Jenny

Monday 21st of December 2020

How do I store these??

Deanna

Tuesday 22nd of December 2020

Just in an airtight container or ziplock bag. You can store them at room temperature, just don't keep them anywhere too warm.

C

Sunday 20th of December 2020

Can you use these with water instead of milk?

Deanna

Monday 21st of December 2020

I'm sure you could. They won't be as creamy though. You could also use any milk alternative such as almond or oat.

This site uses Akismet to reduce spam. [Learn how your comment data is processed.](#)

THIS POST MAY CONTAIN AFFILIATE LINKS. AS AN AMAZON ASSOCIATE I EARN FROM QUALIFYING PURCHASES.

Copyright © 2021 Tastes of Homemade

Exclusive Member of Mediavine Food



Hot Chocolate Bombs

How to make beautiful, shiny and professional looking hot chocolate bombs! How to easily temper chocolate and simple decorating!

[↓ Recipe](#)[↓ Video](#)

Never Miss A Cake

Total Time: 25 mins**Serves:** 6 spheres

Published: October 30, 2020 Last Updated: December 16, 2020 By: Elizabeth Marek

[Share](#)[Pin](#)[Twitter](#) **53708**
SHARES

Hot chocolate bombs are chocolate spheres filled with hot chocolate mix and lots of marshmallows! Pour steaming hot milk over the top and watch the chocolate melt away and release those marshmallows into your milk. So much fun and makes a great gift! Read on to find out how to make hot chocolate bombs with silicone or acrylic molds and the difference between semi-sweet, milk chocolate, and white chocolate.



*This blog post contains affiliate links to tools that I use. If you click on them I might get a few cents from the sale but it does not cost anything extra for you.

HOT CHOCOLATE BOMBS VIDEO

Hot Chocolate Bombs

INGREDIENTS AND TOOLS NEEDED TO MAKE HOT CHOCOLATE BOMBS

1. **Good quality chocolate in bar form.** Lindt semi-sweet chocolate or Callebaut are great options. I'm using Callebaut because they sell it in the bulk foods section of my WINCO.
2. **Food thermometer** to keep track of the temp of your chocolate. Absolutely a must. Don't even attempt this without one. You can buy food thermometers at the grocery

store in the kitchen supplies aisle. I'm using an infrared thermometer because it's a little bit easier to keep clean.

3. Silicone sphere mold to make your bombs. This is the easiest mold to use if you're not familiar with tempering chocolate. I will also show you how to use acrylic sphere molds for you over-achievers out there.
4. **Bench scraper** if you are using an acrylic mold. You don't need one for silicone molds.
5. **1/4" paintbrush** for applying chocolate to silicone molds. If you're using an acrylic mold you won't need one.
6. **Piping bag** for sealing together the spheres.
7. **Parchment paper** if you're using an acrylic mold.
8. **Hot chocolate mix** of your choice.
9. **Mini marshmallows** of your choice. I'm using rainbow marshmallows from Target.
10. **Sprinkles** to decorate the outside if you want.
11. Hot Chocolate Bomb Labels

HOW TO MAKE HOT CHOCOLATE BOMBS

Here's a rundown on how to make hot chocolate bombs!

1. **Chop chocolate** (high-quality bar chocolate is best)
2. **Temper your chocolate** (don't worry, we're doing this the easy way in the microwave and it only takes 5 minutes)

3. **Paint the chocolate into your silicone molds** (two coats) or pour it into your acrylic mold.
4. **Remove the chocolate spheres from the mold.**
5. **Fill the molds** with hot chocolate and marshmallows
6. **Seal the two pieces** of chocolate together with more melted chocolate
7. **Decorate** the seam with sprinkles!

WHAT CHOCOLATE IS BEST FOR MAKING HOT CHOCOLATE BOMBS?

You want to make sure you're using good quality chocolate that has cocoa butter in it and not too many other ingredients or the chocolate isn't going to melt right. You can use candy-melts but the taste is going to be more like wax and not melt very well in your hot chocolate. Chocolate chips are also not going to work very well.

If you are going to use candy melts or another candy coating then you'll definitely want to use the silicone mold and not the acrylic mold.

If you're really serious about making cocoa bombs to sell, you'll want to get some couverture chocolate which is made to melt really smoothly and use in chocolate molds.

If you don't have time to order some good couverture chocolate then look for some chocolate bars at your grocery store that is 65% cocoa or more. Check the ingredients to make sure it contains cocoa butter.

DO I HAVE TO TEMPER MY CHOCOLATE?

If you've never heard of tempering your chocolate or feel intimidated, don't worry. Tempering just means that you are controlling the heat of your chocolate while melting it to make sure it's as strong as possible. Heating and cooling to exact temperatures which we will track with our thermometer.

Tempering your chocolate is really important. Un-tempered chocolate is soft, doesn't have a shine, and has a problem holding its shape. It will melt at room temperature and just overall be a huge headache to work with. Candy melts were invented to avoid tempering but the taste really suffers. Don't worry, I'm going to show you how to temper your chocolate in the microwave the easy way and it only takes 5 minutes!

WHAT MOLD IS BEST FOR MAKING HOT CHOCOLATE BOMBS?

I'm going to show you how to use two molds, a silicone mold, and an acrylic mold. I thought that I had to use an acrylic mold to get that ultimate shine but to be honest, after decorating I'm not sure I could even tell the difference between the two.

So I would say if you had to choose, the silicone mold is better because it's basically foolproof. The silicone mold is also cheaper. The downside is that it takes a bit more time to hand paint each mold so if you're making a lot, you might want to go with the acrylic mold.

I've seen some people use some really big molds and I understand why people like to use them because you can fit more things in them. But keep in mind that you want the amount of chocolate, hot cocoa, and marshmallow to be proportionate to how much milk you have in your mug so that the taste is not affected.

My molds are 2 1/2" in diameter and fit about 1 Tablespoon of the hot cocoa mix inside which is plenty when combined with the extra marshmallows and chocolate.

HOW TO MAKE HOT CHOCOLATE BOMBS STEP-BY-STEP

Step 1 – Chop 24 ounces of good quality semi-sweet chocolate as finely as you can with a knife. This is kind of tedious but I promise it's worth it! You don't want ANY big chunks.

Step 2 – Place the chocolate in the microwave and heat for 30 seconds. NO MORE. Then stir with a spatula, moving the chocolate from the outside edges, to the center to evenly heat it.

Step 3 – Place the chocolate back into the microwave and heat for 15 seconds and stir like we did in the first step. Take the temp of your chocolate to make sure it's not above 90°F.

Step 4 – Repeat this process 2-5 more times until the chocolate is almost melted. Never heat more than 15 seconds and do not let your chocolate get above 90°F. Once almost melted, just continue stirring until the chocolate is fully melted from the residual heat from the bowl.

Step 5 – Pour some chocolate onto some parchment paper and pop it into the fridge for 5 minutes. Take it out and observe it. Does it look shiny? Does it snap in half loudly when you break it? Then it's tempered and ready to go in your molds.

If your chocolate is dull, has white residue on top or just bends when you try to break it, it's not tempered and you may have heated it too far. Don't worry, you can seed it with

more chopped chocolate. Just add in 6 ounces of finely chopped chocolate and stir until melted. You may need to heat for 5-10 seconds to get it fully melted. Test again before using.

Pro-tip – No microwave? You can temper your chocolate the old-fashioned way. I go over it in my [chocolate tempering tutorial](#).

MOLDING THE CHOCOLATE SPHERES WITH A SILICONE MOLD

Step 1 – Clean your mold. Use some paper towel to thoroughly polish the insides of your molds so that they are nice and shiny. Any amount of residue will cause a blemish on your chocolate. This is true for silicone molds and acrylic molds.

Step 2 – Paint a thin layer of chocolate using a paintbrush on the inside of the mold. Place into the fridge for 5 minutes to set.

Step 3 – Apply a second coat of chocolate, paying special attention to the edges to build them up a bit so the molds have a strong edge. Place the chocolate mold into the fridge to set up for five minutes.

After 5 minutes your chocolate will easily release from the mold and are ready to be assembled!

MOLDING THE CHOCOLATE SPHERES WITH AN ACRYLIC MOLD

Using an acrylic mold has a few more steps but the shine is incredible and is much faster than using a silicone mold.

Step 1 – Use some paper towel to thoroughly polish the insides of your molds so that they are nice and shiny. This also prevents chocolate from sticking.

Step 2 – Warm your mold slightly with a heat gun or hair dryer to just take the chill off the acrylic. It shouldn't be hot at all. Warming the mold prevents the chocolate from getting hard too quickly.

Step 3 – Make sure your chocolate is at 90°F and pour it into the mold. Tap the mold against the table a couple times to release any bubbles.

Step 4 – Pour the excess chocolate out of the mold back into the bowl or onto the table to be scraped up later. I use the edges of my bench scraper to tap the side so that the chocolate all comes out.

Step 5 – Scrape the excess chocolate off the top of the mold.

Step 6 – Place the mold face down onto some parchment paper until it's almost set but still soft. About 5 minutes. This allows the excess chocolate to pool onto the parchment paper to build up the rim of the chocolate.

Step 7 – Scrape the top of the mold again to make the chocolate spheres have a very clean edge.

Step 8 – Place the chocolate mold into the freezer for 5 minutes (don't forget about them!)

Step 9 – If the chocolate was tempered properly, you will see that the chocolate has pulled away from the mold and is not sticking. You might have one or two spots that are sticking but if they are small, it will be ok.

Step 10 – In one swift move, turn the mold upside down onto the table with a bit of force to get the chocolates to all come out.

ASSEMBLING THE CHOCOLATE BOMBS

Step 1 – Set your first half into a small bowl or use the back of your silicone mold to hold it. Fill the chocolate about 3/4 of the way with your favorite hot chocolate mix and marshmallows.

Step 2 – Pipe some melted chocolate onto the top of the sphere.

Step 3 – Place the second half of the chocolate sphere on top and press gently together to seal.

Pro-tip – Use gloves to avoid getting too many fingerprints on your hot chocolate bombs.

Step 4 – Use a gloved finger to clean off the excess chocolate to make a seamless look or simply roll the bomb in sprinkles to finish the look.

HOW TO USE HOT CHOCOLATE BOMBS

I tested these hot chocolate bombs out in various amounts of milk and found that 14 ounces was about perfect. I heat my milk until it's steaming (not boiling). Place the hot

chocolate bomb in the bottom of the mug and pour the hot milk on top. The hot cream opens up the bomb and all the marshmallows escape! So fun!

Use a spoon to stir so that the cacao and chocolate melt into the hot milk.

Hot chocolate bombs make a great gift! Wrap them in a plastic bag with a fun tie and some instructions for use. Put it in a mug and give them as gifts for the Holidays! Nothing says I love you like hot chocolate!

MILK CHOCOLATE COCOA BOMBS

Milk chocolate has more sugar and dairy in it than semi-sweet chocolate so it will melt at a lower temperature. Follow the same process for melting and tempering but I melt in 15-second increments, stirring in between. Never let the milk chocolate go above 86°F or it will fall out of temper.

If your milk chocolate does go above 86°F then you can temper it using the [traditional seeding method](#).

WHITE CHOCOLATE COCOA BOMBS

Making white chocolate cocoa bombs are a little bit trickier because white chocolate melts at a much lower temperature than semi-sweet chocolate. Don't let your white chocolate go above 84°F.

I have good luck with LINDT white chocolate bars or you can invest in some white couverture chocolate online. You can use almond bark or other types of melting chocolate but they are not good for using an acrylic mold, silicone molds only.

The process is the same as listed above for making white chocolate bombs EXCEPT I heat for a much smaller amount of time because the white chocolate melts very very quickly and is easy to over-heat.

1. Finely chop your chocolate
2. **Melt in the microwave for 15 seconds, then 5-second increments.** Stir in between. Do not go above 84°F. If you do go above, refer to my tutorial on how to [temper chocolate using the seeding method](#) (scroll down).
3. Now your chocolate is ready to be poured into acrylic molds or silicone molds.
4. If your chocolate starts to get firm, melt for 5 seconds. Do not be tempted to heat it for longer.

HOW TO COLOR CHOCOLATE

If you want to color your white chocolate, it's really easy. You just need to add a little melted colored cocoa butter. I like to use cocoa butter colors from chef rubber. About 1 teaspoon for 2 Tablespoons of melted white chocolate and mix.

Make sure your cocoa butter is also at the proper temperature before using it (88°F).

MORE CHOCOLATE RECIPES

[How to temper chocolate three ways](#)

[Chocolate caramel candies](#)

[6 Tempered chocolate techniques](#)



Did You Make This Recipe?

Leave a rating and tell me how it went!

Hot Chocolate Bombs

How to make beautiful, shiny and professional looking hot chocolate bombs! How to easily temper chocolate and simple decorating!



5 from 265 votes

Print



☆ Rate

Never Miss A Cake

Prep Time:

10 mins

Cook Time:

5 mins

Cooling:

10 mins

Total Time:

25 mins

Serves: 6 spheres **Calories:** 87kcal **Author:** Elizabeth Marek

Ingredients

- ☐ 24 ounces (680 g) semi-sweet couverture chocolate I prefer Callebaut, you can also use any high quality bar chocolate. You can use candy melts, if you're using a silicone mold but they don't taste as good.
- ☐ 1 cup (50 g) mini marshmallows
- ☐ 6 Tablespoons (88 g) hot chocolate mix

Equipment

- ☐ Thermometer
- ☐ 2 1/2" Sphere Mold (silicone or acrylic)

Instructions

For Silicone Molds

- 1 Finely chop your chocolate using a sharp chefs knife
- 2 Place the chocolate into a bowl and heat for 30 seconds (my microwave is 1000 watts)
- 3 Stir the chocolate, moving the chocolate that is on the outside, towards the center.
- 4 Heat again for 15 seconds and stir again.
- 5 Repeat this process until the chocolate is ALMOST melted but not fully melted. Never heating for longer than 15 seconds and never going above 90F. If you go above 90° you will have to temper your chocolate by seeding (see my blog post for more info)
- 6 Make sure your molds are clean by polishing them with a paper towel
- 7 Paint a thin layer of chocolate into the molds and refrigerate for 5 minutes
- 8 Paint a second coat of chocolate over the first, paying special attention to building up the rim of the sphere. Refrigerate for 5 minutes.
- 9 Take your chocolate out of the molds and fill with 1 tablespoon of hot cocoa mix and marshmallows
- 10 Pipe some melted chocolate around the rim and attach the second sphere on top. Pressing gently to seal.

- 11 Use a gloved hand to wipe away the excess chocolate or simply roll the chocolate sphere in some sprinkles to finish the look.

For Acrylic Molds

- 12 Chop your chocolate finely with a sharp chefs knife
- 13 Add your chocolate to a bowl and microwave for 30 seconds (my microwave is 1000 watts)
- 14 Stir the chocolate, moving the chocolate that is on the outside, towards the center.
- 15 Heat again for 15 seconds and stir again.
- 16 Repeat this process until the chocolate is ALMOST melted but not fully melted. Never heating for longer than 15 seconds and never going above 90F. If you go above 90° you will have to temper your chocolate by seeding (see my blog post for more info)
- 17 Polish your mold with a paper towel to remove and residue from the inside to prevent the chocolate from sticking.
- 18 Warm the acrylic mold slightly with a hair dryer or heat gun so it doesnt feel cold but not hot either.
- 19 Pour the chocolate (at 90°F) into the molds and tap on the table a few times to remove bubbles.
- 20 Dump the chocolate back into the bowl, use the edge of your bench scraper to tap out as much of the chocolate as possible. You don't want the chocolates to be too thick.
- 21 Scrape off the excess chocolate from the top of the mold back into the bowl.
- 22 Turn the mold upside down onto some parchment paper to let the chocolate drain further and almost completely set. About 5 minutes. The chocolate should lift away from the parchment paper easily but still be soft.

- 23 Scrape off the excess chocolate again and then place the mold into the freezer for 5 minutes.
- 24 The freezer will cause the chocolate to contract and pull away from the mold. If it's not tempered, it will not contract and there will be no way to get the chocolate out. You can tell if your chocolate is tempered because if you look under the mold, it won't be stuck to the molds anymore. If you have a couple spots where it still is, it will be ok and still release with no problem.
- 25 Quickly turn your mold over onto the table to release the chocolate from the mold. Now they are ready to assemble.
- 26 Add 1 Tablespoon of hot chocolate mix to half the sphere and some marshmallows.
- 27 Pipe some melted chocolate onto the top of the sphere to attach the top piece of the sphere. Pressing gently but firmly.
- 28 Use a gloved hand to wipe away the excess chocolate for a clean look or roll in some sprinkles to finish decorating them!

Notes

TIPS FOR SUCCESS!

The Best Chocolate - Semi-sweet couverture chocolate or high quality bar chocolate. Not candy melts, chocolate chips or candy coating.

Hot Chocolate Bomb Mold - [Silicone molds](#) or [acrylic molds](#) work well. Silicone is the easiest but takes longer. Acrylic is more complicated but you can do more at once.

Thermometer - You will need a simple kitchen thermometer or [infrared thermometer](#) to track the temperature of your chocolate.

Nutrition

Serving: 1bomb | Calories: 87kcal (4%) | Carbohydrates: 18g (6%) | Protein: 1g (2%) | Fat: 2g (3%) | Saturated Fat: 2g (10%) | Sodium: 134mg (6%) | Fiber: 1g (4%) | Sugar: 14g (16%) | Calcium: 15mg (2%) | Iron: 1mg (6%)

Posted in [Blog](#), [Candy](#), [Recipe](#)

By: [Elizabeth Marek](#)

165 COMMENTS ON “SHINY HOT CHOCOLATE BOMBS WITH MARSHMALLOWS”

[Older comments](#)

Ruth S

9 months ago

Thank you so much for all the details. I just ordered everything and I can't wait to make these. This is the first time I've found a candy recipe that left me with the confidence to give it a try. Thanks again!

[Reply](#)

Natalie

9 months ago

Hi! I had a silly question...in the recipe it calls for 24oz of chocolate to make 6 bombs. I know 16oz is 1 pound, so does that mean I need 1.5lbs of chocolate per 6 balls? Seems like alot to me and maybe I am mistaken. Any help is appreciated ..

[Reply](#)

[Elizabeth Marek](#)

9 months ago

Its because you have to fill the molds and then pour out the excess. You do use all the chocolate for each bomb because they are not solid.

[Reply](#)**Carla**

9 months ago

I love your instructions and this recipe!! I'm so proud that I finally learned how to temper chocolate!! Thank you!! My husband helped me shaving the chocolate and he decided the knife was too labor intensive. He used a vegetable peeler and it went much faster!! I LOVE your blog. Keep the great posts coming!! ..

[Reply](#)**[Elizabeth Marek](#)**

9 months ago

Thanks for the tip!

[Reply](#)**Clarice Armijo**

9 months ago

This is a FANTASTIC idea!! Do you know how well they hold up in the mail if shipped off?

[Reply](#)**[Elizabeth Marek](#)**

9 months ago

Check out my cookie boxing tutorial for how I shipped mine ..

[Reply](#)**Cherlyn**

9 months ago

Can you chop/grate the chocolate in a food processor?

[Reply](#)**[Elizabeth Marek](#)**

9 months ago

I haven't had success doing that

[Reply](#)

Cherlyn

9 months ago

For silicone molds, have you tried Trader Joe's "Pound Plus" dark chocolate bar (17.6 oz) – imported from Belgium with 55% minimum dark chocolate cocoa solids and cocoa butter?

[Reply](#)

[Elizabeth Marek](#)

9 months ago

I haven't tried that but I know some people who love it

[Reply](#)

Shannon Nechamkin

9 months ago

I made these and they turned out great. Can't wait to give them as Christmas gifts.

[Reply](#)

Joanne Hamilton

9 months ago

Just places my order for the molds online and will arrive just before Christmas
Thanks for all the tips can't wait to do these for my daughter

[Reply](#)

Patricia Roberts

9 months ago

Liz, I made mine in a 4 ct 1/34 inch silicone sphere mold for ice balls using only the bottom...so I got 2...they came out perfect...I never tempered before...and I don't mind doing them in batches as it's not too time consuming....li will just have to figure out my hot milk amount to add to the smaller sphere...thank you so much for your passion and explicit instructions...

[Reply](#)

Andrea

9 months ago

Very helpful! First time doing it. Kinda failed because of what you said about the edges.

Question (sorry if it has been answered)

Why don't you pour the chocolate in to the silicone mold (why do you paint it on??) ??

You are clear with instructions, love your personality and so digging then geek science ♡

[Reply](#)

[Elizabeth Marek](#)

9 months ago

If your silicone molds are full of chocolate you cant pour out the chocolate without it getting all over the place. Although I have seen some people cut the mold into pieces and then you can fill and pour.

[Reply](#)

Elyse

9 months ago

This is a reply to my previous Q&A that I have always used the Defrost setting on the microwave to melt chocolate without cooking it & have great results making chocolate lollipops etc. Is there any reason why it is not recommended to Defrost for the Cocoa Bombs? I want to make sure they harden correctly. Thanks!

[Reply](#)

[Elizabeth Marek](#)

9 months ago

You can heat the chocolate any way you want in the microwave, the only thing you have to be careful of is the temperature. Unless you're using almond bark or some other kind of melt then it doesnt matter but you can only use that type of chocolate in silicone molds

[Reply](#)

Jill

9 months ago

This is the BEST recipe! Thank you for going so into detail, my chocolate bombs were perfect!! Every other recipe out there doesn't show how to temper the chocolate correctly, so this was so great. Thank you thank you!!

[Reply](#)

MLE

9 months ago

Great recipe and amazing tutorial!! The only thing I did differently and made it a little easier for a novice like me was to put the molded chocolate on a warm pan for a minute before putting these together. It smother out the rough edges and melted the chocolate just enough to make it easy to put together without piping the chocolate on the edge.

I've had a blast making these and trying new flavors. You were a big help!!

[Reply](#)

Jessica Sue

8 months ago

This is a great recipe! You were a great teacher in your video tutorial. The instructions and explanations are clear and detailed, probably better than some on Food Network! This was my first time tempering chocolate, and I felt confident doing it! Thanks for your video and recipe!

1 question: I wondered whether the chocolate could be grated rather than shaved?

[Reply](#)

fwn

8 months ago

Great, easy technique for tempering chocolate. I had Ghirardelli 60% bar and Ghirardelli dark melting wafers leftover from the holidays, so I just used those, and the 2.5" spheres came out nice and shiny. I did have to work swiftly, because the chocolate set quickly in the silicone molds and on the brush. Unfortunately, the final product was pretty rough looking, some parts were uneven and my warm, gloved hands melted sections and even poked a few holes. Oh well, first attempt and it was fun making (and drinking) them. Once I get the assembly mastered I'll probably use a higher-end chocolate. Thanks for posting!

[Reply](#)**Julia**

8 months ago

We just made these and they were DELICIOUS! We used a fabulous peppermint hot chocolate mix paired with a Callebaut chocolate shell. We piped chocolate around the edges and rolled them in crushed candy cane for a festive finish. We'll most definitely be making more as I'm sure these won't last very long around our house.

[Reply](#)**Johanny**

8 months ago

Thanks for the easy instructions.
Can I temper the chocolate in a melting pot?

[Reply](#)**Sugar Geek Show**

8 months ago

As long as you're constantly checking the temperature of the chocolate, yes.

[Reply](#)**Joree**

7 months ago

Thank you so much for the realistic and super helpful video! My daughter and I made them yesterday in anticipation of the snowstorm. It took two tries to get the chocolate tempered, but we did it!

I am grateful for the comments here otherwise, I would have not known that you need to keep warming the chocolate—ours got very thick after the 2nd tempering attempt.

We followed the instructions to build up the edges, but did not realize that we needed to level it off—it was hard to match the seams, but we “shaved” the edges with a knife and made do.

They came out great and are a super treat. thank you!

[Reply](#)**Bex**

7 months ago

I used these for a treat in a box for Night To Shine! They turned out so amazing!!! I really appreciated the weight of chocolate in the recipe. It helped me order enough. I made 120 bombs in 5 hours! Lol it's definitely a labor of love!!!!

[Reply](#)[Older comments](#)

LEAVE A REPLY

Recipe Rating ☆☆☆☆☆

//

Your name here

Your email here

Post Comment

HI, I'M LIZ!

I'm an artist and cake decorator from Portland, Oregon. Cakes are my obsession, which is why I'm dedicated to crafting tried-and-true recipes, small cake tutorials, as well as advanced online cake courses!

READ MORE ABOUT ME

LET'S CONNECT

YouTube

Facebook

Instagram

Pinterest

SUMMERTIME RECIPES



Ice Cream Cake



Easy Buttercream Frosting



How To Make Fresh Berries Last Longer



Blackberry Lime Cake

POPULAR RECIPES



Moist Vanilla Cake With Easy Buttercream



Chocolate Macaron Recipe

Marzipan Recipe

Berry Chantilly Cake

Fresh Strawberry Cake With Strawberry
Buttercream

Red Velvet Cake Recipe

Email Me Recipes

Sign up for our email newsletter and get new recipes & tutorials!

SUBSCRIBE

SITE LINKS

[ABOUT US](#)
[TUTORIALS](#)
[RECIPES](#)
[TERMS OF SERVICE](#)

[PRIVACY POLICY](#)
[CONTACT US](#)
[SIGN UP](#)
[LOGIN](#)

©2015-2020 Sugar Geek Show, Inc. All Rights Reserved

Sugar Geek Show, P.O. Box 5501, Aloha, OR 97006

Exclusive Member of Mediavine Food

Exclusive Member of Mediavine Food



RECIPES

HOLIDAYS

MEAL PLANNING

PEOPLE

MORE

The 2021 **Kitchn Essentials**, Grocery Edition is here — see the winners!

RECIPES | HOW TO | RECIPE | VALENTINE'S DAY

The Best, Easiest Way to Make Hot Chocolate Bombs at Home

by MEGHAN SPLAWN updated FEB 11, 2021

 SAVE TO RECIPE BOX

 COMMENTS  JUMP TO RECIPE  PRINT RECIPE

About cookies on this site

Our site uses cookies and other technologies so that we, and our partners, can remember you and understand how you use our site. For more information visit our [privacy policy](#).

OK



Credit: Photo: Joe Lingeman; Food Stylist Jesse Szewczyk

We independently select these products—if you buy from one of our links, we may earn a commission.

During the winter of 2020, it was nearly impossible to open Instagram or TikTok without being greeted by an exploding hot chocolate bomb. The tasty trend is popular for a reason: When the chocolate spheres are dropped into warm milk, they crack open in the most mesmerizing way, releasing a flurry of hot cocoa mix and marshmallows to create an instant cup of hot cocoa. Even my local ice cream shop in Boise was making — and routinely selling out of — these fun edible gifts.

While holiday gift giving might be over for now, hot chocolate bombs are the *perfect* project for a Valentine's Day at home with the kids, and they make a sweet little gift to drop on doorst

tempering cho

you don't even

About cookies on this site

Our site uses cookies and other technologies so that we, and our partners, can remember you and understand how you use our site. For more information visit our [privacy policy](#).

OK



About cookies on this site

Our site uses cookies and other technologies so that we, and our partners, can remember you and understand how you use our site. For more information visit our [privacy policy](#).

OK



Credit: Photo: Joe Lingeman; Food Stylist Jesse Szewczyk

What Are Hot Chocolate Bombs?

Hot chocolate bombs — also called hot cocoa bombs — are spheres of tempered chocolate filled with hot cocoa mix, mini marshmallows, and sometimes sprinkles. When added to hot milk, the chocolate spheres melt, releasing the cocoa mix and creating a tasty cup of hot chocolate. According to *The Washington Post*, the first viral hot cocoa bomb was shared by photographer Eric Torres Garcia, who went on to create an entire cocoa bomb company. More than just a hot cocoa delivery system, hot chocolate bombs are a creative edible gift you can have a lot of fun making and giving away.

About cookies on this site

Our site uses cookies and other technologies so that we, and our partners, can remember you and understand how you use our site. For more information visit our [privacy policy](#).

OK

Credit: Photo: Joe Lingeman; Food Stylist Jesse Szewczyk

A Quick and Easy Way to Temper Chocolate

Tempered chocolate, or chocolate composed of a network of stable crystals, is what gives these bombs their shiny finish and snap. If you come across a recipe for hot chocolate bombs that suggests you can make them *without* tempering — most likely by chilling them in the fridge — move along. **Tempering chocolate is crucial for hot chocolate bombs**, and while it has a reputation for being finicky, the method we're using here, called the seeding method, is easy and utterly foolproof.

You'll begin by melting two-thirds of the chocolate. I like to do this on the stovetop in a heatproof bowl set over a pot of simmering water, but you can also use the microwave in 30-second bursts. You want the chocolate to melt completely without exceeding 100°F. (If you don't have a thermometer, use your fingertip as a guide. It should never be too hot to touch.) Off the heat, add the remaining chocolate in three batches, stirring until incorporated after each addition. Continue mixing until the chocolate is between 88 and 91°F, or about body temperature. **Test a bit of the chocolate before making the bombs: a small swipe on a piece of parchment paper should begin to set immediately.** If it doesn't, add more chopped chocolate, 1 tablespoon at a time, testing after each addition.

Buying higher-quality chocolate for tempering will make your work easier. I'm a big fan of Ghirardelli chips. They're readily available in most grocery stores and are easy to temper. If you buy a larger hunk of chocolate or chocolate wafers, make sure it doesn't have a gray or white film, called bloom, on them. Bloom indicates the chocolate has been exposed to higher or lower temperatures and has already gone out of temper. If the bar in your pantry has any bloom, it's probably just surface level and tempering will remove it, so don't stress.

About cookies on this site

Our site uses cookies and other technologies so that we, and our partners, can remember you and understand how you use our site. For more information visit our [privacy policy](#).

OK



Credit: Photo: Joe Lingeman; Food Stylist Jesse Szewczyk

Can I Make Hot Chocolate Bombs Without a Mold?

The simple answer here is yes, but it depends on what look you're going for. For the perfectly round hot chocolate bombs that float, sink, and then explode, you'll need two half sphere silicone mold trays with six cavities each. The spheres should be 2 inches in diameter; smaller spheres don't hold enough hot cocoa mix, and bigger spheres won't fit in a standard mug. These molds are relatively inexpensive — often less than \$20 for a pair — and can be found online or at art and crafts stores. We've had success with [these](#) and [these](#).

About cookies on this site

Our site uses cookies and other technologies so that we, and our partners, can remember you and understand how you use our site. For more information visit our [privacy policy](#).

OK



Chocolate Bomb

\$7.99

AMAZON

BUY NOW

About cookies on this site

Our site uses cookies and other technologies so that we, and our partners, can remember you and understand how you use our site. For more information visit our [privacy policy](#).

OK



If you want to skip buying molds, you can use parchment paper cupcake liners to

create a bomb without a bomb shape. Brush the bottom and sides of the liners with the tempered chocolate, let it set, fill with the cocoa mix, then drizzle a layer of tempered chocolate over the filling, smoothing with a spoon to close the bomb. Trust me when I say I tried all the ways to make hot chocolate bombs without a mold (a plastic-wrapped egg, empty plastic Easter eggs, an orange) and cupcake liners are by far the easiest with the best results. Avoid foil-lined liners — the chocolate will get stuck.

About cookies on this site

Our site uses cookies and other technologies so that we, and our partners, can remember you and understand how you use our site. For more information visit our [privacy policy](#).

OK



Credit: Photo: Joe Lingeman; Food Stylist Jesse Szewczyk

Gifting and Serving Hot Chocolate Bombs

Hot chocolate bombs keep well at room temperature in an airtight container for several weeks. Use cupcake liners to hold the bombs for gifting and storing: Not only do they look cute, but they'll also keep your perfectly tempered chocolate from getting damaged by fingerprints and will keep the bombs safe during transport.

About cookies on this site

Our site uses cookies and other technologies so that we, and our partners, can remember you and understand how you use our site. For more information visit our [privacy policy](#).

When you're re

OK

the milk, the more dramatic the explosion will be). Pour the milk into your mugs, add a bomb, and watch with delight as the chocolate melts, making nearly instant hot chocolate. And because you've doubled down on the chocolate — cocoa mix inside a

chocolate shell — the resulting cup of cocoa will be deliciously decadent!

Credit: Photo: Joe Lingeman; Food Stylist Jesse Szewczyk

1 / 10



Here's how to make hot chocolate bombs.

 PRINT RECIPE

How To Make Hot Chocolate Bombs Without a Mold

About cookies on this site

Our site uses cookies and other technologies so that we, and our partners, can remember you and understand how you use our site. For more information visit our [privacy policy](#).

OK

YIELD

Serves 6

PREP TIME

1 hour

COOK TIME

10 minutes



SHOW NUTRITIONAL INFORMATION

INGREDIENTS

12 ounces high-quality semi-sweet chocolate bars or chips, such as Ghirardelli

6 tablespoons hot cocoa mix

1 cup mini marshmallows

Sprinkles, for decorating (optional)

6 cups whole or 2% milk

EQUIPMENT

Chefs knife and cutting board

Measuring cups and spoons

2 (2-inch) silicone sphere molds with 6 wells each, or 6 parchment paper cupcake liners

Digital probe thermometer

Large heatproof bowl

4-quart pot

Pastry brush

Nitrile or latex gloves

Small piping bag (optional)

Muffin papers, for packaging (optional)

INSTRUCTIONS

Temper the chocolate:

1 Set up a double boiler. Fill a 4-quart pot halfway with water and set over medium-high heat. Find a heat proof bowl that fits securely on top of the pot without touching the water.

About cookies on this site

Our site uses cookies and other technologies so that we, and our partners, can remember you and understand how you use our site. For more information visit our [privacy policy](#).

2 Chop and

chocolate. Set

OK

the bowl and

stirring regularly with a silicone spatula to help with melting and keep it from getting too hot. Keep an eye on the chocolate temperature — it should never get

too hot to touch but you can check this using a digital probe thermometer. do not

too hot to touch but you can check this using a digital probe thermometer — do not exceed 100° F. Remove the bowl from the double boiler. Add the reserved chocolate in 3 increments, stirring until incorporated and melted after each addition. Continue mixing until the chocolate is between 88 and 91°F. You can check this with a digital probe thermometer or by touch — the chocolate should be about body temperature, so test on the back of your hand or wrist.

Option 1: With silicone mold trays

1 Coat the molds with the tempered chocolate. Drop 1 tablespoon tempered chocolate into each well of 2 (6-count, 2-inch wide) half sphere silicone mold trays. Use a brush to spread the chocolate up the sides and over the edges of the molds by just a bit. Let sit at room temperature until the chocolate is hardened, 5 to 15 minutes. Brush the wells with more tempered chocolate (about 1 teaspoon each) to achieve a thick, even coating. Let sit at room temperature until completely hardened, 15 to 30 minutes.

2 Fill half the spheres with cocoa and marshmallows. Place 1 tablespoon hot cocoa mix, 1 heaping tablespoon mini marshmallows, and 1/2 teaspoon sprinkles if desired into each of half of the wells (6).

3 Paint or pipe a border of chocolate on the unfilled shells and assemble the bombs. Wearing nitrile or latex gloves, gently release the remaining 6 unfilled shells from their molds, but keep them resting in the well. Use a pastry brush or a small piping bag to coat their edges with tempered chocolate. (If the chocolate has cooled and lost its temper, place it back briefly over the double boiler until warmed back to between 88 and 91°F.) Top each marshmallow-filled shell with a coated, unfilled shell to form a sphere. Let sit at room temperature to harden and set, at least 15 minutes.

Option 2: Without a mold

1 Coat cups: [About cookies on this site](#)

each of 6 par
of the liners
hardened,

OK

1 teaspoon each) to achieve a thick, even coating. Let sit at room temperature until the chocolate is completely hardened, 15 to 30 minutes.

2 Fill with cocoa and marshmallows. Place 1 tablespoon hot cocoa mix, 1 heaping

2 Fill with cocoa and marshmallows. Place 1 tablespoon hot cocoa mix, 1 heaping tablespoon mini marshmallows, and 1/2 teaspoon sprinkles if desired into each liner.

3 Close the bombs with more chocolate. Drizzle 1 tablespoon tempered chocolate over the filling in each liner. Use the back of a small spoon to smooth the chocolate over the filling to completely enclose it. Let sit at room temperature until the chocolate is completely hardened, 15 to 30 minutes. (If the chocolate has cooled and lost its temper, place it back briefly over the double boiler until warmed back to between 88 and 91°F.) Wearing nitrile or latex gloves, gently release the chocolate bombs from the liners.

Decorate and serve:

1 Drizzle with any remaining chocolate and add sprinkles (optional). Before storing, you can decoratively drizzle the bombs with any remaining chocolate and add sprinkles to garnish if desired. Use gloves when decorating or moving the cocoa bombs to prevent fingerprints.

2 Serve the chocolate bombs. Heat 1 cup milk for each hot chocolate bomb gently on the stovetop or in the microwave for about 2 minutes until very hot, almost to a boil. Pour the hot milk into a large mug and gently add the bomb for the most dramatic explosion.

RECIPE NOTES

Storage: Store hot chocolate bombs in an airtight container at room temperature for up to 2 weeks.



Meghan

FOOD

Meghan
Cookin'
Both's
first 10

about food and family called Didn't I Just Feed You.

About cookies on this site

Our site uses cookies and other technologies so that we, and our partners, can remember you and understand how you use our site. For more information visit our [privacy policy](#).

OK

FOLLOW MEGHAN



♥ SAVE 💬 COMMENTS 📖 JUMP TO RECIPE 🖨️ PRINT RECIPE

About cookies on this site

Our site uses cookies and other technologies so that we, and our partners, can remember you and understand how you use our site. For more information visit our [privacy policy](#).

OK



**About cookies on this site**

Our site uses cookies and other technologies so that we, and our partners, can remember you and understand how you use our site. For more information visit our [privacy policy](#).

OK

Got a tip, kitchen tour, or other story our readers should see?

TELL US ABOUT IT!



READ

RECIPES

HOLIDAYS

MEAL PLANNING

LEARN

SHOP

PEOPLE

COMPANY

PARTNER WITH US

ABOUT

CONTACT

PRESS

TERMS OF USE

PRIVACY POLICY

EU AND CALIFORNIA DATA SUBJECT REQUESTS

OUR TEAM

JOBS

SITE MAP

Kitchn is © 1994-2021 Apartment Therapy, LLC

About cookies on this site

Our site uses cookies and other technologies so that we, and our partners, can remember you and understand how you use our site. For more information visit our [privacy policy](#).

OK



[Home](#) » [Food + Drink](#) » [Hot Chocolate Bombs](#)

Hot Chocolate Bombs

filed under: [CANDY](#) · [DESSERT](#) · [FOOD + DRINK](#) on *December 17, 2020*

 JUMP TO RECIPE   

Hot Chocolate Bombs are chocolate spheres filled with [homemade chocolate milk powder](#) and marshmallows that are put into a mug with hot milk for a delicious cup of hot cocoa. Try my [Best Homemade Hot Cocoa](#) for another rich and creamy hot chocolate recipe.

Hot Chocolate Bombs

The title of these balls of chocolate is pretty accurate. The balls are filled with chocolate milk powder and marshmallows. When hot milk is added to the bombs, they open up, or ‘explode’ to let the hot chocolate mix and marshmallows out. When stirred, you have a decadent and delicious cup of hot chocolate!

[PIN IT HERE!](#)



Hot Cocoa Bomb Ingredients

Can I tell you what makes my hot cocoa bombs better than the rest? **HOMEMADE CHOCOLATE MILK POWDER!**

This is going to produce the BEST cup of Hot Chocolate that you will ever make. And I have made a LOT of hot chocolate, so I feel confident you will agree!

I used my [homemade chocolate milk powder recipe](https://iambaker.net/homemade-chocolate-milk-powder-recipe/), which is only three ingredients that you probably already have on hand. And it will make the richest flavor for your hot cocoa bomb!

Hot Chocolate Bombs

Hot Chocolate Bombs

To make the powder, combine the three ingredients—sugar, cocoa powder, and a pinch of salt. You can blend them in a food processor or shake them in a container that has a lid (of course). Store the powder in an airtight container in a cool, dry place until you are ready to use it.

Melting Chocolate

Before filling the molds with the chocolate for the Hot Chocolate Bombs, the chocolate has to be melted. I prefer the double boiler method. Using this method helps ensure that the chocolate is not burned and the gently melted chocolate will be smooth and shiny. And, you don't need any fancy kitchen gadgets to use this method.

To melt the chocolate chips, fill a pot about halfway full of water. Bring it to a simmer over low heat. Find a heat-safe bowl (glass or stainless steel) that can be set into the pot. Make sure the bottom of the pot is not touching the water. The steam is what will melt the chocolate chips.

Add the chocolate chips to the heat-safe bowl. With the heat on low, use a rubber spatula to stir the chocolate chips until they are melted and smooth. Use the chocolate to fill the molds. Don't dump the pot of water, however. You will use a variation of this method again in a moment.

If you do use a microwave to melt the chocolate chips, melt them in 15-second increments, stirring in between. Be careful to not overdo this.

Filling the Molds

Fill each chocolate mold with a heaping spoonful of melted chocolate. Use the spoon to evenly spread out the chocolate into each mold. Place them in the freezer for about 10 minutes, or until the chocolate is set. Once set, gently remove the half-spheres of chocolate and place them on a parchment paper-lined baking sheet (or just a clean, flat surface).

Assembling Hot Chocolate Bombs

With the molds ready and the hot chocolate powder mixed, it's time to get the bombs ready to go into a mug with hot milk! Fill each of three half-spheres with 2 tablespoons of hot chocolate powder and one tablespoon of mini marshmallows.

To seal the top halves of the molds onto the bottom halves, melt the rims of the top halves a bit. To do this, place the other three molds, seam-side down, onto a baking sheet. Place the baking sheet over the pot of warm water over low heat. This will melt the rims just enough to act as a seal.

Cover the filled halves of the chocolate molds with the top halves. I used gloves to make sure there were fewer fingerprints on the chocolate. Place a chocolate bomb into a mug. Slowly pour about 1 1/2 cups of hot milk over the bomb. The chocolate will start to melt and the hot chocolate mix and marshmallows will be set free to make a comforting cup of hot chocolate!

Only make as many of the chocolate bombs as you need. They are best used right away or within 24 hours stored at room temperature.

If you are decorating the hot chocolate bombs, just drizzle some of your remaining melted chocolate and immediately cover it with sprinkles.

Rudolf Hot Cocoa Bombs

This was so fun! I used some extra chocolate from the melting chocolate and added it to a piping bag. Snip off the corner of the tip of the bag and then pipe out little antlers. Let those harden, about 5 minutes.

I used the piping bag to add a little bit of chocolate to the cheeks, then pressed a snowflake sprinkle into the chocolate. Same for the nose, however, I used a red chocolate candy.

Attach the antlers (use gloves to avoid fingerprints) using some melted chocolate and hold in place until the chocolate hardens. (about 30 seconds)

I saw this on Pinterest and tried to track down the creator, but wasn't able to. If you are the creator of this adorable design, please let me know so I can give you credit!

I purchased the molds for the chocolate on Amazon. [Baker Depot Silicone Moulds](#). This is an affiliate link, so thank you in advance should you purchase them! <3

If you are using white chocolate to make the bombs, be sure to get as good of quality as you can find, as white chocolate is very finicky!



5 from 7 votes



PRINT

Hot Chocolate Bombs

PREP TIMEFREEZE TOTAL TIME
20 MINS 10 MINS30 MINS

Hot Chocolate Bombs are chocolate spheres filled with homemade chocolate milk powder and marshmallows that are put into a mug with hot milk for a delicious cup of hot cocoa.

COURSE: DESSERT, DRINKS

CUISINE: AMERICAN

KEYWORD: HOT CHOCOLATE BOMBS

SERVINGS: 3 CHOCOLATE BOMBS

CALORIES: 457 KCAL

AUTHOR: AMANDA RETTKE--IAMBAKER.NET

INGREDIENTS

CHOCOLATE MILK POWDER

- $\frac{3}{4}$ cup (133g) granulated sugar
- $\frac{1}{2}$ cup (39g) cocoa powder
- 1 pinch kosher salt

CHOCOLATE BOMBS

- 1 cup semi-sweet chocolate chips
- 6 tablespoons chocolate milk powder, divided
- 3 tablespoons mini marshmallows, divided
- 1 silicone chocolate bomb mold

INSTRUCTIONS

CHOCOLATE MILK POWDER

1. To get started, get out a jar with a lid or a food processor.
2. Combine the sugar, cocoa powder, and salt. Use a food processor or shake up the ingredients in a sealed container until all the ingredients are mixed together. Store in a sealed container in a cool, dry place.

MELTING CHOCOLATE--DOUBLE BOILER METHOD

1. Fill a medium pot almost halfway with water. Bring the water to a simmer over low heat.
2. Place a heat-safe bowl (glass or stainless steel) that can just fit on top of the pot of simmering water, but leaves a gap between the water and bottom of the bowl.
3. Add the chocolate chips to the bowl. Keep the heat on low and use a rubber spatula to stir the melting chocolate chips until smooth. Remove the bowl of chocolate, but leave the water in the pot to be used later.

CHOCOLATE MOLDS

1. Add a heaping spoonful of the melted chocolate to each of the six chocolate molds. Use the spoon to spread the chocolate up the sides of each mold. Make sure the entire inside

of each mold is evenly coated with chocolate.
(Save extra chocolate to use later.)

2. Freeze the chocolate for 10 minutes, or until completely set.
3. Once set, carefully remove the chocolate cups from the mold, placing them on a baking sheet lined with parchment paper.

ASSEMBLING HOT CHOCOLATE BOMBS

1. Flip over three of the molds to be filled. Fill each of the three halves with 2 tablespoons of the chocolate milk powder and 1 tablespoon of mini marshmallows.
2. Place the other three halves, seam-side down, on a separate baking sheet. Place the sheet on top of the pot of warm water over low heat to slightly melt the rims of the molds.
3. With gloves on (so you don't leave fingerprints) cover each filled chocolate half with an empty half, sealing it.
4. Decorate with any extra melted chocolate, sprinkles, and other candies. Use immediately, or within 24 hours, for best results. Store at room temperature.
5. To make hot chocolate, add a chocolate bomb into a mug. Slowly pour about 1½ cups of hot milk over the bombs and stir. Sip and enjoy!

RECIPE VIDEO

Hot Chocolate Bombs

Hot Chocolate Bombs







Did You Make This Recipe?

Use the tag #YouAreBaker when posting a photo of your recipe, and make sure to follow @IAmBaker on Instagram!


31 COMMENTS · LEAVE A COMMENT

BEVERAGES · CHOCOLATE · MARSHMALLOW · SPRINKLES

More Ideas

- | | | | | | |
|--|--|---|--|--|---|
|  911
Mint
Chocolate Cake
{VIDEO} |  1,970
Frozen Hot
Chocolate |  4,508
Chocolate
Bundt Cake with Cream
Cheese Filling {VIDEO} |  9,493
The Best
Homemade Hot
Chocolate Recipe
{VIDEO} |  2,712
Dirty
Chocolate Cookies
{VIDEO} |  473
Chocolate
Mint Brownies {VIDEO} |
|--|--|---|--|--|---|

meet Amanda Rettke



Amanda Rettke is the creator of I Am Baker, and the bestselling author of Surprise Inside Cakes: Amazing Cakes for Every Occasion – With a Little Something Extra Inside. Over the course of her 15+ year blogging adventure, she has been featured in and collaborated with the Food Network, New York Times, LA Times, Country Living Magazine, People Magazine, Epicurious, Brides, Romantic Homes, life:beautiful, Publishers Weekly, The Daily Mail, Star Tribune, The Globe and Mail, DailyCandy, YumSugar, The Knot, The Kitchn, and Parade, to name a few.



◀ PREVIOUS POST

Shortbread Cookies

NEXT POST ▶

Snickerdoodle Fudge

Leave a Reply

Your email address will not be published. Required fields are marked *

RECIPE RATING

Recipe Rating

- ☒ ★★★★★
☐ ★★★★★
☐ ★★★★★
☐ ★★★★★

Comments

GRACE says:

Can't wait to try this with my granddaughter.

REPLY

LINDA HANNAGAN says:

★★★★★

I can't wait to make most of these recipes. They sound better than I can imagine and I have a wild imagination. I will get back to you after the holidays to let you know how they come out, which I am sure will be great. Happy holidays and great baking.

REPLY



COMMENT

NAME *

EMAIL *

WEBSITE

POST COMMENT

*This site uses Akismet to reduce spam.
[Learn how your comment data is processed.](#)*

DONNA *says:*

What if you want to give them as part of a gift? Will they be just as good if refrigerated?

REPLY**MONTY** *says:*

Can you get smaller molds? Those take a big ole cup

REPLY**AMANDA RETTKE** *says:*

Yes, of course. There are several in the link to Amazon that I provided.

REPLY**NANCY** *says:*

How do you get the white chocolate the right consistency for drizzling

REPLY**AMANDA RETTKE** *says:*

Just popped some white chocolate morsels in a plastic disposable pastry bag, heat it in the microwave in 15-second increments and massaging the chocolate, then when it is melted cut the tip off of the pastry bag and pipe. You can re-heat if needed.

REPLY**CONNIE SISK** *says:*

Your amazing !!

So easy to understand your recipes and You .

You explain everything so well!!!

Merry Christmas ..

Connie Sisk

Pewee Valley, Kentucky

REPLY**JENNIFER REED** *says:*

Looks delicious. Chocolate Boombs.

REPLY**ANGELIQUE SPEARS** *says:*

I would love to make some chocolate boom with my daughter and my granddaughter and also make some cookie with them also

REPLY**KARA CARLSON** *says:*

What size are the chocolate balls? (I can't help but hear chef from South Park singing here...) There are a ton of mold sizes! Thanks! And Merry Christmas!

REPLY**AMANDA RETTKE** *says:*

They are about 3 inches across. I used the biggest mold! (Lots of marshmallows fit in then!) You can use any size, and most shapes work!

REPLY

DIANE SIMPSON *says:*

I can't wait to try these with my daughter, but I would like to know if you used the large size mold. Thanks

REPLY

AMANDA RETTKE *says:*

I did.

REPLY

TERRI COHEN *says:*

My silicone forms just arrived from Amazon. I'm excited to make these today. How do I make peppermint hot chocolate bombs? Is it just 2tsp of crushed peppermint candies or do you use peppermint extract when melting the chocolate. Thank you for your help!

REPLY

AMANDA RETTKE *says:*

Yes, you can add peppermint to the mix inside the bomb! ..

REPLY

GAYLE *says:*

Hi Amanda,

These look great. Do you recommend natural or Dutch cocoa for the mixture?

REPLY

AMANDA RETTKE *says:*

I have used both with success, but I do prefer unsweetened cocoa powder in this as the dutch process can get a TAD bitter.

REPLY

NONA *says:*

Why do they need to be used within 24 hrs?

REPLY

AMANDA RETTKE *says:*

Tempered chocolate will start to cloud or discolor. Flavor wise they should be fine, but it may not look as pretty.

REPLY

PAMELA WALTERS *says:*

Thank you for your easy to understand instructions. I had ordered molds with intent to make hot chocolate bombs but no instructions were included. I am glad for your site and instructions.

REPLY

GENEVIEVE YBARRA *says:*

How do you drizzle without melting the chocolate bomb?

REPLY

LAURA *says:*

Hi! I can't wait to make these – can you let us know where you got your gloves, what brand they are? Thank you!

REPLY

Easy Hot Chocolate Bombs (VIDEO) | i am baker

AMANDA RETTKE *says:*

I got them at my grocery store... before Covid. They were \$4.99 at that time.

[REPLY](#)

MARYSA *says:*

These are so cute! I would love to make these with my kids.

[REPLY](#)

RHONDA *says:*

★★★★★

You mentioned " Only make as many of the chocolate bombs as you need. They are best used right away or within 24 hours stored at room temperature."

Can these cocoa bombs be made ahead of time and either refrigerated or frozen and thawed before serving? I was hoping to make the a week or so before my event. Thank you.

[REPLY](#)

AMANDA RETTKE *says:*

Yes, they can be made ahead of time, but if the chocolate is not perfectly tempered it can show marks and discolor. The reason I recommend using quickly is only for visual reasons.

[REPLY](#)

LORI W *says:*

★★★★★

These are fun to make and even more fun to drink!!

[REPLY](#)

JASON DELEVAR *says:*

This recipe is great. I love baking them and my family likes the product. Moreover, molds are cheap. I found it only for 6.99 USD

[REPLY](#)

LISA FLORA *says:*

★★★★★

I have just Came upon your Recipe Page 5/18/2021 and I Do Not Know WHY I Haven't Seen this Sooner. I Love to BAKE and Now I AM Loving it ALL

[REPLY](#)

MELANGERS *says:*

★★★★★

Amazing.

Its so delicious. I loved it.

[REPLY](#)

AS SEEN IN

ABOUT · BAKING TOOLS · SURPRISE-INSIDE® CAKES · TERMS

© 2021 I AM BAKER. DESIGN BY LINDSAY HUMES.

Exclusive Member of Mediavine Food

SWEETS

with a

SIDE OF SASS





Free Standard Shipping on Orders \$80+

[Home](#) \ [Hot Chocolate Bombs](#)



Hot Chocolate Bombs

1 Review

Time: 30 minutes
Servings: 6 servings

Learn how to make hot chocolate bombs with premium Ghirardelli chocolate. This fun hot chocolate bombs recipe makes the most delicious hot cocoa chocolate bombs.

Ingredients

2 cups	Ghirardelli 60% Cacao Bittersweet Baking Chips, melted	Shop
1/2 cup	Ghirardelli Double Chocolate Hot Cocoa	Shop
1/2 cup	Ghirardelli Mini Semi-Sweet Chocolate Chips	Shop
1/2 cup	Marshmallows, mini	
2 teaspoons	Ghirardelli White Melting Wafers, melted	Shop
2 1/4 teaspoons	Edible gold dust, for topping	
1 teaspoon	Sprinkles, for topping	
1 cup	Milk, steamed, for serving	

Directions

- 1 In two medium size 6 semi sphere silicone mold trays evenly divide the melted chocolate.



Free Standard Shipping on Orders \$80+

Refrigerate for 15 minutes. If any weak areas appear, swirl with additional melted chocolate to avoid any cracks or breakage.

- 3 Carefully remove the chocolate shells from the molds. To 6 of the molds evenly divide the hot cocoa, mini chocolate chips & marshmallows.
- 4 Swirl the remaining mold against a warm plate (run under hot water or microwave for 15 seconds to warm) & press to seal together with the filled molds. Smooth the seam with additional melted chocolate if necessary.
- 5 Using a clean small paint brush gently brush the top of each hot chocolate bomb with gold dust.
- 6 Transfer the melted white chocolate to a piping bag fitted with a small round tip & drizzle each hot cocoa bomb. Immediately finish with a pinch of gold sprinkles.
- 7 Refrigerate finished chocolate bombs until ready to serve. When ready to serve, place a hot cocoa chocolate bomb into a mug & slowly add the steamed milk. Stir & enjoy!

Photo and Recipe credit: @modestmarce

Recommended Products
We also love these...

Every item on this page was chosen by The Pioneer Woman team. The site may earn a commission on some products.

These Are the 12 Coolest Hot Chocolate Bombs You Can Buy

Winter at home just got way more fun.

✿ By Rebekah Lowin ✿ Dec 22, 2020



SUGABEAR CHOCOLATES

Ree Drummond isn't the only who can't be trusted around [hot chocolate](#). As soon as December rolls around, it seems like *everyone* is clamoring to switch up their morning coffee for a mug of cocoa. And why not? It is the ultimate [holiday drink](#), after all.

Well, lately, it's been easier than ever to get your cocoa fix thanks to one very nifty, hot chocolate-inspired treat. The "hot chocolate bomb," as it's lovingly been dubbed on social media and beyond, looks a lot like a chocolate truffle, but it's actually hollow inside and typically filled with one serving of [hot chocolate mix](#) and mini marshmallows. Place the "bomb" inside a mug and pour hot milk over it, and you'll see

why these cuties have taken off in such a big way: The cocoa ingredients appear to "explode" out of the bomb and into the milk.

It's just plain cool.

Of course, if you want to get technical about it, it's really less about explosiveness and more about the buoyancy of those marshmallows, which stick around at the top of the mug while the exterior of the "bomb" melts and falls to the bottom. But it *looks* like an explosion, and your kids (and you!) will love it. Promise.

Here, you'll find the best hot chocolate bombs out there—including snowman-shaped versions, unicorn-themed bombs, and more. All you'll need to provide is the [mug](#), the milk, and the [Hallmark movie](#) marathon! (Of course, if you'd prefer to go the DIY route, you can always purchase a [mold](#) and get to work—or whip up a stunning [hot chocolate board](#). You can't go wrong either way. Cheers!)

ADVERTISEMENT - CONTINUE READING BELOW



30+ REVIEWS

Bombombs Hot Chocolate Bombs

amazon.com

\$24.99

SHOP NOW

Not only is this set of hot chocolate bombs beautiful to look at, but each one is also downright delicious. The only hard part: deciding whether you're in the mood for a "fudge brownie" or "caramel candy" flavor.



BESTSELLER

Snowman Hot Cocoa Bombs

etsy.com

\$14.00

SHOP NOW

Okay, hold the phone—these are *way* too cute. Each "snowman" comes filled with a full serving of hot chocolate mix and a smattering of mini marshmallows.

ADVERTISEMENT - CONTINUE READING BELOW



145+ REVIEWS

Baby Yoda Hot Chocolate Bomb

[amazon.com](#)[SHOP NOW](#)

If you're a fan of *The Mandalorian* or the *Star Wars* franchise, you owe it to yourself to get your hands on one of these Baby Yoda hot chocolate bombs. As they melt, a tiny marshmallow Grogu appears.

[180+ REVIEWS](#)

Buckeye Hot Chocolate Bombs

[etsy.com](#)

\$54.00

[SHOP NOW](#)

If you're a fan of the chocolate-coated peanut butter desserts known as buckeyes, you'll love these hot chocolate bombs. They're loaded with similar flavors and topped with pretty chocolate shavings.

**60+ REVIEWS**

Unicorn Hot Chocolate Bomb



etsy.com

\$7.00

SHOP NOW

As if hot chocolate bombs weren't already magical enough...now, there's a *unicorn*-themed version. Each bomb is decorated with sprinkles and filled with colorful dehydrated marshmallows.

ADVERTISEMENT - CONTINUE READING BELOW



BESTSELLER

Gourmet Hot Chocolate Bombs

[etsy.com](#)

\$5.00

[SHOP NOW](#)

There's just something so artful about these particular cocoa bombs—and they're homemade! Choose from flavors like milk chocolate, white chocolate, birthday cake, salted caramel, peanut butter chocolate, and peppermint chocolate.

**BESTSELLER**

Grinch Hot Chocolate Bombs

etsy.com

\$5.75

SHOP NOW

Hope your heart's ready to grow by a few sizes. These bestselling hot chocolate bombs are sold individually, so you can purchase as many or as few as you need.



35+ REVIEWS

Wintry Hot Chocolate Bombs



etsy.com

\$5.50

SHOP NOW

Just because Christmas is over doesn't mean you can't continue to enjoy hot chocolate all season long. These blue and white bombs are perfect for the later winter months.

ADVERTISEMENT - CONTINUE READING BELOW



FOR HARRY POTTER FANS

Harry Potter Hot Cocoa Bombs

[etsy.com](#)

\$7.50

[SHOP NOW](#)

How perfect are these *Harry Potter* Sorting Hat hot chocolate bombs? They offer a fun, magical twist on the typical hot chocolate bombs out there.

UNDER \$10

Lucky Charms Hot Chocolate Bombs

etsy.com

\$10.00

SHOP NOW

It's two nostalgia-inducing treats in one: cereal *and* hot chocolate! The flavor of the exterior here is "vanilla funfetti."



150+ REVIEWS

Apple Cider Bomb

[etsy.com](#)

\$7.00

[SHOP NOW](#)

Hot chocolate's not the only thing these cuties are good for. This bomb features a salted caramel shell, a spiced cider mix, and caramel chips, and you add hot water to it instead of milk.

[270+ REVIEWS](#)

Hot Chocolate Melting Bomb



amazon.com

\$10.49

SHOP NOW

A Belgian chocolate exterior and mini dehydrated marshmallows give this particular hot chocolate bomb a smooth, creamy finish. Pro tip: Buy several and give them out as gifts throughout the season!

MORE FROM
WINTER

24 of the Most Comfortable Ankle Boots for Women

Get Cozy With These Super Warm Leggings

ADVERTISEMENT - CONTINUE READING BELOW

These Advent Calendars Make December Way More Fun

You Can DIY All of These Advent Calendars at Home

'Tis the Season for Christmas Trivia

On Repeat This Fall: Slow Cooker Turkey Chili

[30 Best Trader Joe's Pumpkin Foods for Fall](#)[The 10 Cutest Christmas Village Sets Out There](#)[You Must, Must Try This Caramel Apple Pie](#)[All of the Best Instant Pot Soup Recipes to Try](#)[WINTER](#)[DRINKS](#)[CHOCOLATE](#)[HAPPY NEW YEAR 2021](#)[CHRISTMAS](#)[FOOD AND COOKING](#)[HOT CHOCOLATE PANCAKES](#)[DELICIOUS HOT CHOCOLATE](#)[JALAPENO HOT CHOCOLATE](#)[13 BEST HOT CHOCOLATE MIXES TO TRY THIS FALL](#)[PREPARE TO BE OBSESSED WITH HOT CHOCOLATE BOARDS](#)[HOW TO MAKE HOMEMADE HOT CHOCOLATE MIX](#)[Subscribe](#)[About The Pioneer Woman](#)[Give The Pioneer Woman as a Gift](#)[Other Hearst Subscriptions](#)

[Newsletter](#)[Learn More Purina](#)

- A Part of Hearst

Digital Media

A Part of Hearst Digital Media

The Pioneer Woman participates in various affiliate marketing programs, which means we may get paid commissions on editorially chosen products purchased through our links to retailer sites.

©2021 Hearst Magazine Media, Inc. All Rights Reserved.

[Privacy Notice](#)[Your California Privacy Rights](#)[Terms of Use](#)[Interest-Based Ads](#)[Sitemap](#)

[Do Not Sell My Personal Information](#)



SUBSCRIBE

[Home](#)[About](#)[Recipes](#)[Baking Challenge](#)[Shop](#)[Home](#) » [Drinks](#) » Hot Chocolate Bombs

Hot Chocolate Bombs

Published Nov 3, 2020 · Updated Nov 2, 2020 by [Miranda](#)

This post may contain Amazon or other affiliate links. As an Amazon Associate I earn from qualifying purchases.

[Jump to Recipe](#)

These Hot Chocolate Bombs have a thick, chocolate shell with a hot cocoa mix and marshmallows packed inside just waiting for some hot milk to be poured on top of it. These cocoa bombs make the perfect Christmas gifts this year and are all the rage!



SUBSCRIBE



[SUBSCRIBE](#)

When I started seeing these hot chocolate bombs on the internet, I knew I needed to share them with all of you. They are so awesome and don't need to be made overly complicated.

What are Hot Chocolate Bombs

They're tasty little chocolate treats that you can drink during the cold months!

Hot Chocolate Bombs are hollow spheres of chocolate that are made in silicone molds that have hot cocoa mix and sometimes marshmallows inside it.

They're then placed in a mug and melt when hot milk is poured over the top of them. Stir in the melted chocolate and hot cocoa mix and drink up.

MY LATEST VIDEOS



Hot Chocolate Bomb Recipe Ingredients

Because these are hot chocolate bombs with marshmallows, there are 3 ingredients instead of two. If you want to skip the marshmallows, this is a 2 ingredient DIY treat.

- Chocolate Almond Bark – I've used both [chocolate almond bark](#), [candy melts](#), and [chocolate chips](#) to make these bombs. They both have their pros and cons that I talk about down below. I have never used
- [Hot Cocoa Mix](#) – Use your favorite homemade or store-bought hot cocoa mix. Ghirardelli is delicious.
- [Dehydrated Marshmallows](#) – If you can't find dehydrated marshmallows, mini marshmallows work well too. You can also make your own [dehydrated marshmallows](#).



How to make Hot Chocolate Bombs

There are a few tricky parts to making these cocoa bombs. The first is figuring out how to seal the two pieces together and the second would be doing it without getting fingerprints all over your bombs.

Melt your chocolate in the microwave. Chop the almond bark up and place it in a microwave-safe bowl. Microwave it in 30 second intervals and stir after each interval until the chocolate is completely smooth.

Cover the silicone mold cavities with the melted chocolate. Using [these two molds](#), add about 1 to 2 tablespoons of chocolate to a cavity. Using the back of the spoon or a pastry brush, coat each cavity so it's thoroughly coated with chocolate including the top edge. Let the chocolate sit until it's completely hardened.



SUBSCRIBE



Fill 6 of the 12 half spheres with hot cocoa mix and marshmallows. I like to throw on a pair of gloves and remove the chocolate from the molds. Place the shells on a piece of parchment paper or wax paper. Fill half of the shells with the cocoa and marshmallows.



Seal the hot chocolate bombs shut. I've tried a few different ways and they all went decently. Keep your gloves on while doing this part to prevent any fingerprints.

#1 I added some additional melted chocolate to a sandwich bag and cut a small hole in the corner. I carefully piped chocolate on the edge of the half-sphere staying close to the inner edge so it would fall inside instead of out. Place the top on and use a spoon or the side of a skewer to remove any excess chocolate from the outside of the shell. Let it sit until the chocolate sets up.

#2 Pop a plate in the microwave for about 45 seconds to 1 minute until it's very warm. Place the top of the sphere on the plate for 3 to 5 seconds until it begins to melt and then immediately set it on top of the filled bottom half. Using a spoon or the side of a skewer, remove the excess chocolate from the outside of the shell. Let it sit until the chocolate has set up.

#3 Never take the bottom of the sphere out of the mold. So you'll only remove 6 of the shells and I would stagger the ones that you remove so

[SUBSCRIBE](#)

piped chocolate and use a paper towel to carefully remove any excess chocolate.

[SUBSCRIBE](#)

Decorate the hot chocolate bombs however you want. Melt some extra chocolate or white chocolate in the microwave in 30 second intervals and stirring until smooth. Add it to a new sandwich bag and cut a small hole in one of the corners. Leaving the bombs on the parchment paper, use even pressure and move the bag of chocolate back and forth over top of the bombs.



How to use a Hot Chocolate Bomb

I read on a post in a Facebook group a joke about someone thinking this was a bath bomb instead of something you drink. That's when I thought it was probably best to share how to use a hot chocolate bomb. No one really wants to make that mistake and waste a delicious drink by throwing it in their bath tub.

1. Add the chocolate bomb to a mug.



SUBSCRIBE



2. Pour hot milk on it.



SUBSCRIBE



3. Stir until everything is combined.



Hot Chocolate Bomb Variations

Okay, so you may see this on the blog soon actually. I'm sharing all of my recipe ideas before I actually make them.

- Peppermint - Crush up some soft peppermints to mix into the hot cocoa mix and sprinkle a few larger pieces on the outside of the bomb.
- Peanut Butter - Add peanut butter powder to the hot cocoa mix and add peanut butter chips to the chocolate shell
- Cookies and Cream - a White chocolate shell with Oreo crumbs mixed into it and oreo crumbs mixed into the hot cocoa mix
- S'mores - A chocolate shell with graham crackers sprinkled on top and additional graham crackers mixed into the hot cocoa mix



SUBSCRIBE



What if I don't have a silicone mold?

If you don't have a silicone mold, you need to buy one. I can't of anything that would work in place of the mold. [Here's the one that I use and really like.](#)

What size mold do you have?

The molds I used have cavities that are 2 ½ inches in diameter. The link to mine is right above.

What kind of chocolate did you use for the hot chocolate bombs?

I've used every kind of chocolate except for couverture chocolate, because I didn't want to temper the chocolate first. [Almond bark](#), [chocolate chips](#), or [chocolate candy melts](#) will work. I linked to each one that I would recommend.

How to keep finger prints off the chocolate bombs?

Use food safe gloves for this. Keep them clean and handle the hot chocolate bombs as little as possible.

Can I use homemade hot cocoa inside?

Yes! Homemade hot cocoa will work great in the bombs.

[SUBSCRIBE](#)

what else can i add in these hot cocoa bombs?

- mini chocolate chips
- regular chocolate chips (cinnamon, peanut butter, white chocolate, funfetti, etc.)
- soft peppermint candies
- andes mints

- [Fluffernutter Hot Cocoa](#)
- [Hot Cocoa Brownies](#)
- [Hot Chocolate Poke Cake](#)

Hot Chocolate Bombs

Author: [MIRANDA COUSE](#)


These Hot Chocolate Bombs have a thick, chocolate shell with a hot cocoa mix and marshmallows packed inside just waiting for some hot milk to be poured on top of it.

★★★★★ 5 from 2 votes

 Print Recipe

 Pin Recipe

 Rate this Recipe



PREP TIME


15 mins

COOK TIME

0 mins

TOTAL TIME

15 mins



COURSE

Dessert, Drinks

CUISINE

American

SERVINGS

6 bombs

CALORIES

661 kcal

Cook Mode

Prevent your screen from going dark

INGREDIENTS

1x

2x

3x



- 1/4 cup chocolate or white chocolate
almond bark chocolate chips or melting
wafers would work too, for garnish

INSTRUCTIONS

Hot Chocolate Bombs

1. Add the chocolate to a microwave-safe bowl. Microwave for 30 seconds and stir. Repeat microwaving for 30 seconds and stirring after each interval until the chocolate is completely melted.
2. Add 2 spoonfuls of the chocolate to each cavity of the chocolate mold and coat the cavity wall well with the back of the spoon making it thick on the sides and edges. If any chocolate goes over the edge, wipe it clean. You'll want a clean straight edge.
3. Let the chocolate sit for a few minutes. If you see any thin spots or spots that need chocolate, add additional chocolate to cover the spots. Let harden.
4. Remove the chocolate from the molds. Use gloves to avoid fingerprints.
5. In each of 6 of the half spheres, add a heaping tablespoon of hot cocoa mix and 2 tablespoons of mini dehydrated marshmallows.
6. Warm any remaining melted chocolate back up by microwaving for 30 seconds and stirring.
7. Add the melted chocolate to a sandwich bag. Cut a small hole in the corner of the sandwich bag.
8. Pipe the chocolate on the edge of one of the half spheres that's filled with



SUBSCRIBE



garnish in the microwave in 30-second intervals and stir after each interval until completely melted.

12. Add to a new sandwich bag. Cut a small hole in the corner of the sandwich bag.
13. Quickly moving the bag back and forth, pipe strips on top of the hot chocolate bomb. Let harden.

To use Hot Chocolate Bomb

1. Place a hot chocolate bomb in a mug.
2. Pour hot milk over top of the hot chocolate bomb. Stir until the chocolate shell is completely melted and the hot cocoa mix is incorporated.

NUTRITION

Calories: 661kcal

Carbohydrates: 99g

Protein: 1g

Fat: 28g

Saturated Fat: 27g

Sodium: 177mg

Fiber: 1g

Sugar: 89g

Calcium: 15mg

Iron: 1mg

(Nutrition facts are an estimate and not guaranteed to be accurate. Please see a registered dietitian for special diet advice.)



KEYWORD

Hot Chocolate Bombs, Hot Cocoa Bombs

Did You Make This Recipe?

Snap a photo and share it with us @cookiedoughandovenmitt by tagging #cookiedoughandovenmitt!



SUBSCRIBE



Chocolate Dipped
Rice Krispie Treats



Coconut Chocolate
Bars



Chocolate
Earthquake Cake



Creamy Slow Cooker
Hot Chocolate



Hot Chocolate Fudge



Chocolate Mousse



Get Dessert Recipes Delivered To Your Inbox

AND A BONUS FREE Baking Substitutions too!

Email

SIGN ME UP!

« [Instant Pot Pumpkin Cheesecake](#)

[Cinnamon Roll Apple Pie](#) »



SUBSCRIBE



and the author of the Easy Homemade Cookie Cookbook. She loves to focus on fun, seasonal dessert recipes. She's been featured on BuzzFeed, Red Book Magazine, Country Living, Parade, and others. [Read more...](#)

✉ Subscribe ▼

Join the discussion

B *I* U

This site uses Akismet to reduce spam. [Learn how your comment data is processed.](#)

2 COMMENTS



Esmeralda Burks

🕒 8 months ago

Hello!! just wondering what size mold did you use? I ordered some on amazon https://www.amazon.com/gp/product/B08NFS8X94/ref=ppx_yo_dt_b_asin_title_o04_s00?ie=UTF8&psc=1 I hope these will work just fine. I'm just and over-thinker!

+ 0 - ➡ Reply



SUBSCRIBE

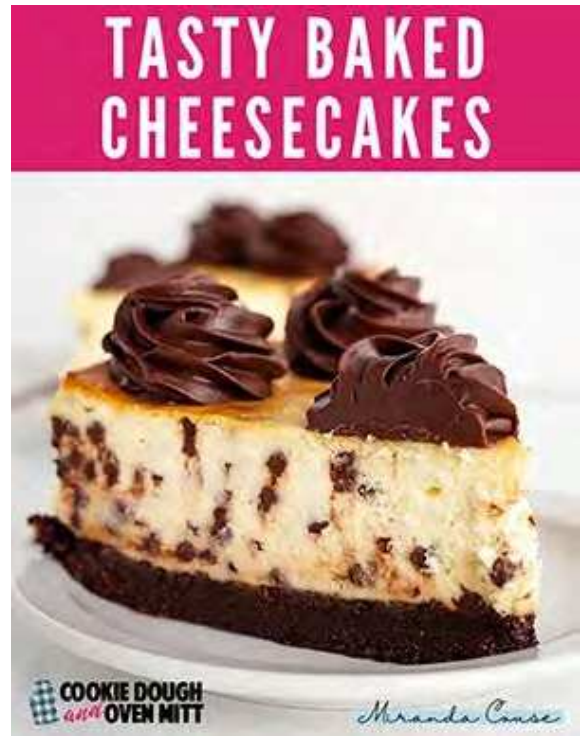
**MEET MIRANDA**

Hi! I'm Miranda. I'm a wife, mama to a boy, lover of all things sweet, crazy cat lady, and the girl behind this blog! [Tell me more..](#)

**RECIPE SEARCH**

Get Dessert Recipes Delivered To Your Inbox

AND A BONUS FREE Baking
Substitutions too!

[SUBSCRIBE](#)[GET YOUR EBOOK TODAY!](#)

POPULAR POSTS

[Carrot Cake Bars](#)
[Carrot Cake with Caramel Frosting](#)
[Strawberries and Cream Cheesecake](#)
[Chocolate Peanut Butter Layer Dessert](#)
[Five Christmas Cookies One Dough](#)

SEEN ON

RECIPE SEARCH

search for recipes

CATEGORIES

Select Category

▼

ARCHIVES

Select Month

▼

EXHIBIT B cont.

[Select Page](#)

How to make Perfect Hot Chocolate Bomb

[Pin](#)[Share](#)[Tweet](#)[Share](#)

The PERFECT Cup of Hot Cocoa can be achieved with a **Hot Chocolate Bomb**. You've seen the craze and I'm here to help you with tips, tricks and all the details for making a cup of Hot Chocolate that you will definitely go back for more.



I sacrificed many cups of Hot Cocoa for this recipe, but the great news is I have found all the pressure points that you will come in contact

with when trying to make them yourself and I'm going to show you
Step by Step.

 Better than Sex Chex Mix

So stick with me while I help you through the supplies and ingredients
you will need.

Hot Chocolate Bomb Ingredients:

- Chocolate
- Hot Cocoa
- Toppings like Marshmallows, Crushed Candy Canes, Caramel etc

Supplies

- Silicone Ball Molds
- Alternatives – Silicone Egg Bite Mold for Pressure Cooking, Silicone Muffin liner, Silicone Large Ice Cube Molds

Ideally you want to use a silicone ball mold about 2.1in diameter. However they can be difficult to find in stock. But amazon carries many options. The silicone is thin which makes removing the chocolate balls super simple.

Make sure your molds are clean and dry. It's very important that liquid does not mix with the chocolate when melting. Trust me, you will ruin an entire bowl of melted chocolate with just one drop of liquid like water.

Using Quality Ingredients

Don't go cheap here. Remember you want a delicious cup of hot cocoa. Using lesser quality chocolate or even almond bark will not make the best cup. These ingredients can however be used and will work. I have found a nice Milk Chocolate Chip pairs well when adding additional toppings for a cup that is not too sweet and delicious.

Now that you have your supplies and we've talked about quality of chocolate. Let's talk about how you can melt chocolate.

Melting Chocolate in Instant Pot

My preferred method of melting chocolate is using an Instant Pot or Pressure Cooker as a Double Boiler. To do this add 2 cups of water to the bottom of the Instant Pot and place a large glass bowl on top.

Set Instant Pot to Saute and allow the water to heat up creating steam. The steam will heat the glass bowl sitting on top. Add chocolate chips, wafers, almond bark or your preferred ingredient and allow the warm bowl to gently melt the chocolate.

Stir. It's important to not let the chocolate get too hot. As you stir you will notice the chocolate will melt and there will still be whole pieces. Gradually with stirring all chocolate will melt and you can turn the Instant Pot off.

Melting Chocolate in Microwave

Place Chocolate in Microwave Safe Bowl and microwave for 30 seconds and then stir. Repeat for an additional 30 seconds and then stir. If needed heat in 10 second intervals and stir until smooth. Do not over heat.

It's very important to remember that no additional water mixes with melted chocolate or it will seize. Extra steam or condensation will ruin

a bowl of chocolate instantly so be careful. Seized chocolate becomes chalky and hard almost instantly.

How to make Hot Cocoa Bomb ~ Using Ball Silicone Mold

- Choose your desired melting process and melt chocolate. I prefer to use an Instant Pot as a double boiler as I can control the heat and melt large batches of chocolate at a time without worrying about burning the chocolate.
- Add 1 small spoon of chocolate to ball mold and using the back of a spoon push chocolate to cover mold making sure to reach the lip. This is very important and all areas are covered making sure there aren't any 'thin' spots. The Lip is the top edge. It's important to bring the chocolate fully to edge all the way around.
- Repeat to fill each well. Allow to chill for 10 minutes in Freezer. Remove and repeat making the layer of chocolate thicker and more stable in each silicone mold.
- When chocolate is fully set carefully remove each half circle and place on plate. Do your best to quickly handle each piece. Heat from hands and fingers will melt chocolate and leave fingerprints.
- Now pay attention. This step is a MUST! Heat a glass plate in the microwave for 1 min to 1 30seconds. Carefully place each half circle dome side up on the plate one at a time and melt the edges to clean the edges up and set back on plate.
- Remember you need 2 half circles for each Hot Chocolate Bomb. Fill half of the chocolate circles with a spoon of Hot cocoa and top with Marshmallows, Caramel, or Crushed Candy Canes.
- One at a time place each half circle, dome side up on the hot plate to melt the edges and immediate place on top of half filled with Hot Cocoa. The melted edges will melt and seal the ball closed.

- Place sealed balls in Freezer for 10 minutes. This is important especially if you wish to add a drizzle on top. So trust me here, many Hot Cocoa Bombs have failed when adding drizzle if they are not cold first.
- Melt white chocolate or vanilla wafer in Microwave for 30 seconds and stir. Add an additional 15 seconds and stir.
- Use a Fork to drizzle white chocolate over cold Hot Chocolate bomb. The cold chocolate bomb will harden the white chocolate almost instantly.

To Serve:

Heat 8-16 oz of Milk and pour hot milk over Chocolate Bomb and watch the magic! The ball will begin to melt and eventually break open. Stir with a spoon to reach the Perfect cup of Hot Chocolate.

You will need more hot milk for larger bombs or Egg Bite Molds.

Make sure to check out this Facebook Live Video with all the Tips and Tricks!

Hot Chocolate Bomb Mold alternative

An alternative to using Silicone Circle Ball Molds is using Instant Pot Silicone Egg Bite Molds. These Hot Chocolate Bombs are larger and work perfectly for a larger cup of Hot Cocoa 12-16oz.

Tips and Tricks

Egg Bite Molds are made with much thicker silicone which makes the Hot Chocolate Bomb more difficult to remove. It's important to follow steps with 2 layers of chocolate so they do not break when removed. Hot Cocoa Bombs can be very fragile so do yourself a favor and create a nice thick wall of chocolate so you can easily remove them.

Fill each well with 2 large spoonfuls of Hot Chocolate Mix and top with Marshmallows, caramel or candy pieces. Top with melted chocolate and seal bottom closed. Freeze for 10 minutes before removing from mold.

Larger Molds = More Chocolate

When using larger silicone molds for Hot Chocolate Bomb, keep in mind they will take more than double the chocolate. You will also want to mix them with more milk too. A small round bomb is perfect for 8oz of hot milk. Egg Bite Mold Bombs are best with 12-16oz of hot milk. As are square Silicone Ice Cub Trays and Silicone Muffin Cups

More Delicious Recipes

- [Fancy Dipped Marshmallows](#)

- [Hot Cocoa Mi](#)
- [Frozen Hot Chocolate](#) Drink

Hot Chocolate Bomb

The PERFECT Cup of Hot Cocoa can be achieved with a **Hot Chocolate Bomb**. You've seen the craze and I'm here to help you with tips, tricks and all the details for making a cup of Hot Chocolate that you will definitely go back for more.

Prep Time
15 mins

30 mins


Course: Dessert Cuisine: American Servings: 10

Ingredients

- 2 pkg Chocolate Chips Milk Chocolate or Semi Sweet Chocolate

 Print Recipe

 Pin Recipe

 Rate this Recipe



5 from 2 votes

- 1 Cup Hot Cocoa Powered Mix
- 1/2 Cup White Chocolate Chips Optional Drizzle
- Milk 8-12 ounces per serving

Mix ins

- Marshmallows
- Caramel Bits
- Crushed Peppermint

Instructions**Melt Chocolate Instant Pot**

1. Place 2 Cups of water in Instant Pot. Use large Glass Bowl to place on top.
2. Set Instant Pot to Saute. Heat will create steam and heat glass bowl to melt chocolate
3. Stir Chocolate. Turn off when most chips are melted and continue to stir until smooth

Making Hot Chocolate Bomb

1. Choose your desired melting process and melt chocolate. I prefer to use an Instant Pot as a double boiler as I can control the heat and melt large batches of chocolate at a time without worrying about burning the chocolate.
2. Add 1 small spoon of chocolate to ball mold and using the back of a spoon push chocolate to cover mold making sure to reach the lip. This is very important and all areas are covered making sure there aren't any 'thin' spots. The Lip is the top edge. It's important to bring the chocolate fully to edge all the way around.
3. Repeat to fill each well. Allow to chill for 10 minutes in Freezer. Remove and repeat making the layer of chocolate thicker and more stable in each silicone mold.
4. When chocolate is fully set carefully remove each half circle and place on plate. Do your best to quickly handle each piece. Heat from hands and fingers will melt chocolate and leave fingerprints.
5. Now pay attention. This step is a MUST! Heat a glass plate in the microwave for 1 min to 1 30seconds. Carefully place each half circle dome side up on the plate one at a time and melt the edges to clean the edges up and set back on plate.
6. Remember you need 2 half circles for each Hot Chocolate Bomb. Fill half of the chocolate circles with a spoon of Hot cocoa and top with Marshmallows, Caramel, or Crushed Candy Canes.

7. One at a time place each half circle, dome side up on the hot plate to melt the edges and immediately place on top of half filled with Hot Cocoa. The melted edges will melt and seal the ball closed.
8. Place sealed balls in Freezer for 10 minutes. This is important especially if you wish to add a drizzle on top. So trust me here, many Hot Cocoa Bombs have failed when adding drizzle if they are not cold first.
9. Melt white chocolate or vanilla wafer in Microwave for 30 seconds and stir. Add an additional 15 seconds and stir.
10. Use a Fork to drizzle white chocolate over cold Hot Chocolate bomb. The cold chocolate bomb will harden the white chocolate almost instantly.

Mix with Milk

1. Heat Milk over Medium Heat until hot.
2. Add Hot Chocolate Bomb to mug and pour hot milk on top
3. Stir and enjoy

Notes

How much Milk per cup of Hot Cocoa

- Small Round Chocolate Bomb mix with 8-10 ounces Hot Milk
- Egg Bite Mold Bombs mix with 12-16 ounces Hot Milk
- Large Square Ice Cube mix with 12-16 ounces Hot Milk

Directions:

- Melt Chocolate
- Line Silicone Mold with Chocolate making sure to evenly cover silicone mold
- Freeze for 10 minutes
- Repeat ~ add chocolate to Silicone Mold making a thicker layer
- Freeze for 10 minutes
- Carefully remove chocolate mold from Silicone Mold
- Heat glass place in microwave for 1 minute to 1 min 30 seconds.
- One at a time place ball on plate to make each chocolate mold have crisp edges
- Fill half molds with 1 heaping spoon of Hot Chocolate Mix
- Add Marshmallows, Candies, Caramel etc
- Freeze for 10 minutes
- Microwave white chocolate drizzle for 30 seconds and stir. Add additional time if necessary.
- Drizzle white chocolate on Chocolate Bomb and allow to set before moving.
- Heat Milk over medium heat
- Place Hot Chocolate bomb into Mug and pour Milk on top

- Stir to combine and enjoy



Did you make this recipe?

Mention [@devourdinner](#) or tag us [#devourdinner](#)!



Pin

Share



Tweet

Share

2 Comments

Rita on December 20, 2020 at 9:11 pm

First time watching your live video, just stumbled to a post with your link posted. After 2 failed attempts to making this booms. Thank you for your tip and tricks and I will be following you on all my socials. I feel like I need to give making this booms one more time after watching you make them. Thank you, thank you, thank you!!!!

Wishing you a speedy recovery and will keep you in my prayers.

Reply

Devour Dinner on December 20, 2020 at 9:45 pm

Hi Rita! Thank you for your kind words. I love doing Live Recipe Demos and answering questions while giving Tips and Tricks. I'm thrilled you are following me on all socials. I go

live Every Sunday, please join me! It's a safe place to ask question. Making Hot Chocolate Bombs are loads of fun. I so glad my video will help you too!

Make sure to take a photo and share with me! I love hearing and seeing success stories!

[Reply](#) Search

Get to know the Chef behind the Camera!



Welcome to Devour Dinner! I am Rebecca and I am here to answer the age old question of "What's for Dinner?". My recipes are easy to make recipes for busy families using common ingredients. So take a look around and enjoy! If you need a little bit more help I go Live on Facebook EVERY Sunday at 3:00pm MST. Hop on over and follow me!



[Work with Me](#)

[Privacy Polic](#)

[Disclosure Polic](#)

[About Us](#)

[How To](#)

[Substitutions](#)

[Behind the Scenes](#)

Copyright © 2021. All Rights Reserved. Devour Dinner | Designed by
Devour Dinner

Exclusive Member of Mediavine Food



RECIPES

HOLIDAYS

MEAL PLANNING

PEOPLE

MORE

The 2021 **Kitchn Essentials**, Grocery Edition is here — see the winners!

SHOPPING | CHOCOLATE

Here's Where To Buy Those Hot Chocolate Bombs You're Seeing All Over the Internet

by TIM MINERD updated JAN 26, 2021

♡ SAVE 💬 COMMENTS

About cookies on this site

Our site uses cookies and other technologies so that we, and our partners, can remember you and understand how you use our site. For more information visit our [privacy policy](#).

OK



Credit: Courtesy of Sheri Wilson, @sheri_wilson_

We independently select these products—if you buy from one of our links, we may earn a commission.

If you've scrolled through TikTok or Instagram lately, chances are you've seen at least one video of a chocolate bomb delightfully exploding into a warm mug of milk to create a luscious serving of hot chocolate. Filled with fluffy marshmallows, colorful candy, and all sorts of creative ingredients, not only are hot chocolate bombs delicious, but they're also quite entertaining and satisfying to watch dissolve. Since rising in popularity over the holiday season, hot chocolate bombs have now become the ultimate Valentine's Day treat of 2021. And while they can also be fun and satisfying to make for yourself, not everyone has the time or the tools. Luckily, there are lots of great online options for ordering hot chocolate bombs for yourself or to send to a loved one for a sweet Valentine's Day surprise. Here are our top picks — and if you have a favorite source, let us know in the comments!

1 / 8

About cookies on this site

Our site uses cookies and other technologies so that we, and our partners, can remember you and understand how you use our site. For more information visit our [privacy policy](#).

OK



Bombombs Hot Chocolate Bombs

AMAZON

\$19.99

This set of five very fancy-looking hot chocolate bombs features bombs in two flavors: fudge brownie and caramel candy. They're neatly wrapped in metallic foil and packaged in a gift-ready box for secure shipping. Plus, they're Amazon's number one release for 2021 and have already racked up rave reviews.

BUY NOW

SAVE TO WISH LIST

2 / 8

About cookies on this site

Our site uses cookies and other technologies so that we, and our partners, can remember you and understand how you use our site. For more information visit our [privacy policy](#).

OK



LoveleeCook

ETSY

\$7.00

About cookies on this site

Our site uses cookies and other technologies so that we, and our partners, can remember you and understand how you use our site. For more information visit our [privacy policy](#).

OK

Etsy is an excellent source for handmade hot chocolate bombs from a variety of makers. We love these modern heart-shaped bombs from LoveleeCookies, which are available in five different flavors and are packaged individually with pretty ribbons

and a "You're The Bomb!" tag attached. It doesn't get cuter than this!

BUY NOW

SAVE TO WISH LIST

3 / 8

SELF LOVE

VOSGES CHOCOLA

\$30.00

About cookies on this site

Our site uses cookies and other technologies so that we, and our partners, can remember you and understand how you use our site. For more information visit our [privacy policy](#).

OK



its name. Made with high-quality ingredients, their confections are some of the best out there, and [Las Bombalinas](#) also won't disappoint. They're made with 62-percent cacao ganache, Italian hazelnuts, and a layer of dulce de leche. While not meant to be dissolved in warm milk, the 23-karat gold leaf on top of each one provides enough of a visual show.

[**BUY NOW**](#)[SAVE TO WISH LIST](#)

4 / 8

About cookies on this site

Our site uses cookies and other technologies so that we, and our partners, can remember you and understand how you use our site. For more information visit our [privacy policy](#).

[SugarBlushC](#)

ETSY

OK

\$34.00

Another great [Etsy](#) find, [this pack of six hot chocolate bombs](#) includes milk, dark, and white chocolate bombs decorated especially for Valentine's Day. They're handmade in Miami with Ghirardelli chocolate and packed in a festive gift box.

BUY NOW

SAVE TO WISH LIST

5 / 8

About cookies on this site

Our site uses cookies and other technologies so that we, and our partners, can remember you and understand how you use our site. For more information visit our [privacy policy](#).

OK

Birthday Hot Chocolate on a Stick

UNCOMMON GOODS

\$15.00

\$ 15.00

While they're technically not bombs, these hot chocolate sticks get points for quality. They're handmade in California with couverture chocolate, which has a higher percentage of cocoa butter for a superior flavor and creamier texture when melted. You can choose from Belgian milk chocolate or French dark chocolate — but I say go with both and enjoy!

BUY NOW

SAVE TO WISH LIST

6 / 8

About cookies on this site

Our site uses cookies and other technologies so that we, and our partners, can remember you and understand how you use our site. For more information visit our [privacy policy](#).

OK



Kate Weiser Chocolate Carla the Peppermint Drinking Chocolate Snowman

NEIMAN MARCUS

\$32.00

Carla the Snowman is so adorable, kids might think it's a shame to melt her in a pot of warm milk. But once they find out her belly is full of peppermint cocoa and her head is filled with mini marshmallows, they probably won't mind so much. While she seems pricey at first glance, Carla is actually big enough to serve at least eight people.

BUY NOW

SAVE TO WISH LIST

7 / 8

About cookies on this site

Our site uses cookies and other technologies so that we, and our partners, can remember you and understand how you use our site. For more information visit our [privacy policy](#).

OK



iHuggs Hot Chocolate Cocoa Bombs with Marshmallows Inside

AMAZON

\$21.97

This pack of six chocolate bombs would be great for families since they're gluten free nut free, and d with mini marshmallows. premium chocolate more adventurous.

About cookies on this site

Our site uses cookies and other technologies so that we, and our partners, can remember you and understand how you use our site. For more information visit our [privacy policy](#).

OK

BUY NOW

SAVE TO WISH LIST

8 / 8

SugarMommaCookieCo Banana Cream Pudding Bomb

ETSY

\$12.00

SugarMommaCookieCo's Etsy shop offers a wide selection of beautiful bombs starting at \$6.50, and there are lots of creative flavors to choose from. The Lucky Charm Hot

Chocolate Bomb would be a great choice for kids or a nostalgic one for adults since it's filled with everyone's favorite cereal marshmallows, but we're personally eyeing this Cream Banana Pudding bomb that sounds simply divine.

BUY NOW

SAVE TO WISH LIST

**Tim I** **About cookies on this site**

CONF Our site uses cookies and other technologies so that we, and our partners, can remember you and understand how you use our site. For more information visit our [privacy policy](#).

FOLLO

OK

♡ SAVE 💬 COMMENTS

About cookies on this site

Our site uses cookies and other technologies so that we, and our partners, can remember you and understand how you use our site. For more information visit our [privacy policy](#).

OK





Follow us



About cookies on this site

Our site uses cookies and other technologies so that we, and our partners, can remember you and understand how you use our site. For more information visit our [privacy policy](#).

OK

RECIPES

HOLIDAYS

MEAL PLANNING

LEARN

SHOP

PEOPLE

COMPANY

PARTNER WITH US

ABOUT

CONTACT

PRESS

TERMS OF USE

PRIVACY POLICY

EU AND CALIFORNIA DATA SUBJECT REQUESTS

OUR TEAM

JOBS

SITE MAP

Kitchn is © 1994-2021 Apartment Therapy, LLC

About cookies on this site

Our site uses cookies and other technologies so that we, and our partners, can remember you and understand how you use our site. For more information visit our [privacy policy](#).

OK



[RECIPES](#) [CRAFTS](#) [FAMILY](#) [DIY](#) [LIFESTYLE](#) [ABOUT](#)

You are here: [Home](#) » [Recipes](#) » Hot Chocolate Bombs with Marshmallows

HOT CHOCOLATE BOMBS WITH MARSHMALLOWS

BEVERAGES

Posts may contain affiliate links, meaning that I may earn a commission if you use a link provided.

▼ JUMP TO RECIPE

Inside: Follow this easy recipe tutorial to make your own DIY hot chocolate bombs



Get Notifications



RECIPES CRAFTS FAMILY DIY LIFESTYLE ABOUT



Hot chocolate bombs are hollow chocolate spheres filled with hot chocolate powder and marshmallows. ↑

Pour hot milk over them and they melt releasing the cocoa mix and marshmallows. Give it a stir and you have a delicious cup of hot chocolate.

RECIPES CRAFTS FAMILY DIY LIFESTYLE ABOUT

Get Notifications



RECIPES CRAFTS FAMILY DIY LIFESTYLE ABOUT

They are so much fun to use, it is no wonder why they have been trending on TikTok and Pinterest for the past few weeks.

Plus, DIY hot chocolate bombs make great holiday gifts too. Place a bomb in a cellophane bag and tie with ribbon. You could even add one to a cute mug for a unique and fun homemade gift.

INGREDIENTS

Enough talk, let's get down to how to make these magical hot chocolate bombs with marshmallows.

Get Notifications



[RECIPES](#) [CRAFTS](#) [FAMILY](#) [DIY](#) [LIFESTYLE](#) [ABOUT](#)[x Get Notifications](#)

You will need:

↑

- **silicone mold:** A 2.5 inch mold [like this one](#) is the perfect size for hot cocoa bombs.
- **chocolate:** Semi-sweet chocolate chips, wafers, or baking chocolate work great. If you are using a bar of baking chocolate be sure to chop it up finely before melting.
- **hot cocoa mix:** Your favorite hot cocoa powdered mix. We like [this one](#).
- **mini marshmallows:** I used regular mini marshmallows this time but [dehydrated marshmallows](#) work well too. Plus they allow you to fit more marshmallows in the bombs.

RECIPES CRAFTS FAMILY DIY

MARSHMALLOWS

LIFESTYLE

ABOUT

✕ Get Notifications



[RECIPES](#) [CRAFTS](#) [FAMILY](#) [DIY](#) [LIFESTYLE](#) [ABOUT](#)

- . . **Melt the chocolate** – Use the microwave to heat the chocolate for 30 seconds. Stir and return to microwave, heating in 15-second increments and stirring after each until fully melted.
- . . **Fill mold** – Cover the mold with melted chocolate, using the back of a spoon to push the chocolate around to completely cover the mold.
- . . **Freeze to set** – Place molds chocolate side up in the freezer for 10 minutes.
- 4. **Remove from mold** – Turn the mold over and press gently to release.

[x Get Notifications](#)

[RECIPES](#) [CRAFTS](#) [FAMILY](#) [DIY](#) [LIFESTYLE](#) [ABOUT](#)[x Get Notifications](#)

5. **Fill bombs with cocoa mix and marshmallows** – Fill half the chocolate domes with hot chocolate mix, marshmallows, and any other add-ins you would like to use. We added some mini chocolate chips.

RECIPES CRAFTS FAMILY DIY LIFESTYLE ABOUT

Get Notifications



RECIPES CRAFTS FAMILY DIY LIFESTYLE ABOUT

sealed. Repeat to form all of your bombs.

7. **Freeze to set (again)** – Pop in the freezer for 5 more minutes to fully set.

Get Notifications



HELPFUL TIPS

- Wear food-safe gloves while working with your chocolate spheres to avoid leaving fingerprints.
- Try mixing it up with different add-ins such as mini chocolate chips, white chocolate chips, peanut butter chips, crushed peppermint, or other crushed candies.
- Dress up your hot chocolate bombs with a drizzle of melted white chocolate on top and some sprinkles.
- Store your cocoa bombs in an airtight container at room temperature, away from heat or direct sunlight.

[RECIPES](#) [CRAFTS](#) [FAMILY](#) [DIY](#) [LIFESTYLE](#) [ABOUT](#)

HOW TO USE A HOT CHOCOLATE BOMB

Next time you are craving a delicious cup of cocoa, grab your hot chocolate bomb!

Simply place the bomb in a mug, pour hot milk over it, stir, and enjoy!

Get Notifications



RECIPES CRAFTS FAMILY DIY LIFESTYLE ABOUT

Get Notifications



[RECIPES](#) [CRAFTS](#) [FAMILY](#) [DIY](#) [LIFESTYLE](#) [ABOUT](#)

Yield: 6 bombs

Prep Time: 10 minutes

Chill Time: 15 minutes

Total Time: 25 minutes

Hot chocolate bombs with marshmallows are hollow chocolate spheres filled with hot chocolate powder and marshmallows. Pour hot milk over them and for a delicious cup of hot cocoa!

[PRINT](#)

INGREDIENTS

- 1.5 cups semisweet chocolate chips or melting chocolate
- [6 Tablespoons hot chocolate mix](#)
- 1 cup mini marshmallows

INSTRUCTIONS

1. In a medium-sized bowl, heat chocolate in the microwave for 30 seconds. Stir well. Return to microwave and heat in 15-second intervals, stirring between, until smooth and completely melted.
2. Add melted chocolate to a [silicone sphere mold](#), using the back of a spoon to push the chocolate around to completely cover the mold.
3. Place molds into the freezer for 10 minutes to set, chocolate side up.
4. Once the chocolate has set, turn the mold over so it is chocolate-side down and press gently to remove the chocolate domes.
5. Fill half of the domes with hot cocoa mix and mini marshmallows.
6. Warm a small plate in the microwave for 30 seconds. Rub the edge of an empty dome on the warm plate to melt it a bit then place it on top of a filled dome, holding for a few seconds until it is sealed. Repeat to make all your bombs.
7. Freeze for 5 minutes then store at room temperature until ready to enjoy.

To serve: Place the bomb in a mug, pour hot milk over it, stir, and enjoy!

x Get Notifications

↑

RECIPES CRAFTS FAMILY DIY LIFESTYLE ABOUT

Try mixing it up with different add-ins such as mini chocolate chips, white chocolate chips, peanut butter chips, crushed peppermint, or other crushed candies.

Dress up your hot chocolate bombs with a drizzle of melted white chocolate on top and some sprinkles.

Store your cocoa bombs in an airtight container at room temperature, away from heat or direct sunlight. In a cabinet or the pantry would be perfect.

NUTRITION INFORMATION:

Yield: 6 Serving Size: 1

Amount Per Serving: Calories: 353

The nutritional information provided is automatically calculated by a third party and is intended to serve as an estimate only. The accuracy of nutritional information is not guaranteed.



DID YOU MAKE THIS RECIPE?

Please rate the recipe and leave a comment on the blog or share on Instagram and tag @crayonsandcravings

© Jaclyn Shimmel

Cuisine: American / **Category:** Dessert

Get Notifications x

↑

RECIPES CRAFTS FAMILY DIY LIFESTYLE ABOUT

Get Notifications



PIN FOR LATER:

RECIPES CRAFTS FAMILY DIY LIFESTYLE ABOUT

Get Notifications



[RECIPES](#) [CRAFTS](#) [FAMILY](#) [DIY](#) [LIFESTYLE](#) [ABOUT](#)[« TWISTED PAPER ORNAMENTS](#)[PEPPERMINT PINWHEEL COOKIES »](#)

LEAVE A REPLY

Your email address will not be published.

Comment

Name

Email

POST COMMENT

Get Notifications



RECIPES CRAFTS FAMILY DIY LIFESTYLE ABOUT



Hi, I'm Jaelyn!

WELCOME TO CRAYONS & CRAVINGS

Thanks so much for stopping by!

I am a NJ mom who loves to share easy recipes, fun crafts, DIY projects, and more.

[MORE ABOUT ME](#)

SEARCH THE SITE:

Get Notifications x

AS FEATURED IN:



[ABOUT](#) | [PRIVACY](#) | [DISCLAIMER](#) | [MEDIA KIT](#)

COPYRIGHT ©2021, CRAYONS & CRAVINGS. ALL RIGHTS RESERVED. // DESIGN BY PIXEL ME DESIGNS

EXCLUSIVE MEMBER OF MEDIAVINE FOOD

RECIPES CRAFTS FAMILY DIY LIFESTYLE ABOUT

Get Notifications





[HOME](#) » [BEVERAGES](#) » *Hot Chocolate Bombs with Marshmallows*

Hot Chocolate Bombs with Marshmallows

posted by **LIZ BERG** on **DECEMBER 7, 2020** (updated 3/27/21)



↓ JUMP TO RECIPE

These glossy **Hot Chocolate Bombs** are filled with cocoa mix and mini marshmallows for a rich, memorable cold-weather beverage!

This **Hot Cocoa Recipe** is beyond anything you've ever made! Using a silicone mold, it's easy to create the shells for this fabulous hot chocolate mix. Just add hot milk!



that skinny chick can bake

Table of Contents

[[HIDE](#)]

- 1 [Hot Chocolate Bombs for the Holidays](#)



- 3 [How to Make Chocolate Bombs](#)
- 4 [How to Make Your Hot Cocoa](#)
- 5 [More Hot Drinks You'll Love:](#)
- 6 [Hot Chocolate Bombs with Marshmallows](#)

Hot Chocolate Bombs for the Holidays

Hot chocolate bombs are all the rage and they're easier to make than you'd think. You'll need some silicone molds, hot cocoa mix, mini marshmallows, and chocolate melts. That's it.

Trending Now!

What are Hot Chocolate Bombs?

They are chocolate spheres loaded with cocoa mix, marshmallows and anything else you'd like mixed into your hot chocolate. Drop into a mug of piping hot milk



.....

Can You Add Other Ingredients to Chocolate Bombs?

Definitely! Add crushed candycanes, sprinkles, grated chocolate, crushed Oreos, chopped Reese's or anything else you'd enjoy in your hot chocolate.

Do You Need Special Equipment to Make a Hot Chocolate Bomb?

You do need at half sphere silicone molds. The insides are painted with melted chocolate, then when cooled, the chocolate easily pops out and is ready to fill.



Why You Should Make



Watch and not think that the chocolate will release the cocoa mix and marshmallows into the cup!

- These chocolate bombs are fun and festive. They are a fun hostess gift packaged in a cellophane bag with some colorful ribbon along with instructions.
- They look complicated, but once you have the molds, you'll see how simple the process is!!

Using extra chocolate to drizzle over each chocolate bomb gives an opportunity to jazz them up with sprinkles! I picked some Christmas sprinkles along with some jimmies for a holiday flair. For the holiday season, this fun way to enjoy hot chocolate helps make a day extra special.

How to Make Chocolate Bombs

1. **Lay** your molds on a flat surface. I used a small rimmed sheet pan.
2. **Gather** the fillings: hot cocoa mix, mini marshmallows, plus any add-ins.
3. **Melt** the chocolate melts and stir until smooth.
4. **Paint** on a thin layer of chocolate onto the inside of each well using the back of a spoon or a silicone brush. Let cool and repeat. The inside does not need to look perfect, just make sure the inside of each mold is coated thoroughly.
5. **Cool** at room temperature, then pop out of the molds. If your kitchen is warm, you can refrigerate to set the chocolate.
6. **Fill** half the chocolate spheres with a spoonful of hot cocoa mix, then top off with mini marshmallows.
7. **Heat** the rims of half the molds, one at a time, by placing the flat side on a warmed plate until the edge starts to melt.



chocolate cools and seals the bomb.

9. **Repeat** until all spheres are used.
10. **Drizzle** with leftover chocolate and add sprinkles before the drizzle hardens.



How to Make Your Hot Cocoa



or drop the bombs into a cup of hot milk. Once the chocolate melts and the cocoa mix and marshmallows are released, stir well until the chocolate dissolves.

Top with whipped cream, more marshmallows, or even a drizzle of caramel sauce! This will get you through a cold afternoon or even another season of a pandemic.



More Hot Drinks You'll Love:



Hugs and Cookies XOXO. I only learned about these chocolate bombs recently when a girlfriend called to ask me if I knew where to buy them as Costco was out!

When I saw Danielle's recipe, I knew I had to give them a try! They were easier than I imagined my whole family loved this rich hot cocoa! There's a link below to her post which inspired mine.

- [Salted Caramel Oreo Hot Chocolate Bombs](#) from Hugs and Cookies XOXO
- [Nutella Hot Chocolate](#) from Cravings of a Lunatic
- [Italian Hot Chocolate](#)
- [Mulled Apple Cider](#)
- [Peppermint Hot Chocolate](#)
- [30+ Beverage Recipes](#)



PRINT

THE RECIPE:

Hot Chocolate Bombs with Marshmallows

A chocolate ball filled with cocoa mix and marshmallows for an instant hot cocoa treat!

Ingredients

For the bomb shells

- Ghirardelli Dark Chocolate Melting Wafers, you will not need all of the 10-ounce bag
- 6 scant tablespoons Hot Cocoa Mix (I used Ghirardelli hot cocoa mix)
- 30-36 mini marshmallows
- Sprinkles

To serve:



Instructions

Melt about 1/2-3/4 of the bag of chocolate melts in a heatproof bowl according to the directions. I use the microwave.

Use a spoon to coat the inside of each mold with a thin layer and chill until firm. Spoon on another thin layer and chill. Remove each chocolate semi-sphere from the mold.

In half of the molds, place a scant tablespoon of cocoa mix, then top with some mini marshmallows.

One by one, heat the edge of an unfilled chocolate semi-sphere by placing it on a warmed flat plate until it starts to melt. Match up the edges with a filled chocolate shell and hold until the chocolate cools and seals.

Place any extra melted chocolate in a piping bag and drizzle on top of each bomb. Decorate with sprinkles if desired before the drizzle hardens.

To serve, place a bomb teacup or similarly sized coffee cup.

Heat your milk to a simmer and pour over the bomb. After it melts, stir well to combine.

Garnish with whipped cream, more marshmallows, sprinkles, etc. if desired.

Notes




I warmed my plate by pouring hot water from my teapot onto the plate. After a minute, I poured off the water and dried the plate.

Recommended Products

As an Amazon Associate and member of other affiliate programs, I earn from qualifying purchases.

-




3 Pyrex Mixing Bowls

-



Ghirardelli Semisweet Chocolate Melts

-



Medium Semi Sphere Silicone Molds

Nutrition Information:

yield:

6,

serving size:

1 cup,

Amount Per Serving: calories: **414**, total fat: **8g**, saturated fat: **5g**, trans fat: **0g**, unsaturated fat: **3g**, cholesterol: **16mg**, sodium: **294mg**, carbohydrates: **77g**, fiber: **2g**, sugar: **49g**, protein: **10g**

Thatskinnychickcanbake.com occasionally offers nutritional information for recipes contained on this site. This information is provided as a courtesy and is an estimate only. This information comes from online calculators. Although thatskinnychickcanbake.com attempts to provide accurate nutritional information, these figures are only estimates. Varying factors such as product types or brands purchased can change the nutritional information in any given recipe. Also, many recipes on thatskinnychickcanbake.com recommend toppings, which may or may not be listed as



information with the actual ingredients used in your recipe. You are solely responsible for ensuring that any nutritional information obtained is accurate.



HOW MUCH DID YOU LOVE THIS RECIPE?

Please leave a comment on the blog or share a photo on [Pinterest](#)

© **LIZ BERG**

cuisine: **AMERICAN** / category: **BEVERAGES**

Note: This post may contain affiliate links; view [my Disclosure Policy](#) for details. I earn a small percentage from any purchase you make by clicking on these links at no extra cost to you.

[BEVERAGES](#)[CHOCOLATE](#)[FOOD GIFTS](#)[HOLIDAYS](#)

posted by **LIZ BERG** on **DECEMBER 7, 2020**

9 COMMENTS // **LEAVE A COMMENT** »

« **PREVIOUS POST**

Easy Vanilla Cupcakes

NEXT POST »

Mulled Apple Cider



Hi, I'm Liz!

Welcome to That Skinny Chick Can Bake! I'm Liz and have been cooking, baking and teaching since I was a teenager, with over 40 years of experience.

[\(more.\)](#)

Level Up Your Desserts!

Subscribe now and get **5 FREE Recipes** plus tips:

Email Address

First Name

YES, I WANT THIS!!

Popular



Microwave Caramel Sauce

Caramel Cheesecake with
Caramel Toffee Topping

Strawberry Buttermilk
Scones

Italian Cream Cake

Search This Website



Level Up Your Desserts!

Subscribe now and get **5 FREE Recipes** plus tips:

Email Address

YES, I WANT THIS!!

^ BACK TO TOP

HOME

ABOUT

RECIPES

CONTACT

PRIVACY POLICY

©2021 THAT SKINNY CHICK CAN BAKE. *Design by Purr.*

Target Is Selling Hot Cocoa Drink Bombs That Fill Your Mug With Chocolate And Marshmallows

Time to get cozy!

by [KRISTIN SALAKY](#) DEC 17, 2019



JUNKFOODONTHEGO/TARGET / INSTAGRAM

Everybody loves hot chocolate on a cold day but making it isn't always the most glam thing in the whole world. Sure, you can do a super high-class recipe with a double boiler and different types of chocolate, but let's be real: Most of us are going for the powdered stuff. Now, [Target](#) has a new creation that will let you create hot chocolate with ease but get some excitement in there too.



[VIEW ON INSTAGRAM](#)

Instagrammer [@JunkFoodOnTheGo](#) spotted these [Hot Chocolate Drink Bombs](#) that Target is selling for the holidays and they're SO COOL. Basically, each chocolate orb (they come in white, dark, and milk) is filled with marshmallows. You simply drop this into a mug, pour some steaming milk on top and it will explode with chocolatey, creamy goodness. You'll have an instant [hot chocolate](#), no strange mixes required.

JunkFoodOnTheGo gave these a try and said that the chocolate itself tasted very good, so I would have high hopes for the resulting hot chocolate these make. I mean you can't really go wrong with chocolate, especially when there are marshmallows involved.

This are very similar to Target's [raspberry wine fizzes](#) that release glittery stars into your glass of rose. I got a chance to try those so, if these are at all alike, you can expect very cool things.

A three-pack of the bombs will run you \$3.99, but they're currently sold out online. Your local Target might still have them in stock though. Here's hoping they do a re-stock soon because we have a loooooong winter ahead.

KRISTIN SALAKY News Editor

Kristin Salaky is the news editor at Delish.com covering viral foods, product launches, and food trends.

In a dinner rut? We can help.

Want free recipes sent straight to your inbox? Sign up here.

Can we get your email address?	NEED NOW.
--------------------------------	-----------

By signing up, I agree to Hearst Magazines' [Terms of Use](#) (including the [dispute resolution procedures](#)); my information will be used as described in the [Privacy Notice](#).

MORE FROM FOOD NEWS

Why Emma Stone Didn't Carry Smokes In 'Cruella'

Chrissy Teigen Accidentally Insulted Katy Perry ..

ADVERTISEMENT - CONTINUE READING BELOW

The Great British Baking Show Is Coming Back Soon

Oreo And Pokémon Created Rare Cookies


Panera Adds Grilled Mac & Cheese Sandwich To Menu

Here's How To Get Free Dunkin' This Month

Hershey's Has Chocolate Bars Made With Oat Milk

Michael K Williams And Bourdain On No Reservations

[Watch The Trailer For Netflix's Baking Impossible'](#)[Jennifer Aniston's Chocolate Smoothie Recipe](#)[FOOD NEWS](#)[HOT CHOCOLATE BOMBS](#)[I'M READY FOR THIS SPONGEBOB HOT COCOA BOMB](#)[YOUR HOT CHOCOLATE NEEDS THESE MARSHMALLOWS](#)[HOT CHOCOLATE WITH MARSHMALLOW HEARTS](#)[COSTCO IS SELLING MORE OF THOSE HOT COCOA BOMBS](#)[DRINKING CARAMEL IS THE NEW HOT CHOCOLATE](#)[Subscribe](#)[About Us](#)[Media Kit](#)[Community Guidelines](#)[Newsletter](#)[Press Room](#)[Contact Us](#)[Advertise With Us](#)

 **Hearst Lifestyle and
Design Group - A Part
of Hearst Digital
Media**

A Part of Hearst Digital Media

Delish participates in various affiliate marketing programs, which means we may get paid commissions on editorially chosen products purchased through our links to retailer sites.

©2021 Hearst Magazine Media, Inc. All Rights Reserved.

[Privacy Notice/Notice at Collection](#) [Your California Privacy Rights](#) [Interest-Based Ads](#) [Terms of Use](#) [Site Map](#)

[Do Not Sell My Personal Information](#)



How To Cut Hot Chocolate Bomb Molds


 0 Comments

Disclosure: This post may contain [affiliate links](#).

Welcome! Have you joined our super awesome Facebook group? If not,
[Click Here to Join!](#)

▼ JUMP TO HOW-TO

This step-by-step tutorial will show you **How To Cut Hot Chocolate Bomb Molds** to make it so much easier to make Hot Chocolate Bombs in less time!





What Is A Hot Chocolate Bomb Mold?

Hot Chocolate Bomb Molds are silicone sphere molds that help you make the famous TikTok [Hot Chocolate Bombs](#) that turn into the perfect cup of hot chocolate.

When you purchase a hot cocoa bomb mold, it comes with 6-8 cavities depending on which size of mold you buy.

While you can make hot chocolate bombs using the full mold, cutting the mold into individual pieces makes filling and making hot cocoa bombs so much easier!

Having an individual cavity to fill with melted chocolate allows you to control the mold and swirl the chocolate around allowing the sides of the mold to be coated evenly. It takes less time to apply the melted chocolate and allows you to make more hot chocolate bombs in less time!

What You Need To Cut Hot Chocolate Bomb Molds

- Your [hot chocolate bomb mold](#)
- [Scissors](#)

How To Cut Hot Chocolate Bomb Molds

Start by carefully cutting off two of the cavities of your silicone mold ensuring you don't get too close to any mold (it will cause them to be lopsided or uneven when you use them for chocolate).

Continue that step above until all of your silicone mold cavities are separated.

Finally, place each mold onto a flat surface and see if they sit evenly upright. If not, cut off any excess silicone on the sides until you can set it down and it will set upright on it's own (so it's leveled).

Be careful not to cut too much of the sides off.

Once cut, your molds are ready to be used!

Continue filling these by spooning about 1 tablespoon of melted chocolate or melted candy melts into the bottom. Then use your hand to swirl the chocolate around the sides and set upright and allow to harden.

I place my molds onto a cookie sheet when placing them in the fridge.

Hopefully this helps show you how to cut your silicone hot chocolate bomb mold!

Want some Hot Chocolate Bomb Recipes? Check out:

- [Grinch Hot Cocoa Bombs](#)
- [Mickey Hot Cocoa Bombs](#)
- [LEGO Man Hot Cocoa Bombs](#)
- [Classic Hot Cocoa Bombs](#)

How to Cut A Hot Chocolate Bomb Mold

yield: 1

prep time: 5 MINUTES

total time: 5 MINUTES

PRINT

Materials

- Your hot chocolate bomb mold
- Scissors

Instructions

1. Start by carefully cutting off two of the cavities of your silicone mold ensuring you don't get too close to any mold (it will cause them to be lopsided or uneven when you use them for chocolate).
2. Continue that step above until all of your silicone mold cavities are separated.

3. Finally, place each mold onto a flat surface and see if they sit evenly upright. If not, cut off any excess silicone on the sides until you can set it down and it will set upright on it's own (so it's leveled). Be careful not to cut too much of the sides off.
4. Once cut, your molds are ready to be used!
5. Continue filling these by spooning about 1 tablespoon of melted chocolate or melted candy melts into the bottom. Then use your hand to swirl the chocolate around the sides and set upright and allow to harden.
6. I place my molds onto a cookie sheet when placing them in the fridge.
7. Hopefully this helps show you how to cut your silicone hot chocolate bomb mold!

Recommended Products

As an Amazon Associate and member of other affiliate programs, I earn from qualifying purchases.

[Silicone Hot Chocolate Bomb Mold](#)

[Scissors](#)



Did you make this project?

Please leave a comment on the blog or share a photo on Instagram

© Brittanie

By **Brittanie**

Crafts, Featured, Hot Cocoa Bombs, Simple Living

Home » How To Cut Hot Chocolate Bomb Molds

Tags

[how to cut cocoa bomb mold](#)

[how to cut hot chocolate bomb mold](#)

[how to cut silicone mold](#)

← **Gingerbread Pie**

Snowman Hot Chocolate Bombs →



Privacy Policy

COPYRIGHT SIMPLISTICALLY LIVING© 2020 | Trellis Framework by Mediavine

Exclusive Member of Mediavine Food

[Home](#) » [Candy](#) » Hot Chocolate Bombs

Search this website

HOT CHOCOLATE BOMBS

NOVEMBER 10, 2020 BY TARA NOLAND — 7 COMMENTS

▼ JUMP TO RECIPE

These **Hot Chocolate Bombs** are **fun to make** and even more fun to indulge in! **Homemade** spheres of chocolate are filled with cocoa and miniature marshmallows and are just waiting for hot milk to explode into!

They make a great stocking stuffer or a **fun family edible craft** that we love to make! The bombs melt into the best cup of cocoa you will ever have!

We now also have **Funfetti Hot Chocolate Bombs** and **Galaxy Hot Chocolate Bombs**! Try them today for fun!



Hi there! I am Tara and the founder of Noshing With The Nolands. This is our family site where we love to share with you all of our cooking, baking, dining, tips, tricks, and more. Come and meet the **whole team** behind the scenes.




Subscribe to our emails!

Sign up today for free and be the first to get notified on new updates on delicious recipes, reviews and more.

Email

SUBSCRIBE



HELPFUL ITEMS FOR THIS RECIPE

This post contains affiliate links. As an Amazon Associate, I earn a small portion from qualifying purchases at no extra charge for you.

[6 Hole Silicone Mold](#)

[Ghirardelli Milk Chocolate Baking Chips](#)

[Ghirardelli Classic White Chocolate Chip](#)

More ideas in the

CHECK OUT ONE OF OUR TOP 20 VIDEOS

WHAT ARE COCOA BOMBS?

Hot Cocoa Bombs or Hot Chocolate Bombs are made with an outer shell of melted milk chocolate in a silicone mold. The cups are then filled with hot chocolate mix or hot cocoa powder and mini marshmallows and sealed together.

These very cool treats have taken the internet by storm. Amber found them initially on Instagram and immediately shared them with me thinking that they would be fun to make and share!

Who doesn't like a novel treat and one made with hot chocolate to warm you on a cold day or night?

Once the balls are made, they are easy to serve; just add them to a cup or mug of very hot milk. You do this by pouring the hot milk over them. Then to everyone's delight, you watch them spin and explode with chocolate while the marshmallows float to the top.

A quick stir and you have an excellent hot chocolate to enjoy!

INGREDIENTS

Milk chocolate chips

Hot cocoa mix

Mini marshmallows

Hot milk (your choice of fat %)

White chocolate chips for topping (optional)

Additions are mentioned below if desired

HOW TO MAKE HOT CHOCOLATE BOMBS

Hot chocolate bombs are easy to make. Just follow along with these simple instructions and you will have excellent results. Be careful not to overheat the chocolate as it can burn and seize. Over a pot of boiling water is the best and most reliable way to heat the chocolate but a microwave can also be used if done correctly.

Giving them a trial run is always best, have patience, and work with trial and error until you have them mastered.

Melt the milk chocolate chips in a bowl set over a pot of boiling water. Gently stir until the chips have melted. You can also do this in the microwave. Heat the chips in intervals of about 15 seconds, stir and continue to heat as needed.

Add a large spoonful of melted chocolate into each of the 6 cavities in your mold. Smooth it up the sides with the back of a spoon. Be sure to get it fully up the sides.

Refrigerate or freeze for a few minutes to set.

Add an additional spoonful of melted chocolate into each of the cavities and repeat the process to ensure a thick enough ball. Return to the refrigerator for 30 minutes or freezer to set for 5 minutes or so.

FILLING THE BOMBS

Gently remove the half rounds of set chocolate from the molds. If you're using a silicone mold, these should come out fairly easily.

Fill 3 of the halves with 2 tablespoons each of your favorite hot cocoa mix and mini marshmallows.

Place a plate over the pot of boiling water to heat and then press each of the empty half rounds against it to slightly melt the edges or rim of the half sphere.

Place the empty half rounds over the filled ones to seal.

If your seams are not tight enough, warm the back of a spoon and run it along the seam to seal.

Melt the white chocolate chips (or candy melts) and drizzle over the filled balls, if desired.

Return to the refrigerator or freezer to set.

HOW TO USE THE BOMBS

To use, heat the milk, place one ball into a mug and pour the hot milk over it.

The ball will burst open and release its contents. Stir until smooth, fully melted, and best of all you can now enjoy a hot cup of cocoa.

Now let's learn about different flavorings, toppings, and additions!

OTHER FLAVORS FOR HOT CHOCOLATE BOMBS

These Chocolate Balls can be flavored in a variety of ways to make different hot chocolate bomb recipes.

Use white chocolate chips to paint the molds if you like a white hot chocolate and add white hot chocolate into the spheres.

Decorate the tops with flavored candies to add to your hot chocolate bombs. Think of candies that will melt fast and add flavor like crushed cinnamon hearts, crushed candy canes, gingerbread sprinkles, etc.

Add in a bit of pumpkin spice added with sugar to get that wonderful fall flavor into your cocoa. Or you can add in various powdered ingredients like **vanilla sugar**, **orange sugar** (used for cocktail rims), **egg nog drink mix**, **salted caramel drink mix**, or instant coffee. With these additions, be careful of the sugar content to not make it too sweet. Add in unsweetened cocoa or lower sugar cocoa. Better yet, do a trial run and make up a hot chocolate with your creations before putting them in your bombs.

Once made, you can add toppings to your hot chocolate like whipped cream, chocolate sauce, salted caramel sauce, fruit syrups and more!

HOW TO STORE HOT CHOCOLATE BOMBS

To store bombs you can keep them at room temperature if you are gifting them like in a stocking or gift bag, but until then, I would keep them refrigerated or even in the freezer. Be careful of handling them too much as the heat of your hands can melt the chocolate.

Best kept in an airtight container that won't crush them and keep them from getting bounced around in the refrigerator or freezer.

To gift them, place them in a clear cellophane bag and tie with a bow. Or purchase a cute mug for hot chocolate and place a hot chocolate bomb inside and wrap with cello. An ornament box would also work to give your chocolate ball creation in.

OTHER FUN HOLIDAY RECIPES TO LOVE!

We love to make holiday treats here at Noshing With The Nolands and some of our favorites are listed below. One is even a Christmas ornament that smells like the holiday season!

Let me help you enjoy the holiday season with some yummy treats to give as gifts, serve for company or enjoy yourself.

[Easy Peanut Butter Fudge](#)

[30 Cute Christmas Desserts and More](#)

[Cookie Cutter Christmas Fudge](#)

[Non-Edible Gingerbread Cinnamon Ornaments](#)

[Chocolate Peanut Butter Balls](#)

[37 DIY Homemade Christmas Gifts](#)

Pin it [HERE!!](#)

Pin it [HERE!!](#)

Yield: 3 servings

HOT CHOCOLATE BOMBS

PRINT

These **Hot Chocolate Bombs** are **fun to make** and even more fun to indulge in! Homemade spheres of chocolate are filled with cocoa and miniature marshmallows and are just waiting for hot milk to explode into! Perfect for gift-giving for the holiday season!

Prep Time 20 minutes

Additional Time 30 minutes

Total Time 50 minutes

INGREDIENTS

- 1 cup milk chocolate chips, good quality chocolate
- 6 tablespoons hot cocoa mix
- 6 Tablespoons mini marshmallows
- 3 cups hot milk (your choice of fat %)
- ½ Cup white chocolate chips for topping (optional)

INSTRUCTIONS

1. Melt the milk chocolate chips in a bowl set over a pot of boiling water. Gently stir until the chips have melted. You can also do this in the microwave. Heat the chips in intervals of about 15 seconds, stir and continue to heat as needed.
2. Add a large spoonful of melted chocolate into each of the 6 cavities in your mold. Smooth it up the sides with the back of a spoon. Be sure to get it fully up the sides.
3. Refrigerate or freeze for a few minutes to set.
4. Add an additional spoonful of melted chocolate into each of the cavities and repeat the process to ensure a thick enough ball. Return to the refrigerator 30 minutes or freezer to set for 5 minutes or so.
5. Gently remove the half rounds of set chocolate from the molds. If you're using a silicon mold, these should come out fairly easily.
6. Fill 3 of the halves with 2 tablespoons each of your favorite hot cocoa mix and mini marshmallows.
7. Place a plate over the pot of boiling water to heat and then press each of the empty half rounds against it to slightly melt the rim.
8. Place the empty half rounds over the filled ones to seal.
9. If your seams are not tight enough, warm the back of a spoon and run it along the seam to seal.
10. Melt the white chocolate chips and drizzle over the filled balls, if desired. Return to the refrigerator or freezer to set.
11. To use, heat the milk, place one ball into a mug and pour the hot milk over it. The ball should burst open and release its contents. Stir until smooth and enjoy.

NOTES

I recommend a better quality chocolate chip than just plain Nestle. I use either Guittard or Ghirardelli but this is up to you.

RECOMMENDED PRODUCTS

As an Amazon Associate and member of other affiliate programs, I earn from qualifying purchases.

-

Ghirardelli Classic White Chocolate Chip, 11 Ounce, 2 Packs

-

Ghirardelli Milk Chocolate Baking Chips 11.5 oz. (Pack of 3)

-

BAKER DEPOT 6 Holes Silicone Mold For Chocolate, Cake, Jelly, Pudding, Handmade Soap, Round Shape, Dia: 2 1/2 inches, Set of 2, M

NUTRITION INFORMATION:

YIELD:

3

SERVING SIZE:

1

*Amount Per Serving:*Calories: 831Total Fat: 33gSaturated Fat: 21gTrans Fat: 0gUnsaturated Fat: 10gCholesterol: 39mgSodium: 486mgCarbohydrates: 115gFiber: 4gSugar: 87gProtein: 18g

Recipe calculation was provided by Nutritionix and is an estimation only. If you need nutritional calculations for medical reasons, please use a source that you trust.

© Tara Noland

Cuisine: American / **Category:** Dessert

FILED UNDER: CANDY, CHRISTMAS, DESSERT

TAGGED WITH: CHOCOLATE BOMBS, COCOA, HOT CHOCOLATE, HOT CHOCOLATE BOMBS, MINI MARSHMALLOWS

« German Potato Soup (Kartoffelsuppe)

Cherry Almond Florentine Cookies »

COMMENTS

Tara Pittman says

November 10, 2020 at 1:39 pm

These look so fun to make and serve. I need to discover how to make them vegan so I can enjoy them

REPLY

Celebrate Woman Today says

November 10, 2020 at 5:49 pm

I'll try this recipe and will put a homemade marshmallow dessert. Awesome!

REPLY

Heather says

November 10, 2020 at 6:56 pm

WOW! These hot chocolate bombs look so delicious! I'll have to make some for the holidays!

REPLY

Ryan Escat says

November 10, 2020 at 11:37 pm

This recipe sounds fun. I love chocolate with mallows a lot. It's very indulging. Thanks for sharing!

REPLY

Gervin Khan says

November 11, 2020 at 3:46 am

This makes my hot milk more fun and enjoyable to drink, I will make this recipe. Thank you!

REPLY

Toni Dash says

November 11, 2020 at 4:34 am

This is so good and delicious! Everyone at my house loved it!

REPLY

Jennifer Quillen says

November 11, 2020 at 7:07 am

I have never heard of chocolate bombs before this holiday season, but I am here for this! This is such a fun idea and your recipe came out just lovely!

REPLY

LEAVE A REPLY

Your email address will not be published. Required fields are marked *

Comment

Name *

Email *

Website

POST COMMENT

This site uses Akismet to reduce spam. [Learn how your comment data is processed.](#)

ABOUT US

We are passionate foodies here in Alberta, Canada that also love to travel, dine out and investigate in all that is new!! [Read More...](#)

NEVER MISS A DELICIOUS RECIPE, SUBSCRIBE TO OUR NEWSLETTER

Email *

SUBSCRIBE

[Privacy Policy](#)



[Family Meals](#)[Kids Cooking](#)[Family Travel](#)[Recipe Index](#)[Create Kids Club](#) > [Recipes](#) > [Hot Chocolate Bombs](#)

Hot Chocolate Bombs

B: Jodi / **Updated on:** August 27, 2021 / 1 Comment

Hot Chocolate Bombs

Hot chocolate bombs are a homemade Hot Chocolate mix recipe that's super creamy, extra chocolaty, & made with simple ingredients.

Total Time 7 minutes

[JUMP TO RECIPE](#)



Hot chocolate bombs are a homemade Hot Chocolate mix recipe that's super creamy, extra chocolaty, & made with simple ingredients.

Winter in Wisconsin is cold.

We get lots of snow along with many days that reach negative numbers. At my





house, after the kids come in from playing out in the snow and cold, we grab some mugs and make the best hot chocolate for kids – Hot Chocolate Bombs.

These little nuggets of deliciousness do need to be made in advance, but don't worry – they are super easy and are made in the microwave then freezer.



This simple hot chocolate mix recipe is easy to make and has just 4 simple ingredients.

It's a great frozen hot chocolate recipe for kids to make in advance. These **hot chocolate balls are kept in the freezer** -simply take one at a time to make hot chocolate for one in just 1 – 2 minutes in the microwave.

Related: [Pink Hot Chocolate](#)

While I love keeping these frozen hot chocolate balls on hand, if you're looking for a [hot chocolate powdered mix](#), try [Alton Brown's recipe](#). If you're in the market for [hot cocoa for a crowd](#) this is my favorite.

This homemade hot chocolate mix is super customizable.

- Use your favorite flavored extract for a variety of flavors
- Swap white chocolate for dark, or use milk chocolate
- Wrap the hot chocolate bombs in wax paper or gift wrap for teacher gifts

Watch The Video To See How Easy Hot Chocolate Bombs Are To Make!

How Do You Make Homemade Hot Chocolate Mix Recipe?

1. In a medium-sized microwaveable bowl, add all of the ingredients then stir.
2. Heat in 30-second increments until the chocolate is melted. Take care to not overcook.
3. Cover the bowl with plastic wrap and refrigerate for 2 hours.
4. Prepare a baking sheet with wax paper or a silicone baking mat.
5. With a small scoop or spoon, scoop the chocolate mixture on to the baking sheet.
6. Place the baking sheet into the freezer for 30 minutes or until the balls are cool enough to roll in your hands.
7. Roll each scoop of chocolate into a ball. Place into a Ziploc bag or storage container with a lid and freeze until you're ready to use it.



8. To serve, place 1 hot chocolate bomb into a microwave-safe mug with 1 cup of milk.
9. Heat for 1 -2 minutes then stir and serve.

Let's Take a closer look:

This recipe has just 4 ingredients so it's really basic, but it tastes amazing.

Old-fashioned hot chocolate doesn't go out of style, though this recipe is updated to be frozen in individual hot chocolate bombs that are super convenient.

Start by getting out a medium-sized microwave-safe bowl.

Pour a 12-ounce bag of semi-sweet chocolate chips into the bowl. You could use milk chocolate for a sweeter version or use white chocolate chips or even try butterscotch chips.

Then pour in the heavy whipping cream.

How to make White Hot Chocolate

Use white chocolate instead of semi-sweet chocolate. Super easy, and so delicious.

The next step is where you can get creative. I absolutely love the flavor of almond so that's what I went with. You could use vanilla, peppermint, or even a maple extract would be delicious.



Kitchen Tip: Make sure to use a high-quality pure extract. They do cost more, but the flavor difference is worth the money.

How to make peppermint hot chocolate

Simply swap out the almond extract for peppermint extract.

Now it's time to add the sugar. I used 1 tablespoon which added just the right amount of sweetness for my family. You could use milk chocolate and skip the sugar, or add more sugar if you prefer a really sweet hot chocolate mix.



Give the mix a quick stir, then place it into the microwave for 30 seconds. Stir, then heat for another 30 seconds.

Repeat until the chocolate is melted. It took about 2 minutes in my microwave, but this will vary depending on your microwave.

Kitchen Tip: Make sure not to overheat the chocolate, it gets hard and burnt if you overcook it.



Cover the melted homemade hot chocolate mix with plastic wrap and place it into the refrigerator so the chocolate mixture gets firm enough to scoop.



Once the chocolate is firm, use a [cookie scoop](#) to scoop the mixture onto a baking sheet lined with a [silicone mat](#) or wax paper.

Kitchen Tip: If you don't own a cookie scoop it's an *amazing* item. They work great for cookies, but also mounds, hot chocolate bombs and much more!

[Grab your own cookie scoop here.](#)



After scooping the balls onto the baking sheet, place into the freezer for about 30 minutes or until the chocolate is firm enough to roll without sticking to your hands.



The Hot Chocolate Bombs are now ready to be used or stored.

Kitchen Tip: Turn these into delicious hot chocolate gifts by wrapping in decorative tissue paper or wax paper and give as a gift with a fun msg.

Store homemade hot chocolate bombs in the freezer. The chocolate stays nice and firm and keeps for months to come.



When you're ready to make **the best hot chocolate** ever, grab a hot chocolate bomb and place it into a microwaveable mug filled with warm milk.

My favorite mugs for hot chocolate are my [Irish Coffee Mugs](#) .

If you don't want to preheat the milk, you can place the chocolate bomb into the glass, then pour in 1 cup of milk and microwave for 1 -2 minutes (depending on your microwave).





Kitchen Tip: Keep an eye on the mug in the microwave and don't overheat the milk or chocolate end up with a mess in the microwave (like I have done a time or two).

After carefully taking the mug out of the microwave (make sure to help little kids with this step), stir the homemade hot chocolate mix together and enjoy!

Another note to mention... these hot chocolate bombs are delicious to eat all by themselves!

You might also enjoy:

- [Turtle Candy](#)
- [Christmas Pretzels](#)
- [Easy Christmas Cookies for Kids](#)

If you enjoyed the recipe make sure to leave a comment and a star rating below! Then follow me on [social media](#) and tag #createkidsclub if you make the recipe. I love seeing what you come up with!

I'd love for you to join my weekly newsletter to stay up to date on my latest recipes!





Hot Chocolate Bombs

Hot chocolate bombs are a homemade Hot Chocolate mix recipe that's super creamy, extra chocolaty, & made with simple ingredients.

[Pin Recipe](#)[Print Recipe](#)

4 from 11 votes

 **Prep Time** 5 mins

 **Cook Time** 2 mins

 **Total Time** 7 mins

 **Servings**

Ingredients

- 12 oz. semi-sweet chocolate chips
- 1/2 pint heavy whipping cream 1 cup
- 1 tbsp. granulated sugar
- 1/2 - 1 tsp. almond extract

[Rate Recipe](#)

[Add to Recipe Box](#)

Instructions

1. In a medium-sized microwaveable bowl, add all of the ingredients then stir.
2. Heat in 30-second increments until the chocolate is melted. Take care to not overcook.
3. Cover the bowl with plastic wrap and refrigerate for 2 hours.
4. Prepare a baking sheet with wax paper or a silicone baking mat.
5. With a small scoop or spoon, scoop the chocolate mixture on to the baking sheet.
6. Place the baking sheet into the freezer for 30 minutes or until the balls are cool enough to roll in your hands.
7. Roll each scoop of chocolate into a ball. Place into a Ziploc bag or storage container with a lid and freeze until you're ready to use.
8. To serve, place 1 hot chocolate bomb into a microwave safe mug with 1 cup of milk.
9. Heat for 1 -2 minutes then stir and serve.



Notes

Swap almond extract for your favorite flavor to make customizable flavors!

Nutrition

Calories: 119kcal | Carbohydrates: 8g | Protein: 1g | Fat: 9g | Saturated Fat: 5g | Cholesterol: 14mg | Sodium: 5mg | Potassium: 88mg | Fiber: 1g | Sugar: 6g | Vitamin A: 152IU | Vitamin C: 1mg | Calcium: 15mg | Iron: 1mg

Related topics:

[Dessert Recipes](#) [Drink Recipes](#) [Fun Recipes](#) [Holiday Recipes](#) [Kids Cooking](#) [Kids Dessert Recipes](#)
[Recipes](#) [Snacks Kids Can Make](#)

COMMENTS

KAR SAYS

NOVEMBER 27, 2018 AT 9:12 AM [REPLY](#)

These are genius! So delicious and simple for kids to make.

LEAVE A REPLY

Your email address will not be published. Required fields are marked *

Recipe Rating



Comment

↑

Name *

Email *

Website

POST COMMENT

This site uses Akismet to reduce spam. [Learn how your comment data is processed.](#)



Welcome! I'm Jodi Danen.

Registered dietitian & mom behind Create Kids Club – an online kitchen where feeding kids is made easier with simple recipes & kids cooking ideas. Sprinkled in you'll find family travel inspiration.

Recipe Key

Family Meals

Crockpot

Kids Cooking

Instant Pot



Side Dishes

One Pan Meals

[Snacks](#)[Meatless Meals](#)[Treats](#)[Drinks](#)[Holiday](#)[Breakfast](#)[How-To](#)[Lunch](#)[Soups](#)

healthy habits in your inbox

Sign up for simple dinner ideas, easy step by step instructions, and fun recipes for kids.

SUBSCRIBE

Trending articles:

[Old Fashioned Boiled
Chicken and Rice](#)[Homemade Gluten-Free
Granola Bar](#)

[Gluten-Free Lasagna
Dinner Ideas](#)[Gluten-Free Apple Cake](#)

Welcome! I'm Jodi Danen.

Registered dietitian & mom behind Create Kids Club – an online kitchen where feeding kids is made easier with simple recipes & kids cooking ideas. Sprinkled in you'll find family travel inspiration.

[Read More](#)

Featured On...

About

[About](#)
[Work With Me](#)
[Blog](#)
[Disclosure & Privacy
Policy](#)

Courses

[Appetizer Recipes](#)
[Breakfast Recipes](#)
[Lunch Recipes](#)
[Dinner](#)
[Dessert Recipes](#)

Method

[Gluten-Free Recipes](#)
[Air Fryer Recipes](#)
[Easy Everyday
Meals](#)
[Crockpot Recipes](#)
[Instant Pot](#)




Copyright ©2021, Create Kids Club. All Rights Reserved. Terms and Conditions | Disclosure and Privacy Policy | Design by Pixel Me Designs



Exclusively Member of MediaLine Food





(<https://cutsidedown.com/>).





Recommended Pinner


Cut Side Down | Food Recip...

Follow on Pinterest


BOMBS: WARNING!

[s://cutsidedown.com/author/casa16/](https://cutsidedown.com/author/casa16/)).





One of the things I look forward to most during the colder months is a rich cup of hot cocoa, and nothing makes that cup better than using **Hot Chocolate Bombs**! These bombs are not only tasty, but fun and colorful to add to my hot chocolate!



Recommended Pinner
Cut Side Down | Food Recip...

Follow on Pinterest

The Ultimate
TOPPINGS
FOR
DELICIOUS
BURGERS

Carne
Menchada
YOUR
NEW
FAVORITE
RECIPE

Learn To Make
A
CHOPPED
CHEESE
SANDWICH

Tasty, Crispy
POLENTA
CAKE
RECIPE

SEAFOAM
CANDY

Powered by MiloTree

X CLOSE

Contents

- 1 Hot Chocolate Bombs
- 2 Tools
- 3 Fillings
- 4 How To
- 5 Hot Chocolate Bombs
 - 5.1 Ingredients
 - 5.2 Instructions

HOT CHOCOLATE BOMBS

What are Hot Chocolate Bombs? They are a heavenly ball of chocolate and goodness that you place in the bottom of your favorite mug (like [this one](#)

([https://www.amazon.com/Large-Coffee-Double-Wall-Glass/dp/B01LWHQM8K?](https://www.amazon.com/Large-Coffee-Double-Wall-Glass/dp/B01LWHQM8K?gclid=C6ME8E5EH08&keywords=mug&qid=1583105094&s=home-2230&sr=1-24&linkCode=ll1&tag=lacasa08-bfdeaf157d6dd1&language=en_US&ref=as_li_ss)

[gclid=C6ME8E5EH08&keywords=mug&qid=1583105094&s=home-](https://www.amazon.com/Large-Coffee-Double-Wall-Glass/dp/B01LWHQM8K?gclid=C6ME8E5EH08&keywords=mug&qid=1583105094&s=home-2230&sr=1-24&linkCode=ll1&tag=lacasa08-bfdeaf157d6dd1&language=en_US&ref=as_li_ss)

[2230&sr=1-24&linkCode=ll1&tag=lacasa08-](https://www.amazon.com/Large-Coffee-Double-Wall-Glass/dp/B01LWHQM8K?gclid=C6ME8E5EH08&keywords=mug&qid=1583105094&s=home-2230&sr=1-24&linkCode=ll1&tag=lacasa08-bfdeaf157d6dd1&language=en_US&ref=as_li_ss)

[bfdeaf157d6dd1&language=en_US&ref=as_li_ss](https://www.amazon.com/Large-Coffee-Double-Wall-Glass/dp/B01LWHQM8K?gclid=C6ME8E5EH08&keywords=mug&qid=1583105094&s=home-2230&sr=1-24&linkCode=ll1&tag=lacasa08-bfdeaf157d6dd1&language=en_US&ref=as_li_ss)

over the top. The bomb melts, the goodness mixes

for the winter blues. Not to mention they are all the

Recommended Pinner
Cut Side Down | Food Recip...

Follow on Pinterest

The Ultimate
TOPPINGS
FOR
DELICIOUS
BURGERS

Carne
Menchada
YOUR
NEW
FAVORITE
RECIPE

Learn To Make
A
CHOPPED
CHEESE
SANDWICH

Tasty, Crispy
POLENTA
CAKE
RECIPE

SEAFOAM
CANDY

Powered by MiloTree

X CLOSE





TOOLS



Cut Side Down



Recommended Pinner
Cut Side Down | Food Recip...

Follow on Pinterest

The Ultimate TOPPINGS FOR DELICIOUS BURGERS	RECIPE Kid-Friendly PIZZA CUPCAKE IDEAS	Tasty, Crispy POLENTA CAKE RECIPE
RECIPE Carne Mechada YOUR NEW FAVORITE RECIPE	Learn To Make A CHOPPED CHEESE SANDWICH	SEAFOAM CANDY



Powered by MiloTree

X CLOSE



90050500400

You can buy pre-made Hot Chocolate bombs [here](#)

(https://www.amazon.com/Frankford-Hot-Chocolate-Bomb/dp/B081ZH8RGZ?crid=V0DN2EJIYKQR&keywords=hot+chocolate+bomb&qid=1583105229&srefix=hot+chocolate+bomb%2Cgarden%2C239&sr=8-2&linkCode=ll1&tag=lacasa08-20&linkId=15ac93ecc4125af362bfb5e0c31cc82&language=en_US&ref=as_li_ss_tl),

Recommended Pinner
Cut Side Down | Food Recipe

Follow on Pinterest

need a few things before you can start to make your

[this](#) ([https://www.amazon.com/Stainless-Non-ed/dp/B07H3N2Y25?](https://www.amazon.com/Stainless-Non-ed/dp/B07H3N2Y25?3105317&sr=8-1-)

[3105317&sr=8-1-](#)



[kUXVhbGlmaWVyPUExNFRaM0E4VVZCMzIzJmVuY3J](#)

[dUNVA1V1pYUyZlbnNyeXB0ZWRBZElkPUEwNTg1O](#)

[XROYW1lPXNwX2F0ZiZhY3Rpb249Y2xpY2tSZWRpc](#)

[lWU%3D&linkCode=ll1&tag=lacasa08-](#)

[96bb2e49d11a&language=en_US&ref=as_li_ss_tl](#)).



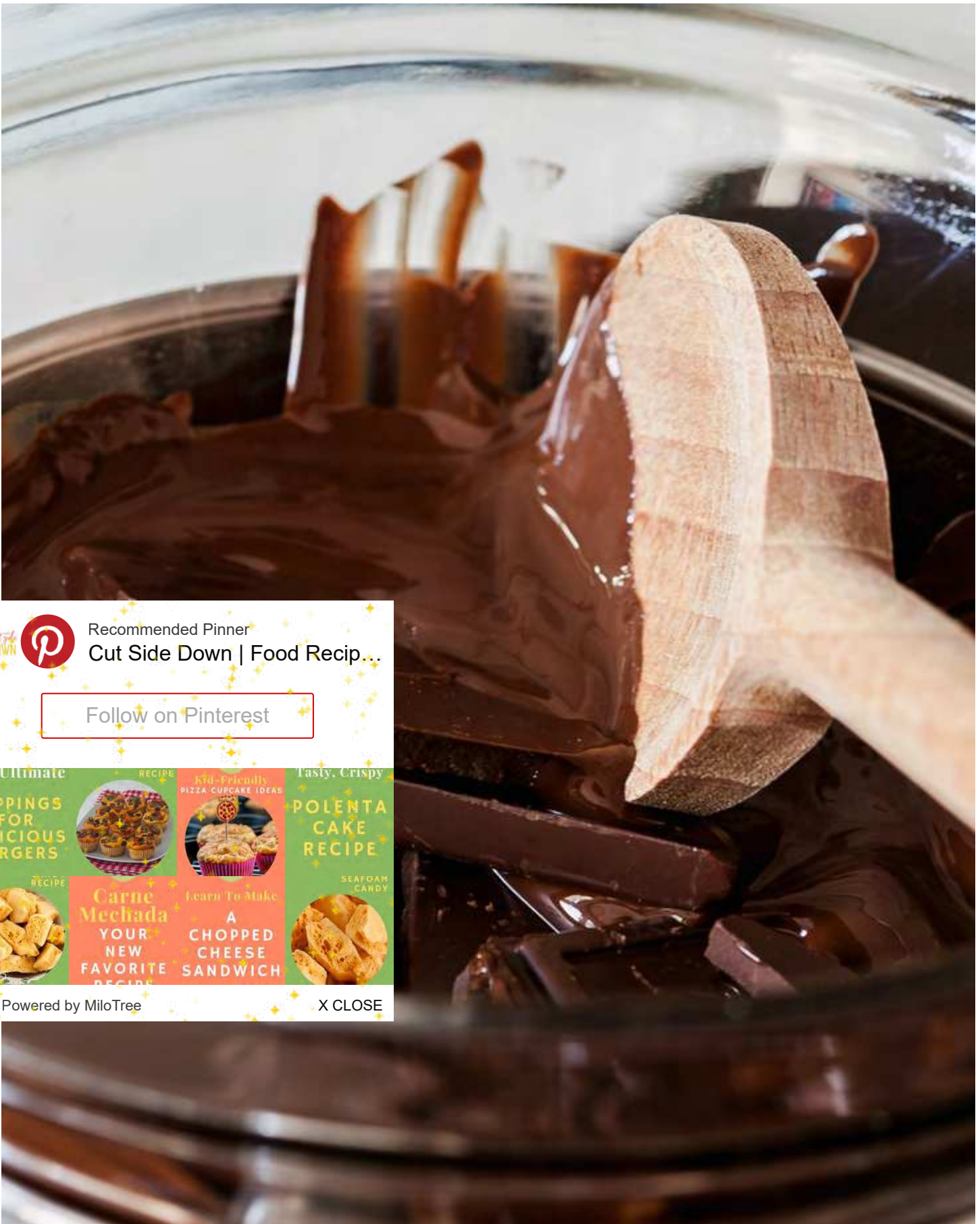
Powered by MiloTree

X CLOSE

ur chocolate and getting everything the right

temperature. You can use a glass bowl set over a saucepan with boiling water, but the double boiler is definitely easier.





Cut Side Down



Recommended Pinner
Cut Side Down | Food Recip...

Follow on Pinterest

The Ultimate TOPPINGS FOR DELICIOUS BURGERS	RECIPE 	Kid-Friendly PIZZA CUPCAKE IDEAS	Tasty, Crispy POLENTA CAKE RECIPE
RECIPE 	Carne Mechada YOUR NEW FAVORITE RECIPE	Learn To Make A CHOPPED CHEESE SANDWICH	SEAFOAM CANDY



Powered by MiloTree

X CLOSE



The next item is a mold like **this one** ([https://www.amazon.com/Wilton-Brownie-Pops-Silicone-8-Cavity/dp/B001PKUXNS?](https://www.amazon.com/Wilton-Brownie-Pops-Silicone-8-Cavity/dp/B001PKUXNS?keywords=wilton+brownie+pop+molds&qid=1583105419&sr=8-1&linkCode=ll1&tag=lacasa08-20&linkId=a83020ba68c03afc0052cda122f7fed7&language=en_US&ref=as_li_ss_tl)

[keywords=wilton+brownie+pop+molds&qid=1583105419&sr=8-1&linkCode=ll1&tag=lacasa08-](https://www.amazon.com/Wilton-Brownie-Pops-Silicone-8-Cavity/dp/B001PKUXNS?keywords=wilton+brownie+pop+molds&qid=1583105419&sr=8-1&linkCode=ll1&tag=lacasa08-20&linkId=a83020ba68c03afc0052cda122f7fed7&language=en_US&ref=as_li_ss_tl)

[20&linkId=a83020ba68c03afc0052cda122f7fed7&language=en_US&ref=as_li_ss_tl](https://www.amazon.com/Wilton-Brownie-Pops-Silicone-8-Cavity/dp/B001PKUXNS?keywords=wilton+brownie+pop+molds&qid=1583105419&sr=8-1&linkCode=ll1&tag=lacasa08-20&linkId=a83020ba68c03afc0052cda122f7fed7&language=en_US&ref=as_li_ss_tl)).

You want to find a silicone mold that will release the chocolate when it's time to finish, but also give you the amount you need to make a bomb of the right size. After that, the tools are pretty standard fare: chocolate chips, spatula, spoon, and fillings!

Recommended Pinner
Cut Side Down | Food Recip...

Follow on Pinterest

The Ultimate
TOPPINGS
FOR DELICIOUS
BURGERS

RECIPE

Kid-Friendly
PIZZA CUPCAKE IDEAS

Tasty, Crispy
POLENTA
CAKE
RECIPE

RECIPE

Carne
Menchada
YOUR
NEW
FAVORITE
RECIPE

Learn To Make
A
CHOPPED
CHEESE
SANDWICH

SEAFOAM
CANDY

Powered by MiloTree

X CLOSE





Recommended Pinner
Cut Side Down | Food Recip...

Follow on Pinterest



Powered by MiloTree

X CLOSE

to traditional with marshmallows and hot cocoa
adding sprinkles, different chunks of chocolate, bits
e endless! Coordinate your hot cocoa flavor with
o. Now it's time to talk about the process of making





Cut Side Down



Recommended Pinner
Cut Side Down | Food Recip...

Follow on Pinterest

The Ultimate TOPPINGS FOR DELICIOUS BURGERS	RECIPE 	Kid-Friendly PIZZA CUPCAKE IDEAS 	Tasty, Crispy POLENTA CAKE RECIPE
RECIPE 	Carne Mechada YOUR NEW FAVORITE RECIPE	Learn To Make A CHOPPED CHEESE SANDWICH	SEAFOAM CANDY



Powered by MiloTree

X CLOSE

When it comes to making these delicious bombs, practice really does make perfect. After trying the basics, you can begin to mix it up by painting different colors of chocolate into the molds (or using different shaped molds!) before coating with chocolate. You can make your bombs domes (which is easier to start), spheres, or even truffle shaped. So feel free to mix and match whatever works for your style and needs!

Hot Chocolate Bombs

The hottest new way to create a mug of creamy and delicious hot chocolate.

★★★★★ 5 from 1 vote



Recommended Pinner
Cut Side Down | Food Recip...

Follow on Pinterest

[/cutsidedown.com/wprm_print/recipe/3759\)](https://cutsidedown.com/wprm_print/recipe/3759)

[com/pin/create/bookmarklet/?url=https%3A%2F%2Fcutsidedown.com/wprm_print/recipe/3759&media=https%3A%2F%2Fcutsidedown.com/wp-content/uploads/2021/08/Hot-Chocolate-Bombs-Fshutterstock_242632870.jpg&description=Hot+Chocolate+Bombs](https://pin/create/bookmarklet/?url=https%3A%2F%2Fcutsidedown.com/wprm_print/recipe/3759&media=https%3A%2F%2Fcutsidedown.com/wp-content/uploads/2021/08/Hot-Chocolate-Bombs-Fshutterstock_242632870.jpg&description=Hot+Chocolate+Bombs)



Powered by MiloTree

X CLOSE



COOLING TIME

40 mins



COURSE

Dessert

CUISINE

American



SERVINGS

6 servings

INGREDIENTS

- 1 pkg semi-sweet chocolate chips
- 1 can hot cocoa powder in chosen flavor
- 1 c. toppings caramel bits, toffee bits, marshmallows, etc.
- 1 bag chocolate melts for decorating

INSTRUCTIONS

1. Begin by putting plenty of water in the bottom of your double boiler. When the water is boiling, add the chocolate chips to the top and begin the melting process. The slower you melt, the shinier the chocolate. Stir constantly as the chips melt until you have a velvet smooth consistency. When the chocolate is melted and smooth, use a spoon to portion it out into the chocolate mold. Then, using the same small spoon to make sure that the chocolate coats the entire mold cup. You want to have

about 1/4" of chocolate in the mold.

or freezer for at least 20 minutes so that the bomb can harden and become less fragile. When the chocolate is hardened, pop the bombs out of the freezer and prep the molds to be filled.

Run a knife around the edges of each cup so that the chocolate pulls away from the mold. Flip the mold over onto a towel or parchment paper and tap the mold so that the chocolate bombs release from the mold. Push the bombs into the mold so you can fill them. This will make it easier to get them out of the silicone for good.

Put about 1 tsp. of hot chocolate powder in the bottom of the mold. Add about 1/2 tsp. of mini marshmallows and some additional toppings. When the domes are filled, use some of the remaining melted chocolate and cover the bottom of the domes. Pop the finished bombs into the freezer for another 20 minutes so that they have time to harden.



Recommended Pinner

Cut Side Down | Food Recip...

Follow on Pinterest



Powered by MiloTree

X CLOSE

- Before packaging them up, take a few minutes to decorate them! Melt the chocolate melts according to the package directions, then pull the bombs out of the freezer, pop them out of the molds (they should come out easily), and give them a little decorating. Then package with the instruction to pour 3/4 cup of steaming hot milk over the top, stir, and enjoy!



KEYWORD

Hot Chocolate Bomb, Hot Chocolate Bomb Recipe

I'm going to be making these tomorrow while staring at the falling snow. Which combination have you tried? Let me know in the comments below!

  Recommended Pinner
Cut Side Down | Food Recip...

Follow on Pinterest



 Powered by MiloTree X CLOSE

COMMENTS

Bonnie says

October 1, 2020 at 12:08 am (<https://cutsidedown.com/warning-hot-chocolate-bombs-explosive-flavor/#comment-1623>).

The link for the mold, it's not a ball as I imagined from the photo. It's more oblong and flat on the bottom.. described as a brownie/cakepop mold. Is that the one that you used?

Reply.

Jillian Parkinson says

October 5, 2020 at 6:15 pm (<https://cutsidedown.com/warning-hot-chocolate-bombs-explosive-flavor/#comment-1627>).

I like the domed ones because it makes it easier to seal up the bottom once the



g for a round one this mold
nail-Pack-20-Cavity-Silicone-
ss tl?

ke+pop+mold&qid=1601921594&sr=8-

C-

a08f18d67fc61ed&language=en_US), is a good

Sandra says

October 8, 2020 at 8:21 pm (<https://cutsidedown.com/warning-hot-chocolate-bombs-explosive-flavor/#comment-1631>).

Jillian, would you mind posting a link to the type of mold that you use? Thank you so much!

Reply.

Terry (<http://amazin>), says

October 10, 2020 at 12:53 pm (<https://cutsidedown.com/warning-hot-chocolate-bombs-explosive-flavor/#comment-1633>),

Thanks so much!!!

Reply.

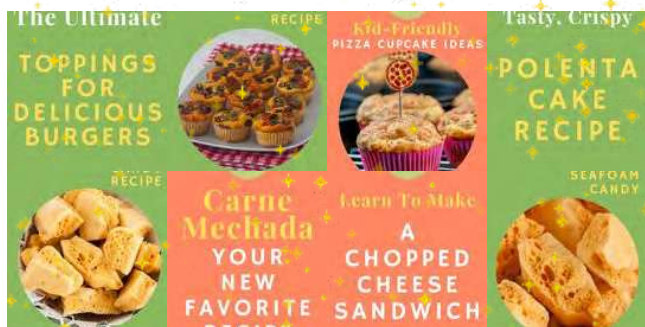
Svd savs

Recommended Pinner

Cut Side Down | Food Recip...

Follow on Pinterest

m (<https://cutsidedown.com/warning-hot-chocolate-bombs-explosive-flavor/#comment-1628>),



Powered by MiloTree

X CLOSE

...e dome molds? I get the spheres but not the domes.

2 pm (<https://cutsidedown.com/warning-hot-chocolate-bombs-explosive-flavor/#comment-1629>),

Once you've filled the filling and it's set, you'll spread a layer of chocolate across the top of the mold (which ends up being the bottoms) and let it set before removing them. So you'll end up with a gumbdrop shaped bomb with chocolate all

around.

[Reply](#).

Quesha says

November 10, 2020 at 2:08 pm (<https://cutsidedown.com/warning-hot-chocolate-bombs-explosive-flavor/#comment-1760>).

So you fill the bottom and then put chocolate on the rim and top it with another half?

[Reply](#).

Jillian Parkinson says

Recommended Pinner

Cut Side Down | Food Recip...

[Follow on Pinterest](#)

2020 at 6:36 pm (<https://cutsidedown.com/warning-hot-chocolate-bombs-explosive-flavor/#comment-1771>).



Powered by MiloTree

X CLOSE

1 (<https://cutsidedown.com/warning-hot-chocolate-bombs-explosive-flavor/#comment-1630>).

How long are these typically good for? These would be great for Christmas, but how early could I make them?

Reply.

Karen says

October 16, 2020 at 5:07 pm (<https://cutsidedown.com/warning-hot-chocolate-bombs-explosive-flavor/#comment-1651>)

My question too.

Reply.

Jillian Parkinson says

October 23, 2020 at 5:11 pm (<https://cutsidedown.com/warning-hot-chocolate-bombs-explosive-flavor/#comment-1674>)



Recommended Pinner
Cut Side Down | Food Recipe...

Follow on Pinterest

The Ultimate
TOPPINGS
FOR DELICIOUS
BURGERS

RECIPE

Kid-Friendly
PIZZA CUPCAKE IDEAS

Tasty, Crispy
POLENTA
CAKE
RECIPE

Carne
Menchada
YOUR
NEW
FAVORITE
RECIPE

Learn To Make
A
CHOPPED
CHEESE
SANDWICH

SEAFOAM
CANDY

Powered by MiloTree

X CLOSE

e as gifts within a few days of making them.
to freeze them for a few weeks and they said there
r.

am (<https://cutsidedown.com/warning-hot-chocolate-bombs-explosive-flavor/#comment-1635>)

How do you store these? Like if you were to give as a gift, do they need to stay in the freezer?

Reply.

Jillian Parkinson says

[October 23, 2020 at 5:09 pm \(https://cutsidedown.com/warning-hot-chocolate-bombs-explosive-flavor/#comment-1673\)](https://cutsidedown.com/warning-hot-chocolate-bombs-explosive-flavor/#comment-1673)

I have always kept mine in the freezer and when given for gifts they are made within a day or so of giving them. By the way, they were a hit as gifts. I put them in a clear plastic box wrapped with festive ribbon.

Reply.

Sandy says

[October 11, 2020 at 1:03 pm \(https://cutsidedown.com/warning-hot-chocolate-bombs-explosive-flavor/#comment-1636\)](https://cutsidedown.com/warning-hot-chocolate-bombs-explosive-flavor/#comment-1636)

Recommended Pinner
Cut Side Down | Food Recip...

Follow on Pinterest

Powered by MiloTree

X CLOSE

wait to try it. Wondering why you use Birnn truffles

[m \(https://cutsidedown.com/warning-hot-chocolate-bombs-explosive-flavor/#comment-1638\)](https://cutsidedown.com/warning-hot-chocolate-bombs-explosive-flavor/#comment-1638)

Ok grammar police! It didn't even bother me, you must be anal retentive. I got what she was talking about and because of that successfully made chocolate bombs.

Reply.

Jillian Parkinson says

October 23, 2020 at 5:14 pm (https://cutsidedown.com/warning-hot-chocolate-bombs-explosive-flavor/#comment-1675).

Thanks, Matty. I am glad you didn't let the error confuse you. I do appreciate being notified if there is an error so I was good with the heads up. Hope your bombs were a hit.

Reply.

Theresa Stritch says

October 12, 2020 at 6:21 am (<https://cutsidedown.com/warning-hot-chocolate-bombs-explosive-flavor/#comment-1639>).

Recommended Pinner

Cut Side Down | Food Recip...

Follow on Pinterest

I thought bigger for some reason



Powered by MiloTree

X CLOSE

October 23, 2020 at 5:14 pm (https://cutsidedown.com/warning-hot-chocolate-bombs-explosive-flavor/#comment-1672).

I like the cakepop size because you can't go wrong no matter what mug size is used.

Reply.

Kelly says

[October 14, 2020 at 9:30 pm \(https://cutsidedown.com/warning-hot-chocolate-bombs-explosive-flavor/#comment-1646\)](https://cutsidedown.com/warning-hot-chocolate-bombs-explosive-flavor/#comment-1646)

Do these need to be stored in the fridge until ready to use or can they be stored on the counter?

Reply

Jillian Parkinson says

[October 23, 2020 at 5:07 pm \(https://cutsidedown.com/warning-hot-chocolate-bombs-explosive-flavor/#comment-1671\)](https://cutsidedown.com/warning-hot-chocolate-bombs-explosive-flavor/#comment-1671)



Recommended Pinner
Cut Side Down | Food Recipe...

Follow on Pinterest

The Ultimate
TOPPINGS
FOR DELICIOUS
BURGERS

Carne
Menchada
YOUR
NEW
FAVORITE
RECIPE

Learn To Make
A
CHOPPED
CHEESE
SANDWICH

Kid-Friendly
PIZZA CUPCAKE IDEAS

Tasty, Crispy
POLENTA
CAKE
RECIPE

SEAFOAM
CANDY

Powered by MiloTree

X CLOSE

Freezer-safe container. 😊

st), says

[m \(https://cutsidedown.com/warning-hot-chocolate-bombs-explosive-flavor/#comment-1663\)](https://cutsidedown.com/warning-hot-chocolate-bombs-explosive-flavor/#comment-1663)

p cake pan. I haven't decided if I'm going to add a

What do you think?

Reply

Jillian Parkinson says

October 23, 2020 at 5:06 pm (<https://cutsidedown.com/warning-hot-chocolate-bombs-explosive-flavor/#comment-1670>)

I think it could work. Let me know how it goes for you!

Reply.

Aly says

November 18, 2020 at 3:06 pm (<https://cutsidedown.com/warning-hot-chocolate-bombs-explosive-flavor/#comment-1798>)

I would add chocolate to the top because it may be too big otherwise

Reply.



Recommended Pinner
Cut Side Down | Food Recip...

Follow on Pinterest

The Ultimate
TOPPINGS
FOR
DELICIOUS
BURGERS

RECIPES
Kid-Friendly
PIZZA
CUPCAKE IDEAS

Tasty, Crispy
POLENTA
CAKE
RECIPE

Carne
Menchada
YOUR
NEW
FAVORITE
RECIPE

Learn To Make
A
CHOPPED
CHEESE
SANDWICH

SEAFOAM
CANDY

Powered by MiloTree

X CLOSE

m (<https://cutsidedown.com/warning-hot-chocolate-bombs-explosive-flavor/#comment-1698>)

do I need to buy

November 7, 2020 at 1:51 am (<https://cutsidedown.com/warning-hot-chocolate-bombs-explosive-flavor/#comment-1743>)

Hi Donna 😊 Look for one about the size of a cake pop. Just small enough it can fit into your cup.

Reply.

M. Deluca says

October 30, 2020 at 5:00 pm (https://cutsidedown.com/warning-hot-chocolate-bombs-explosive-flavor/#comment-1711).

I had some shipped but worry they were not refrigerated for days. Would they be safe?

Reply.

Jillian Parkinson says

Recommended Pinner

Cut Side Down | Food Recip...

Follow on Pinterest

:52 am (https://cutsidedown.com/warning-hot-losive-flavor/#comment-1745).

company you bought them from. Good luck! 😊



Powered by MiloTree

X CLOSE

3:07 pm (https://cutsidedown.com/warning-hot-chocolate-bombs-explosive-flavor/#comment-1799).

Everything in a chocolate bomb is shelf stable... I don't see why it would need to be refrigerated

Reply.

Tracy Z says

October 31, 2020 at 2:36 am (<https://cutsidedown.com/warning-hot-chocolate-bombs-explosive-flavor/#comment-1713>).

It appears I'm a bit late to the game and molds are hard to find. Would my egg bite silicone instant pot molds work? I would assume it would work the same

Reply.

Jillian Parkinson says

November 7, 2020 at 1:52 am (<https://cutsidedown.com/warning-hot-chocolate-bombs-explosive-flavor/#comment-1746>).

Recommended Pinner
Cut Side Down | Food Recipe...

Follow on Pinterest

Powered by MiloTree X CLOSE

se would work just fine. Just as long as they fit in

m (<https://cutsidedown.com/warning-hot-chocolate-bombs-explosive-flavor/#comment-1714>).

Do you think a square would work? That's all my hobby lobby had in stock. Like a brownie size.

Reply.

Jillian Parkinson says

November 7, 2020 at 1:53 am (<https://cutsidedown.com/warning-hot-chocolate-bombs-explosive-flavor/#comment-1747>).

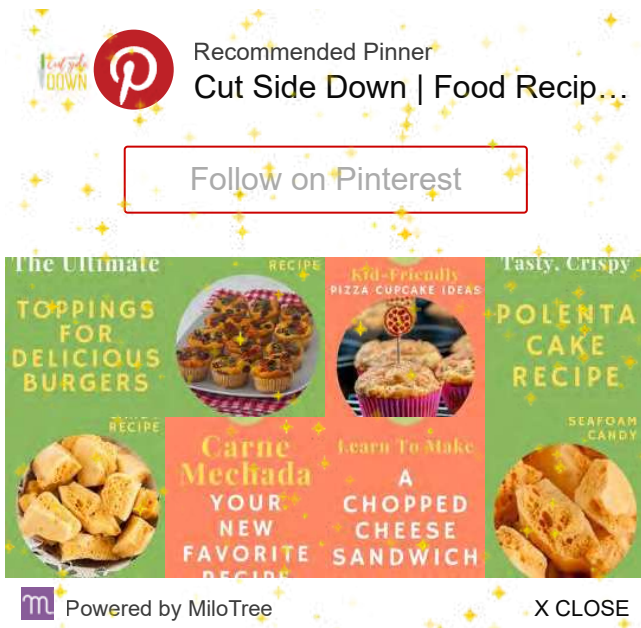
Would the square fit in your cup? If so, I think you should be okay 😊

Reply.

Kimberly Whitmore says

November 8, 2020 at 2:16 pm (<https://cutsidedown.com/warning-hot-chocolate-bombs-explosive-flavor/#comment-1750>).

I love this. Do you have a video at all on making them?



Recommended Pinner
Cut Side Down | Food Recipe...

Follow on Pinterest

The Ultimate
TOPPINGS
FOR DELICIOUS
BURGERS

Carne
Menchada
YOUR
NEW
FAVORITE
RECIPE

Learn To Make
A
CHOPPED
CHEESE
SANDWICH

Tasty, Crispy
POLENTA
CAKE
RECIPE

SEAFOAM
CANDY

Powered by MiloTree X CLOSE

am (<https://cutsidedown.com/warning-hot-chocolate-bombs-explosive-flavor/#comment-1755>).

melting wafers work in place of chocolate chips?

Jillian Parkinson says

November 11, 2020 at 6:36 pm (<https://cutsidedown.com/warning-hot-chocolate-bombs-explosive-flavor/#comment-1772>).

I don't see why not!

[Reply](#).

Nikki says

November 11, 2020 at 3:30 am (<https://cutsidedown.com/warning-hot-chocolate-bombs-explosive-flavor/#comment-1765>).

Help! I made them and mine did pop open like most videos show. It just kinda melted. Do you have any tips?

[Reply](#).


Nikki says

Recommended Pinner
Cut Side Down | Food Recip...

[Follow on Pinterest](#)

3:32 am (<https://cutsidedown.com/warning-hot-chocolate-bombs-explosive-flavor/#comment-1766>).

pop open, sorry.



Powered by MiloTree

X CLOSE

6:34 pm (<https://cutsidedown.com/warning-hot-chocolate-bombs-explosive-flavor/#comment-1770>).

It could be the chocolate is too thick to “pop” but honestly, I don’t think there’s a right or a wrong answer. Just comes down to preference

Reply.

Michelle says

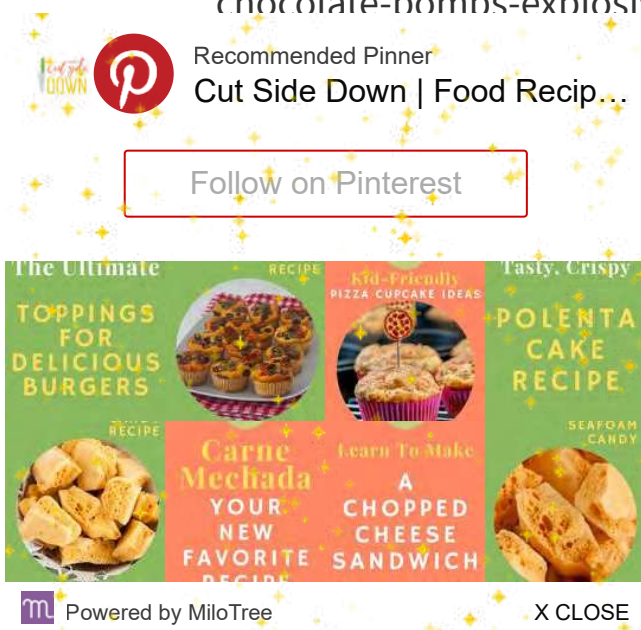
November 12, 2020 at 8:00 pm (<https://cutsidedown.com/warning-hot-chocolate-bombs-explosive-flavor/#comment-1774>).

I'd like to make these but add Kahlua. Would I just add that to the melted chocolate??
TIA! Can't wait to make for Xmas!

Reply.

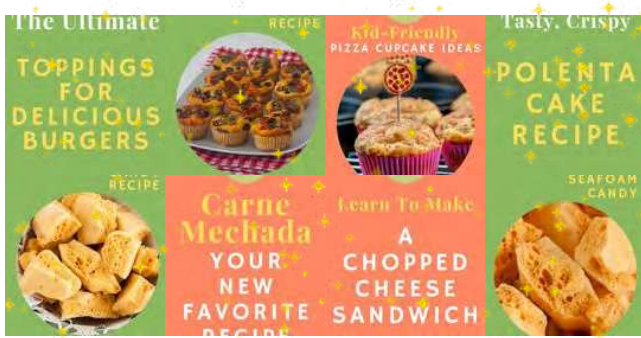
Debbie says

November 13, 2020 at 3:17 am (<https://cutsidedown.com/warning-hot-chocolate-bombs-explosive-flavor/#comment-1776>).



Recommended Pinner
Cut Side Down | Food Recipe...

Follow on Pinterest



Powered by MiloTree X CLOSE

em? I wanted to make for the grands but they are

09 pm (<https://cutsidedown.com/warning-hot-chocolate-bombs-explosive-flavor/#comment-2160>).

Look on pinterest for boozy hot cocoa bombs. They mix the alcohol with the cocoa in a bowl first before putting inside the mold.

Reply.

Carol says

November 17, 2020 at 5:00 pm (<https://cutsidedown.com/warning-hot-chocolate-bombs-explosive-flavor/#comment-1790>).

Can you tell me how you got the beautiful red, pink and gold one the outside of your Cocoa Bombs? They are gorgeous!!

Reply.

Debbie says

November 17, 2020 at 9:34 pm (<https://cutsidedown.com/warning-hot-chocolate-bombs-explosive-flavor/#comment-1793>).



Recommended Pinner
Cut Side Down | Food Recipe...

Follow on Pinterest

Powered by MiloTree

t to make for the grands, but they're two states

am (<https://cutsidedown.com/warning-hot-chocolate-bombs-explosive-flavor/#comment-1796>).

oc bomb for adults. Do you think the center could hold a liquid? I.e. kahlua or Baileys? Any suggestions appreciated! Thank you

Reply.

Heather says

November 18, 2020 at 10:31 pm (<https://cutsidedown.com/warning-hot-chocolate-bombs-explosive-flavor/#comment-1804>)

can I use metal cake ball molds?

Reply.

Missy says

December 19, 2020 at 2:24 am (<https://cutsidedown.com/warning-hot-chocolate-bombs-explosive-flavor/#comment-1950>)

Following



Recommended Pinner

Cut Side Down | Food Recip...

Follow on Pinterest



Powered by MiloTree

X CLOSE

2 pm (<https://cutsidedown.com/warning-hot-chocolate-bombs-explosive-flavor/#comment-1829>)

... / pop when I poured hot milk. What am I doing

Reply.

Erin says

December 8, 2020 at 3:50 am (<https://cutsidedown.com/warning-hot-chocolate-bombs-explosive-flavor/#comment-1895>).

I find that the chocolate chips melt very easy while I am handling them. Any tips so this doesnt happen?

Reply.

El Dub says

December 9, 2020 at 4:32 am (<https://cutsidedown.com/warning-hot-chocolate-bombs-explosive-flavor/#comment-1899>).

Use latex gloves and keep putting the balls back into the fridge if they start to get melts as you decorate them.



Recommended Pinner
Cut Side Down | Food Recip...

Follow on Pinterest



Powered by MiloTree X CLOSE

pm (<https://cutsidedown.com/warning-hot-chocolate-bombs-explosive-flavor/#comment-1905>).

you keep them from melting at room temperature?
t. Thank you

Reply.

Judy Pendleton says

January 19, 2021 at 3:34 pm (<https://cutsidedown.com/warning-hot-chocolate-bombs-explosive-flavor/#comment-2193>).

I find that the hot chocolate bombs are way too sweet when made into the hot chocolate drink. Is there a way to get around that?

Reply.

Copyright © 2021 · Genesis Sample (<https://demo.studiopress.com/>), on Genesis Framework (<https://www.studiopress.com/>) · WordPress (<https://wordpress.org/>) · Log in (<https://cutsidedown.com/wp-login.php>).



Recommended Pinner
Cut Side Down | Food Recip...

Follow on Pinterest

The Ultimate
TOPPINGS
FOR
DELICIOUS
BURGERS
RECIPE

Kid-Friendly
PIZZA CUPCAKE IDEAS

Tasty, Crispy
POLENTA
CAKE
RECIPE
SEAFOAM
CANDY

Carne
Menchada
YOUR
NEW
FAVORITE
RECIPE

Learn To Make
A
CHOPPED
CHEESE
SANDWICH

Powered by MiloTree X CLOSE

[Drinks](#)[Eats](#)[Entertaining](#)[Life](#)[Travel](#)[Home](#) » [Holidays](#) » [Easter](#) » [Easter Egg Hot Chocolate Bombs](#)

Easter Egg Hot Chocolate Bombs

By: T Worthey » **Updated:** March 25, 2021 » [View our disclosure policy](#)

▼ [JUMP TO RECIPE](#)

Check out these colorful and fun Easter Egg hot chocolate bombs! These are a great item to stuff into Easter Baskets, serve up for breakfast Easter morning as a tasty drink, and more. Egg-shaped hot chocolate bombs that are bursting with sweetness in each sip.








Easter Egg Hot Chocolate Bombs

Hot chocolate bombs are popular, and these egg-shaped cocoa bombs are just as popular. Yellow, blue, and green colored eggs filled with mini marshmallows, white chocolate, and waiting for you to break open.



How do you use hot chocolate bombs?

Place your Easter-themed hot chocolate bomb in a glass, then heat some warm milk. Pour the milk over the hot chocolate bomb, and watch the chocolate melt and the cocoa powder and marshmallows appear. Stir and serve up one rich and decadent cup of hot chocolate.





Expert Tips and Tricks For Easter Egg Shaped Cocoa Bombs

- Make sure that you seal the edges well with melted chocolate. If you happen to struggle with a clean seam, add some festive sprinkles to hide the melted chocolate.
- Chocolate melts are great as they set up nice and hard. If you use chocolate chips, you have to temper the chocolate, or it will not work.
- Feel free to add in different cocoa if you prefer.
- Add in some sprinkles, fun-shaped marshmallows, etc.
- If the chocolate cracks when you are handling it, that means your chocolate layer is too thin.
- Pipe on a letter to stand for each child for a fun Easter-themed gift.
- Wear gloves if you want to prevent fingerprints into your eggs. If they are just for your family, you might not mind. But gifting or selling, you might not want fingerprints.





What is The Texture of a Hot Chocolate Bomb

The chocolate adds extra sweetness to the cocoa mix. That is why I only use a little cocoa mix in each egg, as the chocolate helps elevate the sweetness flavor.

If you want less sweet, add less cocoa mix into the center of the eggs. This recipe truly allows you to control what you use and how much for each Easter hot chocolate bomb.


Can I Use Water Instead of Milk?

Go right ahead and reach for water to replace the milk you pour-over. Just ensure you use warm water, as that is needed to help melt away the chocolate

shell on the eggs.

Are these Easter Egg Cocoa Bombs Gluten Free?

These Easter egg cocoa bombs are gluten-free naturally, as well as vegetarian. This truly makes a safe and fun treat for loved ones who need to be gluten-free or prefer living a vegetarian lifestyle.





How to Store Hot Cocoa Bombs

These bombs can be stored in bags or airtight containers on the counter for around two weeks. You can place them in single-serve bags for a fun presentation or in a sealable container. Then use as you would.

If your home is hot, and you worry about them melting, place them in the fridge. Then let the eggs warm up on the counter a bit before you pour milk over them.



Easter Egg Hot Chocolate Bomb Recipe

Makes: Approximately eight whole eggs. 16 egg halves

Ingredients + items you need to make this Easter Egg Hot Chocolate Bomb

- Silicone Egg Mold
- Chocolate melts
- Royal Blue-Turquoise
- Yellow
- Green
- Bowls/dishes for melting chocolate in
- Spoons for each chocolate dish
- Toothpicks
- White cocoa
- Mini dehydrated marshmallows
- Multi-colored marshmallows
- A couple of pieces of parchment paper
- A small-to-medium microwave-safe plate, preferably ceramic.



Directions:

1. Separate the chocolates into different bowls that you want to melt them in. I used 1 cup of each color. You will be working in 20-30 second increments in your microwave or double boiler. I suggest using a microwave. It's much easier to control the heat and to make sure that you don't make your melted chocolates too hot.
2. Ensure that your silicone mold is dry and free of debris. For each egg half, you will need approximately 2ish teaspoons of different colored chocolates. Scoop a teaspoon full of your base color that you want to highlight the most and place it in the mold. Then add in additional colors (see photos)
3. With the back of a spoon, coat the inside of the silicone egg molds. You want to get a nice coating of chocolate up to the very brim of the egg top. ↑

Using a toothpick, swirl the colors inside of the silicone shells. This will also help prevent any air pockets or bubbles from setting in.

4. Place egg molds into the freezer for approximately 5-7 minutes. Remove from the freezer and slowly push & peel your chocolate halves out of the mold. Once you get one end of your egg out, it's effortless to pull the rest out. You can even push the opposite side of the mold to help remove eggshell once you started peeling (refer to photos).
5. Fill one side of the eggs with a spoonful of white-hot cocoa mix. Place 5-7 colorful marshmallows on top and sprinkle some mini dehydrated marshmallows around.
6. Warm plate in the microwave for approximately 1 minute. Place a piece of parchment paper on top of the plate. Take the opposite sides of the eggs, one by one, and place them on a plate. This will help smooth out rough edges and will melt the chocolate a bit. Once the chocolate edges are melted and loose, place quickly onto the egg half-filled with cocoa and marshmallows. Hold for about 15-20 seconds and allow to cool. You can run your finger along the edge of melted chocolate to smoothen out the edges.





Additional tips on making this Easter hot chocolate recipe:

- If you make your chocolate melts too hot, it will make them a very runny consistency and will be hard to handle. The dish you're using in the microwave will retain a lot of heat and prevent your chocolates from setting too fast. However, you can always pop them back in the microwave to re-melt.
- When coating your silicone egg molds with chocolate using your spoon, make sure that you're not leaving empty pockets of air from using different colors.
- If you don't use enough chocolate in your molds, your eggshells will be very thin in areas and might crack along the edges.
- If you find yourself with a small gap along the edges of your eggs and not completely sealed, you can always take a little bit of melted chocolate to close the egg.
- We use parchment paper over a plate to make the clean-up easier. Replace the parchment paper when you need to if your previous one becomes overwhelmed with too much-melted chocolate.

Check out these Easter egg activity ideas down below:

[Easter Egg Hunt For Teens](#)

[Easter Egg Printable Activities Sheet](#)

[Easter Gift Ideas For Teens](#)



Cadbury Mini Egg Cookies

Easter Egg Hot Chocolate Bombs

PRINT

Ingredients

- Silicone Egg Mold
- Royal Blue-Turquoise Chocolate Melts
- Yellow Chocolate Melts
- Green Chocolate Melts
- Bowls/dishes for melting chocolate in
- Spoons for each chocolate dish
- Toothpicks
- White cocoa
- Mini dehydrated marshmallows
- Multi-colored marshmallows
- A couple of pieces of parchment paper
- A small-to-medium microwave-safe plate, preferably ceramic.

Instructions

1. Separate the chocolates into different bowls that you want to melt them in. I used 1 cup of each color. You will be working in 20-30 second increments in your microwave or double boiler. I suggest using a microwave. It's much easier to control the heat and to make sure that you don't make your melted chocolates too hot. Ensure that your

silicone mold is dry and free of debris. For each egg half, you will need approximately 2ish teaspoons of different colored chocolates. Scoop a teaspoon full of your base color that you want to highlight the most and place it in the mold. Then add in additional colors (see photos)

2. With the back of a spoon, coat the inside of the silicone egg molds. You want to get a nice coating of chocolate up to the very brim of the egg top. Using a toothpick, swirl the colors inside of the silicone shells. This will also help prevent any air pockets or bubbles from setting in.
3. Place egg molds into the freezer for approximately 5-7 minutes. Remove from the freezer and slowly push & peel your chocolate halves out of the mold.
4. Once you get one end of your egg out, it's effortless to pull the rest out. You can even push the opposite side of the mold to help remove eggshell once you started peeling (refer to photos).
5. Fill one side of the eggs with a spoonful of white-hot cocoa mix. Place 5-7 colorful marshmallows on top and sprinkle some mini dehydrated marshmallows around.
6. Warm plate in the microwave for approximately 1 minute. Place a piece of parchment paper on top of the plate. Take the opposite sides of the eggs, one by one, and place them on a plate. This will help smooth out rough edges and will melt the chocolate a bit. Once the chocolate edges are melted and loose, place quickly onto the egg half-filled with cocoa and marshmallows. Hold for about 15-20 seconds and allow to cool. You can run your finger along the edge of melted chocolate to smoothen out the edges.

© This Worthey Life

Related Recipes

Desserts

Easter

Hi! I'm Tatanisha!

I love all things decor + design. I love to share party ideas, tablescape inspirations, and easy dinner ideas.

READ MORE



[✉ Subscribe ▼](#)

Be the First to Comment!

B *I* U ¹/₂/₃ ☰ ☷ ”

This site uses Akismet to reduce spam. [Learn how your comment data is processed.](#)

0 COMMENTS



WELCOME!

we're Tatanisha + Derrick

This Worthey Life inspires everyone to live a “worthy” life by sharing our passion through food, travel, entertainment, and life adventures.

MEET THE DUO



Search...

worthey life in your inbox

Subscribe to the newsletter for all the latest recipes, tips,
entertainment + more!

Your Name...

Your Email...

SUBSCRIBE

CATEGORIES

Select Category

explore recipes

appetizers

Cherry Tomato Salad

Entertainment

Lamb Burger Recipe | Outdoor Family Dinner Night Idea

Cocktails

Blueberry

Main Course

Lamb Asado, Rice + Garden

Whiskey Cocktail**Vegetable
Skewers**

Search...

EXPLORE ALL RECIPES

get more worthy life in your inbox

Subscribe to the newsletter for all the latest recipes, tips, entertainment + more!


Your Name...

Your Email...

SUBSCRIBE

©2021 This Worthy Life | Site By Pixel Me Designs

[Contact](#) | [Privacy Policy](#) | [Disclosure Policy](#)





A cozy winter scene featuring two mugs of hot chocolate. The mug on the left is grey, and the one on the right is teal. Both are filled with hot chocolate, topped with marshmallows and a candy cane. They sit on a wooden table with a red and white striped cloth and a teal plate. Warm, glowing lights are in the background.


[Facebook](#)



[Twitter](#)


[Email](#)

Well, despite some of our best intentions and hard work, 2020 has proven itself on numerous occasions to not be the year we had hoped, thought or even planned for — but luckily, there's no Public Health precautions for some forms of holiday cheer.

One thing that can't be taken away from us while we bear through the COVID-19 pandemic and the cold weather also descending upon us with winter approaching is hot chocolate.

Whether you're a classic enthusiast who cooks your cocoa powder over the stove, you prefer the melted-chocolate-bar approach or a foodie who's up on the latest trends — who's already tried a "hot chocolate bomb" — this is the time of year to cuddle up to your loved one and enjoy a cup of hot chocolate by the fire, the TV or the laptop.



For the uninitiated, the hot chocolate bomb is the latest in hipster foodie tech, involving a ball of chocolate encasing either traditional cocoa powder or a mix inside, which you can drop into a cup of steaming milk. (They're a bit difficult to make, but Costco sells a box of 16 that also has "exploding" marshmallows for around \$20.)

Ed. note here's a recipe, good luck! bit.ly/HotChocolateBombRecipe

Here are a few fun, simple recipes with a few suggestions from staff and the community on one of the most popular holiday refreshments:

XXXXXXXX XX XXXXXXXXXXXX

Behold, the Lujan family Mexican Hot Chocolate recipe, shared by Carrie Lujan, communications manager for the city of Santa Clarita:

“My husband’s grandmother made this for me the first time, and now it is a holiday staple,” Lujan said. “The cinnamon adds a little kick and spice to a traditional hot cocoa, as does the chili powder!”

And it is not done until you add the whipped cream and marshmallows, she noted.

XXXXXXXXXXXX

- 2 (3.5oz) bars good quality bittersweet chocolate (I use Lindt.)
- 2 cinnamon sticks
- 1/2 cup water
- 2 cups milk
- 1 cup heavy cream
- 1/2 tsp chili powder (optional)
- 1/2 Tbsp light brown sugar (optional)
- pinch of nutmeg
- Whipped cream to serve
- Marshmallows — always marshmallows!

☞. ☞☞☞ Santa Clarita Mayor Cameron Smyth issued a statement in response to the use of that last ingredient that may well, by his own admission, create a holiday controversy for the highest seat of municipal power: “I prefer a thicker hot chocolate, so my ratio of milk/chocolate is heavier on the chocolate,” Smyth said, in a statement released exclusively to The Signal. “The may create some controversy, but I am very ‘anti-marshmallow’ in my hot chocolate.”

☞☞☞☞ ☞☞☞☞☞☞ ☞☞ ☞☞☞☞☞☞☞

Brendie Heter, who lives with her family in Castaic, shared this tasty recipe that she knows, from experience, is a crowd-pleaser with everyone from small kids to adults:

Yield: 4-5 adult cups or 3-5 smaller cups for kids)

☞☞☞☞☞☞☞☞☞

- 4 cups milk (any percentage)
- 1/4 cup unsweetened cocoa powder
- 1/4 cup granulated sugar
- 1/2 cup bittersweet or semisweet chocolate chips or chopped chocolate bar
- 1/4 teaspoon pure vanilla extract

Place milk, cocoa powder and sugar in a small saucepan. Heat over medium/medium-low heat, whisking frequently, until warm. DO NOT LET IT BOIL. Add chocolate chips and whisk constantly until the chocolate chips melt and distribute evenly into the milk. Whisk in vanilla extract, serve immediately.

Top with whipped cream. Add marshmallows and festive sprinkles if you’re fun and like to see children smile.

If making for children and you need smaller servings ... use the ingredient list below. This makes 3-4 smaller kid cups.

Warning ou know someone will spill their entire cup ... so save some in the pot for refills.)

- 2 cups milk
- 2 tablespoons unsweetened cocoa powder
- 2 tablespoons granulated sugar
- 1/4 cup chocolate chips
- 1/8 teaspoon vanilla extract

☒☒☒☒☒☒ If I have heavy whipping cream, I will add some to make it creamier.

Two members of The Santa Clarita Valley Signal staff went overseas for their culinary cocoa creations:

☒☒☒☒☒☒ ☒☒☒☒☒☒☒☒☒ ☒☒☒☒☒☒☒☒☒

When Signal reporter Emily Alvarenga lived in England, she claims to have made a startling discovery — “how much better their chocolate is than ours — no joke,” she said.

“They have Cadbury Drinking Chocolate. Yes, I said ‘drinking chocolate.’ It’s amazing. You can buy a can of it on Amazon ... \$12, and all you do is swirl it into hot milk. It’s to die for.”

☒☒☒☒☒☒ ☒☒☒☒ ☒☒☒☒☒☒ ☒☒☒☒☒☒☒☒☒

Similarly, Signal photographer Bobby Block had a creative hazelnut-based recipe with an additive that hails from Italy — Nutella.

“My go-to hot chocolate variant is made with Nutella,” he said.

Heat up about 4 cups of milk in a saucepan and stir in roughly 1 cup of Nutella until the mixture becomes fully mixed ... and that’s it.

You can serve as is or, if you want to transform this cold weather classic into a classy Christmas cocktail, simply add about an ounce of peppermint schnapps per serving.

Top with whipped cream or marshmallows and, if a more festive presentation is desired, garnish with either cocoa powder, chocolate shavings, nutmeg or ground hazelnuts.

RELATED TO THIS STORY

(<https://signalscv.com/2021/09/supporting-community-growth-with-gardens/>)

Supporting community growth with gardens (<https://signalscv.com/2021/09/supporting-community-growth-with-gardens/>)

SEPTEMBER 5, 2021

(<https://signalscv.com/2021/09/are-you-ready-for-some-football-parties/>)

Are you ready for some football (parties)? (<https://signalscv.com/2021/09/are-you-ready-for-some-football-parties/>)

SEPTEMBER 5, 2021

(<https://signalscv.com/2021/09/getting-charged-up-about-electric-vehicles/>)

Getting charged up about electric vehicles (<https://signalscv.com/2021/09/getting-charged-up-about-electric-vehicles/>)

SEPTEMBER 5, 2021

(<https://signalscv.com/2021/08/artists-look-to-keep-the-music-alive-during-quarantine/>)

Artists look to keep the music alive during quarantine

(<https://signalscv.com/2021/08/artists-look-to-keep-the-music-alive-during-quarantine/>)

AUGUST 29, 2021

(<https://signalscv.com/2021/08/healthy-foods-right-in-front-of-us-all-this-time/>)

Healthy foods right in front of us all this time (<https://signalscv.com/2021/08/healthy-foods-right-in-front-of-us-all-this-time/>)

AUGUST 29, 2021

(<https://signalscv.com/2021/08/changing-spaces-at-familiar-dining-places/>)

Changing Spaces at familiar dining places (<https://signalscv.com/2021/08/changing-spaces-at-familiar-dining-places/>)

AUGUST 22, 2021

SIGN UP FOR THE



Filled with the top stories to start your day, and emergency news alerts.

First Name *

Last Name *

Email *

ADD ME



☐☐☐☐ ☐☐☐☐☐ 661-259-1234
 ☐☐☐☐☐☐☐☐☐ 661-255-1234
 ☐☐☐☐☐☐☐☐☐☐☐ 661-287-5564

News Sections

About Us

More Sections

Sports(<https://signalscv.com/sports>)

Business

Community(<https://signalscv.com/community/>)

Opinion(<https://signalscv.com/opinion/>)

Video + Podcasts(<https://signalscv.com/video/>)

Sunday Signal(<https://signalscv.com/sunday/>)

Subscribe to Print(<https://signalscv.com/subscribe/>)

Contact Us(<https://signalscv.com/contact/>)

Advertise(<https://signalscv.com/advertise/>)

Classified Ads(<https://classifieds.signalscv.com>)

Event Calendar(<https://signalscv.com/calendar>)

Obituaries(<https://www.legacy.com/obituaries/signalscv/>)

(<https://facebook.com/signalscv/>)

(<https://twitter.com/signalscv>)

(<https://instagram.com/signalscv>)

(<https://www.youtube.com/user/studiosantaclearita>)

© 2020 The Santa Clarita Valley Signal. The Signal is property of Paladin Multi-Media Group, Inc.



KITCHEN

FASHION

PARENTING

DECOR

SHOP

ABOUT

PRESS



ABOUT ME



Hey Peeps!

I'm Miranda, and I'm formerly lots of things (I sold dumpsters, fro-yo, and car parts to name a few), but most recently I was a cakery owner of Got What It Cakes. I'm a mom of two daughters whom I call my "minis,"

KITCHEN

FASHION

PARENTING

DECOR

SHOP

ABOUT

PRESS



Every year, there seems to be the newest, clever dessert “thing” around the holidays, and this year THE THING is hot chocolate bombs! I’ve seen them all over social media, and I thought to myself, ‘I can make those!’

I Don’t Drink Coffee, Or Hot Tea Typically, So When I Want A Hot Drink, Hot Cocoa Is *It!*

And listen, these hot chocolate bombs I’m seeing everywhere are *really* cute! I absolutely LOVE them!

BUT,



I understand that the average person doesn’t have a sphere acrylic or silicone mold lying around, or know how to temper chocolate to 90 degrees, etc. AND it turns out that even if you DO want to use a proper mold, you can’t find one! So I sought out to create my bombs with things you probably have in your kitchen already (or at the very least can be purchased at the grocery store/Walmart)!

I had some trial and error (as per usual), but I finally made it work, so yall don’t have to guess as much as I did!

he’s even in my phone under that name). Most days you can find me oversharing about my insane life on my InstaStories, in a segment I call “carpool confessions.” Follow along as I decide what to be when I grow up, while I navigate my other love, the queen city of Charlotte! I also tend to go by “Mayor Miranda,” and am awaiting my key to the city :) [Read More](#)

xo, Miranda

FOLLOW & LIKE



**SUBSCRIBE
TO MY
MAILING
LIST!**

*Get the news right in
your inbox!*



☐ By checking this, you agree to our

CATEGORIES

Beauty	7
Decor	25
Fashion	15
Featured	11
Gift Guides	6
In The Kitchen	33
Parenting	43
Shop	36
Things To Do	24
Tips	22



Here are the things you'll need:

- Mini cupcake pan
- Mini cupcake liners
- Melting chocolate (I prefer Bakers dipping chocolate but CandiQuik works too)
- Hershey's cocoa
- Sugar
- Salt
- Milk
- Candy canes (crushed and whole)
- Mini Marshmallows

LATEST POSTS

KITCHEN

FASHION

PARENTING

DECOR

SHOP

ABOUT

PRESS



**Whitewash A
Brick Fireplace
With 2 Products
In 2 Hours**

August 30, 2021

**Our Cross-
Country
American Road
Trip**

July 19, 2021



You'll want to start by melting the chocolate according to the package instructions, stirring with a spoon as you go. Once melted, take a spoonful of it, and put it into the mini cupcake liner, and swirl it around the liner, making sure to get all around the sides. This may be hard at first, but you'll get the hang of it!

Then put the chocolate-filled cups into the cupcake pan, and repeat the process for as many bombs as you want to make (you'll need two per bomb)! Then pop the tray into the fridge to harden the chocolate. I'd say give them an hour in there if you can!

INSTAGRAM

Instagram did not return a 200.

Follow @mirandainclt

TWITTER FEED

Miranda Miller @MirandaMiller
THE GOAT

<https://twitter.com/loba>

KITCHEN

FASHION

PARENTING

DECOR

SHOP

ABOUT

PRESS



You can see some of my failed attempts next to these!



While they chill, prepare the hot chocolate mix. Of course, you could always buy the pre-made mix with the tiny marshmallows and put them in your bombs! But I opted to make my own....I was making five bombs, so I did:



2 tablespoons of cocoa, 2 tablespoons of sugar, and a dash of salt and whisked that together in a bowl. Then I gathered my “toppings,” starting with my bag of mini marshmallows. Next, I put a candy cane in a plastic bag, closed it, and crushed it with a tart tool, but use anything that does the trick!

KITCHEN

FASHION

PARENTING

DECOR

SHOP

ABOUT

PRESS



Once they're completely hard and super cold, bring them out of the fridge, and peel the liner off of the chocolate. I

found the best way, was to hold the bottom of the chocolate with your pointer and thumb, like a pinch, and

then peel off the sides. Then you're just left with the bottom and you can peel that off easily! Yes, they look

like hollow Reese's cups 😊

KITCHEN

FASHION

PARENTING

DECOR

SHOP

ABOUT

PRESS



Now, you have your bomb halves, your mix, and your toppings ready to go!

To put them together, take one half and fill it with two teaspoons of your hot chocolate mixture, some crushed candy canes, and a few mini marshmallows. Then take the other half, and use a lighter for two seconds to melt the rim ever so slightly, and “glue” it to the filled bottom half!

KITCHEN

FASHION

PARENTING

DECOR

SHOP

ABOUT

PRESS



You can pop the finished bombs back in the fridge to harden once again, which should only take a few minutes. While that happens, heat your milk (I use 1-1 1/2 cups of milk per bomb) your preferred way...use a steamer, microwave, or stovetop!

Now for the fun part! Put a bomb in your mug, and VERY SLOWLY pour the hot milk over it. You'll see it start to melt a hole in the top, and all of the toppings will float to the top! Use a candy cane or pirouette to stir, and ENJOY! You MUST let your kiddos pour the milk in...even mine thought it was cool! 😊

KITCHEN

FASHION

PARENTING

DECOR

SHOP

ABOUT

PRESS



You can make as many bombs as you want, and keep them in the fridge until you're ready to use them! And of course, you can put whatever you want in them...I'm a big fan of chopped andes mints and mini chocolate chips too! These are so fun, and hopefully you have what you need to make them! If not, I've round up everything from Walmart for ya, and you can have them shipped to you, or do store pickup!

[Mini cupcake pan](#)

[Mini cupcake liners](#)

Melting chocolate (I prefer [Bakers dipping chocolate](#) but CandiQuik works too)

[Hershey's cocoa](#)

[Sugar](#)

[Salt](#)

[Milk](#)

KITCHEN

FASHION

PARENTING

DECOR

SHOP

ABOUT

PRESS



I struggled to get my videos to upload to this post, so head to [my Instagram](#) and watch them on my stories, and in the “hot choc bomb” highlight bubble, which I’ll link [HERE!](#)

I’ve also rounded up some cute mugs for you, or someone you love! Who doesn’t need another mug?! 😊

This Grinch one is funny, and on brand for 2020...



Okay, now where are my Hallmark movie lovers?!

And last, but absolutely my favorite! If you’re a Vacation lover like me, you need this!

KITCHEN

FASHION

PARENTING

DECOR

SHOP

ABOUT

PRESS



Enjoy your cup by the tree! **BOTTOMS UP!**



Pin this image to save for later...

KITCHEN

FASHION

PARENTING

DECOR

SHOP

ABOUT

PRESS



You can pin this one too...

KITCHEN

FASHION

PARENTING

DECOR

SHOP

ABOUT

PRESS



HAPPY HOLIDAYS, FRIENDS!

♡ 34

👁 5546 Views

#christmas

#cocoa

#holiday #hot

chocolate



MIRANDAINCHARLOTTE@GMAIL.COM

All posts

KITCHEN

FASHION

PARENTING

DECOR

SHOP

ABOUT

PRESS



If You Aren't A
Camper, Be A
Glamper!

Cutest, Yummiest
& Easiest
Valentine's Day
Sugar Cookies

Chocolate
Covered
Strawberries,
Easter Style!



← **Previous Article**

*gift guide 2020:
sephora haul*

Next Article →

*Cutest, yummiest
& Easiest
Valentine's Day
Sugar Cookies*

Robin

December 5, 2020 At 1:05 Am

You are such a genius. Thank you for doing
this!! The people were begging lol

mirandaincharlotte@gmail.com

December 5, 2020 At 5:06 Pm

always trying to find an easier way for us!

xo

KITCHEN

FASHION

PARENTING

DECOR

SHOP

ABOUT

PRESS



Erin

December 5, 2020 At 1:17 Am

So creative Miranda!!! Looking forward to trying it 🤔

mirandaincharlotte@gmail.com*December 5, 2020 At 5:06 Pm*

thank you! can't wait to see what you create!



Briana Gibbs*December 5, 2020 At 4:08 Am*

Can't wait to try this! Thank you

mirandaincharlotte@gmail.com*December 5, 2020 At 5:05 Pm*

let me know when you do!!!

Susan Hendricks*December 5, 2020 At 4:18 Am*

Great ideas!! Can't wait to try!

mirandaincharlotte@gmail.com*December 5, 2020 At 5:05 Pm*

KITCHEN

FASHION

PARENTING

DECOR

SHOP

ABOUT

PRESS



Natalie*December 5, 2020 At 8:14 Am*

This is amazing Miranda I'm so excited to try it.

mirandaincharlotte@gmail.com*December 5, 2020 At 5:05 Pm*

thank you, friend! can't wait to see what you make! xoxo



Ananda*December 5, 2020 At 5:07 Pm*

I don't the exact right ingredients, but we are going to try with what we've got. Thank you so much for sharing!

mirandaincharlotte@gmail.com*December 5, 2020 At 5:16 Pm*

okay! keep me posted!

Kayla I.*December 5, 2020 At 6:15 Pm*

Great idea and tips!!

KITCHEN

FASHION

PARENTING

DECOR

SHOP

ABOUT

PRESS

**mirandaincharlotte@gmail.com***December 6, 2020 At 2:44 Am*

enjoy making them!!

Logan*December 5, 2020 At 7:14 Pm*

Look at you go! Thank you for this!! I have wanted to make them, but good luck finding a silicone mold! Now I can!! Thank you!! So cool!

**mirandaincharlotte@gmail.com***December 6, 2020 At 2:44 Am*

yes! I didn't realize the molds were impossible to find until now! luckily, I gotchu! lol!

ABOUT ME

SEARCH THE BLOG

LATEST POSTS

Miranda In Charlotte

I'm Miranda, and I'm formerly lots of things (I sold dumpsters, fro-yo, and

POPULAR TOPICS



How To Whitewash A Brick Fireplace With 2 Products In 2 Hours

August 30, 2021

Our Cross-

KITCHEN

FASHION

PARENTING

DECOR



SHOP

ABOUT

PRESS

cakery owner of Got What It

Cakes. I'm a mom of two

daughters who I call my

"minis," and the wife to

Joshua, who I call "Stud"

(yes, he's even in my phone

under that name). Most

days you can find me

oversharing about my

insane life on my

InstaStories, in a segment I

call "carpool confessions."

Follow along as I decide

what to be when I grow up,

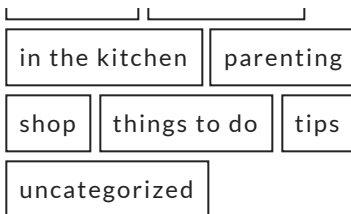
while I navigate my other

love, the queen city of

Charlotte! I also tend to go

by "Mayor Miranda," and am

awaiting my key to the city

;) [Read More](#)xo, *Miranda*

SUBSCRIBE TO MY MAILING LIST

Get the news first!!!

FIRST NAME

LAST NAME

SUBSCRIBE!

In Follow @mirandainclt a.

FACEBOOK

INSTAGRAM

TWITTER

PINTEREST

YOUTUBE

EMAIL

KITCHEN

FASHION

PARENTING

DECOR

SHOP

ABOUT

PRESS



Pickup & delivery

Walmart.com



Search Walmart.com




Free shipping with no order minimum required. Restrictions apply.

Try it free



1 of 7

 [Report incorrect product information](#)

Upromax

LARGE 10cm 4 inch Chocolate Ball Mould / Mold 100mm Chocolate Sphere Chocolate Bomb Chocolate

★★★★★ (2.0) [1 ratings](#)

[1 comment](#)


\$9.99

Qty:


1

▼


Add to cart

 **Free delivery**

Arrives by Friday, Sep 17

 Pickup not available

Feedback



null

[More delivery & pickup options](#)

 [Add to list](#)

 [Add to registry](#)

Customers also considered

Customers also viewed these products



About This Item

We aim to show you accurate product information. Manufacturers, suppliers and others provide what you see here, and we have not verified it. [See our disclaimer](#)

The “Chocolate Ball” has returned and it got a much lighter face lift. The “White Chocolate Ball” is drizzled with hot rum caramel, the veil is broken, and the crown jewel is revealed! Caramelized bananas, crispy pound cake, French vanilla ice cream, and that sultry hot rum caramel. Make irresistible chocolates like a professional chocolatier using these specially designed acrylic moulds. Size: (100mm)**The White Chocolate Ball**

1.Start off by melting 2/3 cup of white chocolate chips, using the double broiler method. Gently mix the chocolate as it slowly melts to ensure all of the solids liquify. Do not exceed 120°F.

2.Once the chocolate is thoroughly melted, remove it from the stove and mix in 1/3 cup white chocolate chips to cool the mixture. Gently stir in the chocolate chips until the mixture is smooth and approximately 88°F.

3.Once the chocolate is tempered to 88°F, add a few table spoons of the melted white chocolate to your chocolate mold. Close the mold and gently rotate the sphere until all sections of the mold are coated. Then allow it to cool in the fridge for 30 minutes. Flip every 2-3 minutes to ensure is cools evenly.

4.While that cools, cut a banana in half length-wise and then diagonally across into smaller pieces. Heat up a few pads of butter in a non-stick saute pan on high, and toss in the banana pieces along with a thin slice of pound cake. Caramelize the ingredients until they are gold brown on all sides.

5.Once the pound cake is golden and crisped, remove it from the pan.

Deglaze the pan with 1/2 cup dark rum. Add 1/2 cup brown sugar and a pinch of salt. Cook the bananas for another 2 minutes on high heat, and then remove from heat and set aside until you are ready to plate.

6.If the chocolate has had enough time to set, remove it from the fridge and gently remove it from the mold (be careful not to over handle the ball with your hands or it may melt). To hollow out one end of the white chocolate ball, heat the bottom end of a pyrex bowl and set the ball over the mold and allow the bottom to melt out. You may need to heat the pyrex a couple of times, but it's important to take your time with this fragile dessert.

7.Once the ball is ready to use and the bottom is hollowed out, begin plating the crisped pound cake. Top that with the



9/8/2021

LARGE 10cm 4 inch Chocolate Ball Mould / Mold 100mm Chocolate Sphere Chocolate Bomb Chocolate - Walmart.com - Walmart.com

caramelized rum bananas and a small scoop of your favorite ice cream. I'm using a classic vanilla bean. Carefully top the dessert with the chocolate ball.

8.Lastly, drizzle the remaining hot rum syrup over the chocolate ball, watch as your dessert as is revealed, and dig into this sultry treat Acrylic

Specifications

Material	Acrylic
Nonstick	Y
Brand	Upromax
Product Name	LARGE 10cm 4 inch Chocolate Ball Mould / Mold 100mm Chocolate Sphere Chocolate Bomb Chocolate

Customer Comments

What others said when purchasing this item

Price

Sherry, purchased on November 22, 2020

Report

Customer reviews & ratings

2.0

★★★★★

1 ratings

5 stars

0

4 stars

0

3 stars

0

2 stars

1

Feedback



null

1 star

0

See all reviews


Write a review

★★★★★ **Product needs improvement.**

November 11, 2020 | **Verified purchase**

I like the product. But it cracked after the second ball and the crack continued and a hole developed.

See more

 User
uploaded
thumbnail,1
of 1


Cindy

Helpful? [Yes \(0\)](#) [No \(0\)](#) | [Report](#)

Customer Q&A

Get specific details about this product from customers who own it.

Ask a question



Policies & Plans

Pricing policy

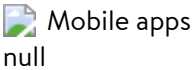
Pricing policy

About our prices

We're committed to providing low prices every day, on everything. So if you find a current lower price from an online retailer on an identical, in-stock product, tell us and we'll match it. See more details at [Online Price Match](#).

Enter email for weekly newsletter.

Sign up



Walmart Services

Grocery Pickup & Delivery

Get to Know Us

Store Directory

Privacy & Security

CA Privacy Rights

Do Not Sell My Personal Information

Request My Personal Information

Customer Service

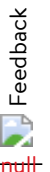
Terms of Use

Shop Our Brands



© 2021 Walmart. All Rights Reserved.

To ensure we are able to help you as best we can, please include your reference number: ZGXXQLMHVF



null



Bells Rose Chocolates
★★★★☆ (176)





or 4 interest-free payments of \$1.25 with **Klarna.** ⓘ

- \$3.50 shipping
- \$0.99 for each additional item

This product is currently unavailable, but we can notify you when it's back in stock.

NOTIFY ME

17%
YOU SAVE

0:00:00
TIME LEFT

Expired

PRODUCT DETAILS

- Belgian Chocolate
- Filled with Gourmet Hot Chocolate
- Melt with Hot Milk
- Creamy Hot Chocolate

Related Products





\$8⁹⁹

Sandwich Cut and Seal | B2G1 Free
Free shipping



\$9⁹⁹

Refrigerator Storage
Free shipping

PRODUCT DESCRIPTION

If you love Hot Chocolate, you will love our Hot Chocolate Bombs. They are made with authentic Belgian chocolate and filled with gourmet hot cocoa powder. Heat your milk and pour it over your hot chocolate bomb and watch it melt into a delicious cup of hot chocolate.

[READ MORE](#)

SHIPPING

\$3.50 for the first item and \$0.99 for each additional item. US only. Ships no later than Fri, Oct 1.

FINE PRINT

Cannot Accept Returns Due to Perishable Food.

Best Sellers In Kids



JANE



\$4⁹⁹

Summer Face Masks | B1G1 Free
Free shipping



\$19⁹⁹

Kids Peanuts Ha
Free shipping

RATINGS & REVIEWS



Hot Chocolate Bomb
★ ★ ★ ★ ★ 1.8 (4 reviews)

5 star	0
4 star	1
3 star	0
2 star	0
1 star	3

Filter by:
All Reviews

Kim

★★★★★

Dec 30, 2020

EXHIBIT C

Etsy



Search for anything



Sign in



KittysGiftShop

7,889 sales | ★★★★★

3, Hot Cocoa Bomb, Gift Set, Fast Shipping, Makes a perfect gift, Hot Cocoa Bomb Set

\$15.00



In stock

Outer Shell

Select an option

Add Flavor

Select an option

Quantity

1

Add to cart



Arrives by Sep 14-17 if you order today.

Highlights



Handmade




Description

Learn more about this item

Shipping and return policies

Estimated arrival

Sep 14-17



Sep 8 Sep 9-10 Sep 14-17

Order placedOrder shipsDelivered!

Ships from Cross Hill, SC

Returns & exchanges

Not accepted

But please contact me if you have problems with your order

Get shipping cost

View shop policies

FAQs

Meet your sellers



Kitty Klaws

Owner of [KittysGiftShop](#)

Message Kitty

This seller usually responds within a few hours.

743 shop reviews



Sort by: Recommended ▼



Buyers are raving! Multiple people gave 5-star reviews to this shop in the past 7 days.



Tiffany Mar 7, 2021



First time I ordered food from Etsy. The bomb was huge! It was well packaged. I combined it with steamed milk & it was delicious. I highly recommend their bombs & will definitely be purchasing some more bombs in the future.

Purchased item:



[JUMBO Hot Cocoa Bomb, Nut Flavors, Hot chocolate bomb](#)

Helpful?



Patrick Richartz Mar 5, 2021



i originally got some of these bombs as a christmas gift, and quickly found myself in kitty's shopping order more for me, and some to give out as gifts. the bombs i kept for myself were delicious, and the bombs given out as gifts were well received! i will definitely be ordering mor...

Purchased item:



[Hot Cocoa Bomb, 72 Flavors, Fast Shipping, Makes a perfect gift](#)

Helpful?



Jonjulie Ponder Feb 25, 2021



They were delicious. My son will not eat or drink any chocolate so I did the white chocolate with sugar cookie flavor on the inside and he LOVED IT! It was quite yummy!

Purchased item:



[Hot Cocoa Bomb, 44 Flavors, Fast Shipping, Makes a perfect gift](#)

Helpful?



Katie Anderson May 18, 2021



I would give 10 stars if that was an option!! By far the BEST seller I have bought from on here!!! And I highly highly recommend!! If you want a hot chocolate bomb this who you should buy from!! They are amazing, both the seller and the bombs! I did not get a picture though, I literall...

Purchased item:



[Hot Cocoa Bomb, 44 Flavors, Fast Shipping, Makes a perfect gift](#)

Helpful?

Photos from reviews



More from this shop

[See more](#)

Hot Chocolate Bomb, Fast Shipping, Makes a perfect gift
KittysGiftShop
\$6.00



Hot Cocoa Bomb, Fast Shipping, Makes a perfect gift
KittysGiftShop
\$6.00



Hot Cocoa Bomb, ICE PACK, Fast Shipping, Makes a perfect gift
KittysGiftShop
\$2.00 FREE shipping



Coffee Bomb, Fast Shipping, Makes a perfect gift, Hot Chocolate bomb, hot cocoa bomb
KittysGiftShop

\$5.50



2, Hot Cocoa Pops, Hot Chocolate Pops, Hot Cocoa Sticks, Hot Cocoa Bomb, 44 Flavors, Fast Shipping, Makes a perfect gift
KittysGiftShop

\$8.00



KETO Hot Cocoa Bomb, Fast Shipping, Makes a perfect gift, Hot chocolate bomb
KittysGiftShop

\$6.00

Disclaimer: Sellers are responsible for following applicable laws and regulations and disclosing what is in their products. Etsy assumes no responsibility for the accuracy, labeling, or content of sellers' listings and products. Always read labels, warnings, directions and other information provided with the product before using or...

Explore related searches



Hot cocoa
bomb



Halloween



Hot
chocolate...



Hot
chocolate



Hot chocolate
bomb



Hot cocoa
bomb



Hot chocolate
bomb



Hot
chocolate

Explore related categories & searches

Home & Living

Food & Drink

Coffee & Tea

Hot Chocolate & Spoons

christmas

coffee bomb

flavored hot cocoa

cocoa pops

chocolate sticks

halloween gift

Listed on Sep 3, 2021

[Report this item to Etsy](#)

Yes! Send me exclusive offers, unique gift ideas, and personalized tips for shopping and selling on Etsy.

Subscribe

Etsy is powered by 100% renewable electricity.

- Shop

Gift cards

Etsy blog
- Sell

Sell on Etsy

Teams

Forums

Affiliates
- About

Etsy, Inc.

Policies

Investors

Careers

Press

Impact
- Help

Help Center

Trust and safety

Privacy settings

Download the Etsy App

Etsy




Search for anything



Sign in



Back to search results



HeavenlyCreationsByD

82 sales | ★★★★★

Ask about SPECIALS - Hot Cocoa Bombs

\$20.00

Low in stock

Quantity

1

Add to cart



Don't miss out. There's only 4 available and 2 other people have this in their cart right now.



Hooray! This item ships free to the US.

Highlights



Handmade

Description

Learn more about this item

Shipping and return policies

Estimated arrival

Sep 16-24

Sep 8

Sep 13-15

Sep 16-24

Order placed

Order ships

Delivered!

Cost to ship

Free

Deliver to United States

Ships from Branford, CT

Meet your sellers



Danielle

Owner of [HeavenlyCreationsByD](#)

Message Danielle

This seller usually responds within a few hours.

12 reviews



Reviews for this item 8

Reviews for this shop 12

Sort by: Recommended ▼



[Heather Essig reinhardt](#) Feb 17, 2021



Sent this to male and female coworkers as a thank you "you are the bomb" they loved them and Danielle was great to work with

Purchased item:



[Sale: Hot Cocoa Bombs](#)

Helpful?



[Seva L Lara](#) Feb 24, 2021



Wonderful, communicative Seller. Her hot chocolate bombs are the bomb!

Purchased item:



[Sale: Hot Cocoa Bombs](#)

Helpful?



[Robyn](#) Mar 5, 2021



I never had a hot chocolate bomb before! My order arrived today and I already tried the coconut one-- it's amazing! Can't wait to try the other 3. Will definitely be ordering again.

Purchased item:



[Hot Cocoa Bombs](#)

Helpful?



[Mary](#) Feb 27, 2021



I love the two that were completely intact the other two were broken but the package wasn't handles with care from ups.it was a week late due to weather

Purchased item:



[Sale: Hot Cocoa Bombs](#)

Helpful?

← 1 2 →

More from this shop

See more



Chocolate Covered Oreos

HeavenlyCreationsByD

\$12.00 FREE shippingAsk about SPECIALS - Chocolate covered assortment / Rice Krispie treats / pretzel rods / Oreos / Baby Shower / Bridal Shower / Party Favors
HeavenlyCreationsByD**\$35.00** FREE shipping



Sale: Caramel Chocolate Covered Apples

HeavenlyCreationsByD

\$8.95 FREE shipping

White chocolate breakable bark

HeavenlyCreationsByD

\$10.00 FREE shipping

Healthy Homemade Sugar-Free Dog Treats

HeavenlyCreationsByD

\$15.00 FREE shipping

Mother's Day Specials (see in description): Natural, Handmade Sugar Body Scrubs/Exfoliating Scrubs/Great Gifts

HeavenlyCreationsByD

\$8.95 FREE shipping

Disclaimer: Sellers are responsible for following applicable laws and regulations and disclosing what is in their products. Etsy assumes no responsibility for the accuracy, labeling, or content of sellers' listings and products. Always read labels, warnings, directions and other information provided with the product before using or consuming it. If you have questions, contact the sell...

Explore related searches



cocoa



chocolate



candies



hot cocoa

Explore related categories

Home & Living

Food & Drink

Candy

Chocolates

Listed on Sep 5, 2021

[69 favorites](#)

[Report this item to Etsy.](#)

Yes! Send me exclusive offers, unique gift ideas, and personalized tips for shopping and selling on Etsy.

Subscribe

Etsy is powered by 100% renewable electricity.

Shop **Sell** **About** **Help**

Gift cards Sell on Etsy Etsy, Inc. Help Center

Etsy blog Teams Policies Trust and safety

Forums Investors Privacy settings

Affiliates Careers

Press

Impact

Download the Etsy App



Etsy



Search for anything



Sign in



TheTopPopsShop

3,195 sales | ★★★★★

Bulk Wholesale Hot Chocolate Cocoa Bombs Wholesale Bulk

\$500.00



In stock

Pay as low as \$42/mo. **Klarna.** [See if you're prequalified](#)

Flavor

Select a flavor

Add your personalization (optional)

Add to cart



Hooray! This item ships free to the US.



Gift wrapping available. [See details](#)

Highlights



Handmade



Materials: Cocoa mixes, sprinkles, chocolate

Description

100 Cocoa Bombs

Individually Wrapped

Drop Shipping Available

Free Shipping

Shipping and return policies

Estimated arrival

Sep 18-30



Sep 8



Sep 15-22



Sep 18-30

Order placedOrder shipsDelivered!

Returns & exchanges

Accepted

Exceptions may apply

Get shipping cost

Ships from Cincinnati, OH

[View shop policies](#)

FAQs

Meet your sellers



Top Pops Shop
Owner of [TheTopPopsShop](#)

Message Top Pops Shop

This seller usually responds **within a few hours**.

446 shop reviews



Sort by: Recommended ▼



Buyers are raving! Multiple people gave 5-star reviews to this shop in the past 7 days.



Hein May 28, 2021



These creamer bombs are really the best! They are beautifully made and add a delicious treat to my coffee. I got two assorted sets, one as a gift and one for me; and we were both amazingly satisfied! The shipping was also great. I was worried some of the balls might crack during...



Purchased item:



Coffee Creamer Bomb 9 Pack

Helpful?



chirp10 May 30, 2021



Everything about this order was perfect. From the communication to the adjustment of the delivery date -- PERFECTION. The drink dazzlers themselves were amazing. Our party loved adding them to wine, champagne and sprite. They tasted amazing and made the drinks look...

Purchased item:



Cotton Candy Glitter Drink Dazzlers

1 Helpful



Jennifer Kelly Aug 8, 2021



This could not have been more perfect! My son was having a destination birthday at the shore with a video game theme. I was worried if the travel to our home then to a beach house in the height of a hot summer would damage it. But the packaging was so protective not to mention..



Purchased item:



[Gold Chocolate Video Game Controller Birthday Piñata Filled with the Candy of Your Choice FREE SHIPPING](#)

Helpful?



[faninnc](#) Jun 23, 2021



This is the second hot chocolate bomb and mug set I've bought as presents, and they both were very well received. I love that I can give an experience and the receiver also has the mug to re-use and enjoy over and over.

Purchased item:



[Hot Chocolate Bomb & Mug Gift Set Free Shipping Makes for the Ultimate Gift](#)

Helpful?

← 1 2 ... 112 →

Photos from reviews



More from this shop

[See more](#)



Cookies Cream Hot Chocolate Cocoa Bombs
TheTopPopsShop

\$54.00 FREE shipping



Fall Lovers Hot Chocolate Cocoa Bomb 6 Pack
TheTopPopsShop

\$54.00 FREE shipping



Cocoa Bomb Assortment 6 Pack FREE SHIPPING
TheTopPopsShop

\$54.00 FREE shipping



Salted Caramel Hot Chocolate Cocoa Bomb
TheTopPopsShop

\$9.00

Free shipping eligible



Back to School Hot Chocolate Cocoa Bomb Lovers Assortment
TheTopPopsShop


\$54.00 FREE shipping



Hot Chocolate Cocoa Orb with Glass Mug Gift Set
TheTopPopsShop

\$24.00 FREE shipping

You may also like

including Ads 

See more

Hot chocolate bombs wholesale bulk



Hot cocoa bombs wholesale bulk
MandPChocolates


\$375.00 FREE shipping

Hot Chocolate Bombs

Jolissweets

\$45.00

Hot chocolate bombs wholesale bulk



Hot cocoa bombs wholesale bulk
MandPChocolates

\$375.00 FREE shipping

Halloween Chocolate Bombs/ Trick or Treat/ Halloween Themed Cocoa Bombs

SugarButtShop

\$8.50

Free shipping eligible

Themed hot chocolate bombs

BakeByD

\$55.00 FREE shipping

Hot chocolate bombs-See All 14 Varieties!

BigBearChocolates

\$6.89

Vegan Hot Chocolate cocoa bombs Halloween ghost frankenstein

NatMariesVeganTreats

\$28.00



Fabulous Fall Hot Cocoa Bombs

Ad by SugarSpiceAndShop

\$9.99

Free shipping eligible



Set of Two Delicious Jumbo Hot Chocolate Shots

Ad by LadyPinkBakes

\$10.00

Free shipping eligible



Gourmet Hot Chocolate Bombs (4 pack) for any Holiday or Occasion

Ad by LottaChocolate

\$20.00



Hot CoCo BomBs

Ad by HotCoCoByLindsey

\$3.00

Free shipping eligible





3, Hot Cocoa Bomb, Gift Set, Fast Shipping, Makes a perfect gift, Hot Cocoa Bomb Set
Ad by KittysGiftShop

\$15.00



Resealable Bag of Dehydrated Mini Marshmallows for Hot Chocolate Bombs and Coffee

Ad by SugarArtSupply

\$14.95

Disclaimer: Sellers are responsible for following applicable laws and regulations and disclosing what is in their products. Etsy assumes no responsibility for the accuracy, labeling, or content of sellers' listings and products. Always read labels, warnings, directions and other information provided with the product before using or...

Explore related searches



cocoa
bombs



holesale
fts



ot
ocolate...



ot Cocoa
ombs



holesale
ocolate



ot
ocolate



ilk
holesale



ot
ocolate...



ocoa Bomb



ot
hocolate

Explore related categories & searches

Home & Living

Food & Drink

Coffee & Tea

Hot Chocolate & Spoons

[bulk cocoa bombs](#)[bulk hot Cocoa Bombs](#)[Cocoa Bombs bulk](#)

wholesale Cocoa Bomb

Listed on Sep 5, 2021

[6 favorites](#)

[Report this item to Etsy](#)

Yes! Send me exclusive offers, unique gift ideas, and personalized tips for shopping and selling on Etsy.

Subscribe

Etsy is powered by 100% renewable electricity.

Shop**Sell****About****Help**[Gift cards](#)[Sell on Etsy](#)[Etsy, Inc.](#)[Help Center](#)[Etsy blog](#)[Teams](#)[Policies](#)[Trust and safety](#)[Forums](#)[Investors](#)[Privacy settings](#)[Affiliates](#)[Careers](#)[Press](#)[Impact](#)[Download the Etsy App](#)[United States](#) | [English \(US\)](#) | [\\$ \(USD\)](#)© 2021 Etsy, Inc. [Terms of Use](#) [Privacy](#) [Interest-based ads](#)

Etsy



Search for anything



Sign in



Similar items ?

See more



Hot Chocolate Cocoa LOVE Bomb

TheTopPopsShop

\$54.00 FREE shipping


Back to School Hot Chocolate Cocoa Bomb Lovers Assortment

TheTopPopsShop

\$54.00 FREE shipping

Happy Birthday Hot Cocoa Bomb Pack

Ad by BigBearChocolates

\$29.99

cocoa Bomb 3 Pack

Ad by BudgetdealsShop

\$34.00

Free shipping eligible





TheTopPopsShop

3,195 sales | 4.7 ★★★★★ (446 reviews)

Cocoa Bomb Assortment 6 Pack FREE SHIPPING

\$54.00



In stock

Pay in 4 installments of \$13.50. **Klarna.** [Learn more](#)

Add to cart



Arrives by Sep 13-18 if you order today.

Hooray! This item ships free to the US.



Gift wrapping available. [See details](#)

Highlights



Handmade



Materials: caramel, peanut butter, marshmallows, hot chocolate, chai, chocolate


Description


[Learn more about this item](#)


Shipping and return policies

Estimated arrival

Sep 13-18







Sep 8

Sep 9-10

Sep 13-18

Order placed

Order ships

Delivered!

Returns & exchanges

Accepted

Exceptions may apply

Get shipping cost

Ships from Cincinnati, OH

[View shop policies](#)

FAQs

Meet your sellers



Top Pops Shop
Owner of [TheTopPopsShop](#)

Message Top Pops Shop

This seller usually responds **within a few hours**.

Related searches



colate...



446 reviews



Buyers are raving! Multiple people gave 5-star reviews to this shop in the past 7 days.

Reviews for this item 124

Reviews for this shop 446

Sort by: Recommended ▼



[Rachel](#) Dec 18, 2020



First off, the shipped product is beautiful! And though it shipped so quickly from the seller, these got held up in the mail due to the current season and when I received them they were fresh and gorgeous. And they tasted amazing, best I've ever had. And I wrote a silly note for...

Purchased item:



[Cocoa Bomb Assortment 6 Pack](#)

👍 Helpful?



[Heidi Young](#) Jan 6, 2021



My coco bombs were wonderful!

Purchased item:



[Cocoa Bomb Assortment 6 Pack](#)

👍 Helpful?



[Amanda Ostberg](#) Feb 13, 2021



shipped perfect! The owner put a lot of effort so the choc. bombs don't break. Choc. bombs look to beautiful to eat. Can't wait to gift this. Owner made sure they arrived on time. Thanks so much!



Purchased item:



[Cocoa Bomb Assortment 6 Pack](#)

👍 Helpful?

← 1 2 ... 42 →

Photos from reviews



More from this shop

See more



Salted Caramel Hot Chocolate Cocoa Bomb

TheTopPopsShop

\$54.00 FREE shipping



Hot Chocolate Cocoa Bombs Halloween Fusion Sprinkle Mix 6 Hot Chocolate Cocoa Bombs Gluten Free
TheTopPopsShop

\$54.00 FREE shipping



Cookies Cream Hot Chocolate Cocoa Bombs
TheTopPopsShop

\$54.00 FREE shipping





Hot Chocolate Cocoa Orb with Glass Mug Gift Set
TheTopPopsShop

\$24.00 FREE shipping



Hot Chocolate Peanut Butter Buckeye Crate 6 Pack
TheTopPopsShop

\$54.00 FREE shipping



Strawberry Hot Chocolate Cocoa Crate 6 Pack
TheTopPopsShop

\$54.00 FREE shipping

You may also like

including Ads

See more



Fall Hot Cocoa Bombs
SweetWolfCo

\$6.50



Hot Chocolate Bombs
Jolissweets

\$45.00

Variety 6 pack hot cocoa bombs!

Variety 6 pack hot cocoa bombs!
HutyraTreats

\$28.00

Free shipping eligible



4 Pack Hot Cocoa Bombs Valentines Day Gift/Party Gift/Hot Chocolate / 4 pack

LynnsCupcakeBoutique

\$28.00

Free shipping eligible



Hot Cocoa Bomb Gift Boxes

VillageConfections

\$1.50

Free shipping eligible



Hot Cocoa Bombs - Made to Order!

SweetWolfCo

\$6.50



Bulk Wholesale Hot Chocolate Cocoa Bombs Wholesale Bulk
Ad by TheTopPopsShop

\$500.00 FREE shipping



Gourmet Hot Chocolate Bombs (4 pack) for any Holiday or Occasion
Ad by LottaChocolate

\$20.00



Hot CoCo BomBs
Ad by HotCoCoByLindsey

\$3.00


Free shipping eligible



Spooky Hot Chocolate Bombs
Ad by SugarSpiceAndShop

\$9.99

Free shipping eligible





3, Hot Cocoa Bomb, Gift Set, Fast Shipping, Makes a perfect gift, Hot Cocoa Bomb Set

Ad by KittysGiftShop

\$15.00



Set of Two Delicious Jumbo Hot Chocolate Shots

Ad by LadyPinkBakes

\$10.00

Free shipping eligible

Disclaimer: Sellers are responsible for following applicable laws and regulations and disclosing what is in their products. Etsy assumes no responsibility for the accuracy, labeling, or content of sellers' listings and products. Always read labels, warnings, directions and other information provided with the product before using or...

Explore related categories & searches

Home & Living

Food & Drink

Coffee & Tea

Hot Chocolate & Spoons

More

Listed on Aug 18, 2021

[667 favorites](#)

[Report this item to Etsy.](#)

Yes! Send me exclusive offers, unique gift ideas, and personalized tips for shopping and selling on Etsy.

Enter your email

Subscribe

Etsy is powered by 100% renewable electricity.

- Shop

Gift cards

Etsy blog
- Sell

Sell on Etsy

Teams

Forums

Affiliates
- About

Etsy, Inc.

Policies

Investors

Careers

Press

Impact
- Help

Help Center

Trust and safety

Privacy settings

Download the Etsy App



Chat with us!

Rewards

Nutrition Facts	
3 servings per container	
Serving size	1 bomb (34g)
Amount Per Serving	
Calories	140
% Daily Value*	
Total Fat 9g	12%
Saturated Fat 6g	30%
Trans Fat 0g	
Cholesterol 0mg	0%
Sodium 20mg	1%
Total Carbohydrate 25g	9%
Dietary Fiber 0g	0%
Total Sugars 23g	
Includes 20g Added Sugars	40%
Protein 2g	4%
Not a significant source of vitamins D, calcium, iron, and potassium.	
*The % Daily Value (DV) tells you how much a nutrient in a serving of food contributes to a daily diet. 2,000 calories a day is used for general nutrition advice.	

3 Pack Milk Chocolate Cocoa Bombs

\$14.99

Shipping calculated at checkout.

ADD TO CART

Buy with  amazon pay

[More payment options](#)

PRE-ORDER: SHIPS SEP 15TH

MADE 100% IN THE USA

3-Pack of luxurious Milk Chocolate Classic Cocoa Bombs™ each packed with tons of mini white marshmallows!

- Each product is made with 100% real chocolate and other specialty ingredients for an explosively-fun experience and rich flavor! Cocoa Bombs™ are the perfect twist to ordinary and BORING hot cocoa powder.

- Cocoa Bombs™ are the perfect gift for all occasions and are sure to bring a smile to adults, kids or anyone with a sweet tooth!

Directions: Carefully place bomb into a cup or mug, add 6-8 ounces of warm milk, slowly pour over the bomb, and watch the chocolate melt away with a fun marshmallow surprise! Give it a quick stir to mix in the melted chocolate and voilà!

Ingredients: Milk chocolate, mini dehydrated marshmallows.

CUSTOMER REVIEWS

Based on 2 reviews Write a review

My favorite hot chocolate!!

Tarcicio & Alondra on **Mar 02, 2021**

Our family loves this hot chocolate flavor so much! It's the perfect sweetness and the marshmallows melt in your mouth. We are excited to try additional flavors!

Report as Inappropriate

Delicious!!

Eric on **Sep 30, 2020**

These are SO GOOD! I am so glad this company is making these again this year! I bought the variety mix pack and everything arrived in time and in good shape. Will definitely be ordering again!

Report as Inappropriate



SHARE




TWEET



PIN IT

YOU MAY ALSO LIKE





3 Pack Mexican Cinnamon Cocoa Bombs

\$14.99



3 Pack Dark Chocolate Cocoa Bombs

\$14.99

Powered by 



2 Reviews

 WRITE A REVIEW

Reviews (2)

T

Torrence M. Verified Buyer



05/21/21



Great gift.

Delicious just as advertised. Fun to watch.

 Share |

Was This Review Helpful?  0  0

K

Kim J. Verified Buyer



04/20/21



Outstanding

What a wonderful gift to give and receive.

 Share |

Was This Review Helpful?  0  0

Quicklinks

Refund Policy

Shipping Policy

Privacy Policy

Terms of Service

Contact Us

Wholesale

Cocoa Bombs Updates!

Sign up for our newsletter to keep up with new products, promotions, and frequent holiday giveaways!

THE BOMBEST DEALS - EXCLUSIVELY FOR YOU!

Email address

SUBSCRIBE



© 2021, Cocoa Bombs

r
b
s
:

WORLD MARKET.

menu

Discover Something...

Home > Food & Drink > Drink >Cocoa



DIY Hot Chocolate Cocoa Bombs Kit

No Reviews SKU: 603696

\$14.99

> 4 installments of \$3.75 by

afterpay

Free Shipping On Orders \$49
[Apply Code](#)

Free Curbside Pick Up

Kennesaw : Sorry, out of stock.
We even checked the back! [Check Other Stores](#)

Ship to Home

Standard Ground [See Details](#)
09/18/21 - 09/20/21

Specifications +

Why We Love It -

This DIY hot-cocoa-bomb kit makes cozying up with your favorite holiday beverage even more special. Use the included round silicone mold and chocolate to make cocoa shells filled with fluffy marshmallows. Whether you gift the whole kit, individual homemade bombs or enjoy it all to yourself, just pour over warm milk, stir and sip the decadent sweetness.

[View Full Product Details](#)

Feedback

-

1

+

ADD TO CART

Add To Wish List Get Price Alerts

TOTAL: 24 PRODUCTS

Shipping & Pickup

Kennesaw
[Check Other Stores](#)

- ☐ Pick Up Today (15)
- ☐ Available for Store Pick Up (15)
- ☐ Ship to Home (16)

Product Type

Price

Get It Near You SEE OPTIONS

Feedback



Snowflake Marshmallow Hot Cocoa Toppers 6 Count
\$6.99

5



Tosty & Nutty Bourbon Pecan Hot Cocoa Mix Jar
\$6.99

10

New



New





AVAILABLE ONLINE ONLY
3 Pack Bear & Snowman Marshmallow Cocoa
Toppers Set Of 2
\$9.98



DIY Hot Chocolate Cocoa Bombs Kit
\$14.99



Santa & Friends Hot Cocoa Gift Set 3 Pack
\$9.99


4



Santa & Friends Dark Chocolate Hot Cocoa Mix Tin
\$6.99

6

New



Santa & Friends Salted Caramel Hot Cocoa

\$6.99



Santa & Friends Milk Chocolate Hot Cocoa Mix Tin

\$6.99

5



Feedback

Sweet & Savory French Toast Hot Cocoa Mix Jar

\$6.99

11

Chocolate Dipped Spoons 10 Pack

\$9.99

4

New



Cookie Butter Flavored Hot Cocoa Mix Jar

Santa & Friends Peppermint Hot Cocoa Mix Tin

\$6.99

\$6.99

5



New



Melville Peppermint Marshmallow Hot Cocoa
Toppers 4 Pack

\$6.99

Delightfully Decadent Raspberry Hot Cocoa Mix Jar

\$6.99

6



New



Santa & Friends Peppermint Hot Cocoa Mix Packet
Set Of 12

\$29.88

Melville Peppermint Hot Cocoa Making Spoon Set
Of 16

\$47.84



Feedback

World Market® Dark Chocolate Salted Caramel
Cocoa Mix

\$6.99

24

Droste Cocoa

\$8.99

91



New



Feedback

Guittard Cocoa Rouge Unsweetened Cocoa Powder

\$6.99

40

Moonstruck Milk Chocolate Hot Cocoa Mix

\$12.99

New



New



Moonstruck Dark Chocolate Hot Cocoa Mix

\$12.99

Moonstruck Milk Chocolate Mint Hot Cocoa Mix

\$12.99

Sale



New



AVAILABLE IN STORE ONLY

Redneck Cafe Bacon Hot Chocolate Packet

~~\$1.99~~
\$1.39

20

Hammond's Pumpkin Spice Dunking Spoon Set Of 15

\$44.85

Feedback

Showing 24 out of 24 products

Related Products



Biscoff Cookies Family Pack
Set of 10



English Tea Shop Organic
Christmas Tea Box



English Tea Shop Organic
Premium Holiday Tea Tin

These crisp, thin, caramelized Biscoff cookies from Belgium have been European favorites

[View More](#)

SHOP NOW

Packaged with a bow and ready to gift, this selection of organic silken pyramid teabags features

[View More](#)

SHOP NOW

Packaged in a red, holiday-inspired gift tin, this selection of organic tea features nine festive

[View More](#)

SHOP NOW

Related Searches

- SCOTTISH INTERNATIONAL FAVORITES FOOD DRINK
- CHOCOLATE DIPPED CANDY
- TEA TIN
- BLACK TEA TIN
- MRS DARLINGTONS LEGENDARY LEMON CURD
- PANCAKE MIX
- NYKERS GINGERSNAP TIN
- HALLMARK CHANNEL CHRISTMAS

You May Also Like

Feedback

New

New



Sweet & Savory French
Toast Hot Cocoa Mix Jar

\$6.99

AVAILABLE ONLINE ONLY

3 Pack Bear & Snowman
Marshmallow Cocoa
Toppers Set Of 2

\$9.98

DIY Hot Chocolate
Cocoa Bombs Kit

\$14.99



Etsy



Search for anything



Sign in



Similar items ?

See more



Hot Cocoa Bombs - Made to Order!
SweetWolfCo
\$6.50



Dipped Strawberries & Roses Tower (Large)
SweetWolfCo
\$65.00




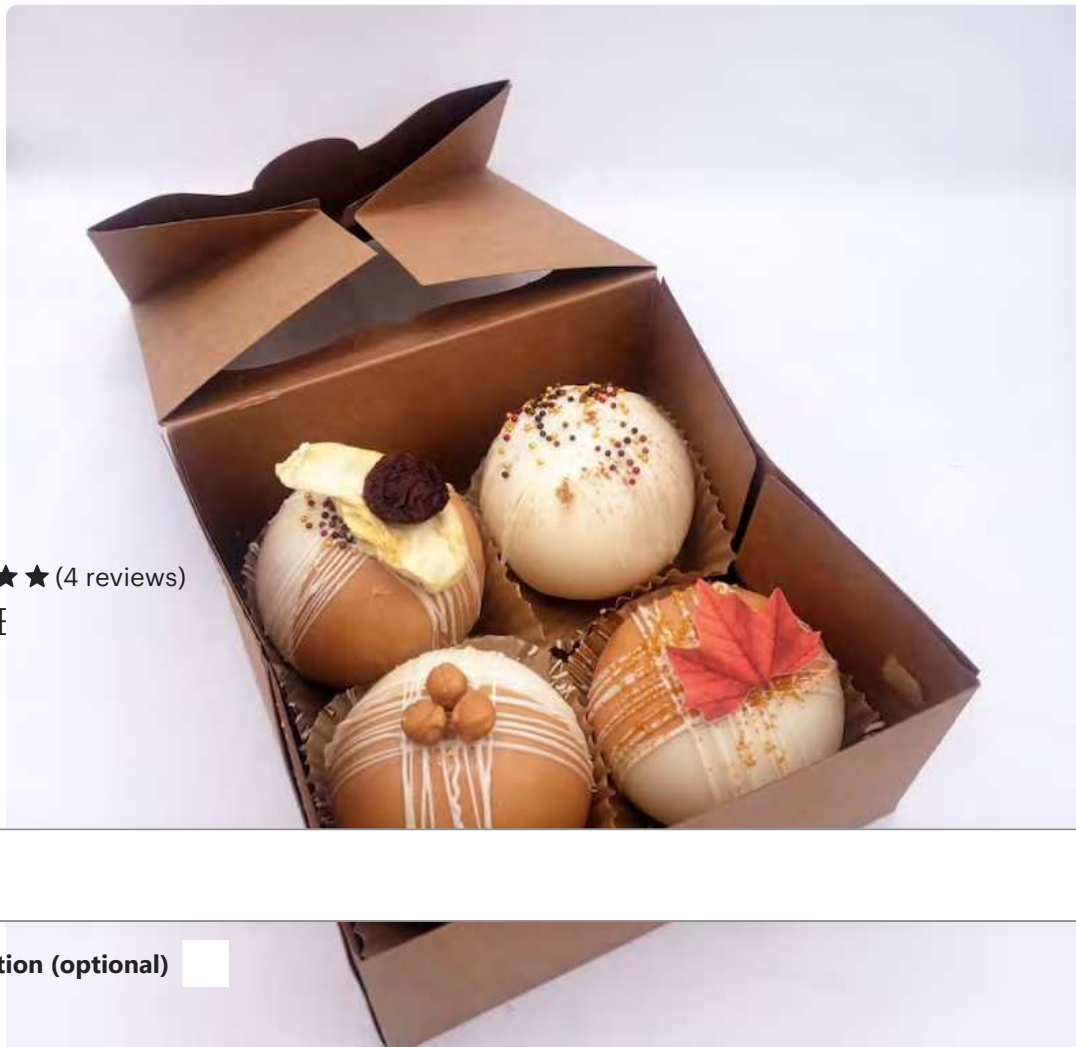
Fabulous Fall Hot Cocoa Bombs
Ad by SugarSpiceAndShop
\$9.99

Free shipping eligible



Fall Cocoa Bombs 4 Pack
Ad by EleventhHourDesserts
\$24.00





SweetWolfCo

28 sales | 5.0 ★★★★★ (4 reviews)

Fall Hot Cocoa B

\$6.50



In stock
Flavor

Select a flavor

Add your personalization (optional)

Quantity

1

Add to cart



Other people want this. Over 20 people have this in their carts right now.



Arrives by Sep 13-18 if you order today.

Highlights



Handmade


Description


[Learn more about this item](#)


Shipping and return policies

Estimated arrival

Sep 13-18







Sep 8

Sep 9-13

Sep 13-18

Order placed

Order ships

Delivered!

Ships from Copiague, NY

Returns & exchanges

Not accepted

But please contact me if you have problems with your order

Get shipping cost

[View shop policies](#)

Meet your seller



Sara Wolf

Owner of [SweetWolfCo](#)

Message Sara

This seller usually responds **within a few hours**.

Related searches



cocoa
bombs



4 shop reviews



Sort by: Recommended ▼



Buyers are raving! Multiple people gave 5-star reviews to this shop in the past 7 days.



[Kelly](#) Sep 2, 2021



These were a gift and the recipient loved them. They were delivered on time and packaged well. I would purchase again.

Purchased item:



[Hot Cocoa Bombs - Made to Order!](#)

👍 Helpful?



[Kelly](#) Sep 2, 2021



These were a gift and the recipient loved them. They arrived on time and were packaged well. I would purchase these again.

Purchased item:



[Hot Cocoa Bombs - Made to Order!](#)

👍 Helpful?



[Kelly](#) Sep 2, 2021



These were a gift and the recipient loved them. They arrived on time and were packaged well. I would order these again.

Purchased item:



[Hot Cocoa Bombs - Made to Order!](#)

👍 Helpful?

← 1 2 →

More from this shop

See more



Heart 3 Pc Mold
SweetWolfCo
\$15.00



Gourmet, Handmade Marshmallow
SweetWolfCo
\$6.95



Dipped Strawberries & Rose Towers (Small)
SweetWolfCo
\$30.00



Hot Cocoa Bombs - Made to Order!
SweetWolfCo
\$6.50




Cake Pops - Made to Order! (6 Pack)
SweetWolfCo
\$15.00



Decadent Chocolate Dipped Pretzels (6 Pack)
SweetWolfCo
\$8.00

You may also like

including Ads 

[See more](#)



Halloween/fall hot cocoa bombs
HotMessWithAGlueGun
\$7.00



Gourmet Hot Cocoa Bomb, Hot Chocolate Bombs, Halloween Chocolate Bombs, Trick or Treat
TheMugHoney

\$6.85

Free shipping eligible



Fabulous Fall Hot Cocoa Bombs
SugarSpiceAndShop

\$9.99

Free shipping eligible



11 Flavors

Hot Chocolate Bombs Hot Cocoa Bombs (4 Pack)
ThePrettyPopsCompany

\$25.00



Spooky Hot Chocolate Bombs
SugarSpiceAndShop

\$9.99

Free shipping eligible





Hot Cocoa Bombs | Size: LARGE

AllysArts7

\$5.15

Free shipping eligible



Fabulous Fall Hot Cocoa Bombs

Ad by SugarSpiceAndShop

\$9.99

Free shipping eligible



Fall Cocoa Bombs 4 Pack

Ad by EleventhHourDesserts

\$24.00



Hot CoCo BomBs

Ad by HotCoCoByLindsey

\$3.00

Free shipping eligible



Gourmet Hot Chocolate Bombs (4 pack) for any Holiday or Occasion

Ad by LottaChocolate

\$20.00



Halloween/fall hot cocoa bombs

Ad by HotMessWithAGlueGun

\$7.00



Hot Cocoa Bombs - Made to Order!

Ad by SweetWolfCo

\$6.50

Disclaimer: Sellers are responsible for following applicable laws and regulations and disclosing what is in their products. Etsy assumes no responsibility for the accuracy, labeling, or content of sellers' listings and products. Always read labels, warnings, directions and other information provided with the product before using or...

Explore related categories & searches

[Home & Living](#)[Food & Drink](#)[Coffee & Tea](#)[Hot Chocolate & Spoons](#)

More

Listed on Sep 7, 2021

[52 favorites](#)

[Report this item to Etsy](#)

Yes! Send me exclusive offers, unique gift ideas, and personalized tips for shopping and selling on Etsy.

Subscribe

Etsy is powered by 100% renewable electricity.

[Shop](#)[Sell](#)[About](#)[Help](#)[Gift cards](#)[Sell on Etsy](#)[Etsy, Inc.](#)[Help Center](#)[Etsy blog](#)[Teams](#)[Policies](#)[Trust and safety](#)[Forums](#)[Investors](#)[Privacy settings](#)[Affiliates](#)[Careers](#)[Press](#)[Impact](#)[Download the Etsy App](#)

United States | English (US) | \$ (USD)

© 2021 Etsy, Inc. [Terms of Use](#) [Privacy](#) [Interest-based ads](#)




Etsy



Search for anything



Sign in



LottaChocolate

72 sales | ★★★★★

Gourmet Hot Chocolate Bombs (4 pack) for any Holiday or Occasion

\$20.00+

In stock

Flavor

Select a flavor

Quantity

1

Add to cart



Other people want this. 10 people have this in their carts right now.

Highlights



Handmade



Materials: Chocolate, Marshmallows, Cocoa Mix, Candy, Gelatin, Dairy

Description

Learn more about this item

Shipping and return policies

Estimated arrival

Sep 17-23

Returns & exchanges

Not accepted

Get shipping cost



Sep 8



Sep 13-15



Sep 17-23

But please contact me if you have problems with your order

Order placedOrder shipsDelivered!
Ships from Longwood, FL

View shop policies

Meet your sellers



Mark L.
Owner of [LottaChocolate](#)

Message Mark

This seller usually responds **within a few hours**.

5 shop reviews



Sort by: Recommended ▼



[elixOmannig](#) Dec 24, 2020



These were amazing, my bf was so surprised and they came so fast!

Purchased item:



[Gourmet Hot Chocolate Bombs \(4 pack\) for any Holiday or Occasion](#)

Helpful?



[Megan Comtois](#) Jan 10, 2021



I gave many of these to long distance relatives for Christmas and was told they were beautifully wrapped and delicious!

Purchased item:



[Gourmet Hot Chocolate Bombs \(4 pack\) for any Holiday or Occasion](#)

Helpful?



[TERRI SIMPSON](#) Feb 14, 2021



These were soooo good! Loved them!

Purchased item:



[Four Pack Boozy Cocoa/Chocolate bombs](#)

Helpful?



[lindsmcgarr](#) Jun 22, 2021



These came quickly and look amazing! Bought them for my husband for Father's Day and he was super pleased. Only issue we had , was one had a hair in it, which my husband found while eating it and had to pull it out of his mouth ..

Purchased item:



[Crowded Candy Bars \(4\) Pack](#)

Helpful?

← 1 2 →

More from this shop

See more



Four Pack Boozy Cocoa/Chocolate bombs
LottaChocolate
\$28.00



Jameson's Irish Coffee & Chocolate Bailey's Coffee/Cocoa Bombs (boozy)
LottaChocolate
\$28.00



Very Lucky Cocoa/Coffee Bombs (sober)
LottaChocolate
\$20.00



Crowded Candy Bars (4) Pack
LottaChocolate
\$24.00



Hot lips (Sober)- Spiced chocolate and Chocolate Raspberry cocoa bombs.

LottaChocolate

\$24.00




Hot lips (Boozy)- Spiced chocolate with Fireball whiskey and Chocolate cocoa with Frangelico bombs

9/7/2021
Gourmet Hot Chocolate Bombs 4 pack for any Holiday or | Etsy
Hot Lips (Boozy) Spiced chocolate with Irish Whiskey and Chocolate Cocoa with Tangerine Bombs.
LottaChocolate

\$29.00

You may also like

including Ads 

See more



Hot Chocolate Bombs
Jolissweets
\$45.00

Fall Hot Cocoa Bombs
SweetWolfCo
\$6.50

Hot Chocolate Bombs Hot Cocoa Bombs (4 Pack)
ThePrettyPopsCompany
\$25.00



Hot Cocoa Bombs - Made to Order!
SweetWolfCo
\$6.50

Spooky Hot Chocolate Bombs
SugarSpiceAndShop
\$9.99
Free shipping eligible

Halloween/fall hot cocoa bombs
HotMessWithAGlueGun
\$7.00



Spooky Hot Chocolate Bombs
Ad by SugarSpiceAndShop
\$9.99
Free shipping eligible



Hot CoCo BomBs
Ad by HotCoCoByLindsey
\$3.00
Free shipping eligible



Bulk Wholesale Hot Chocolate Cocoa Bombs Wholesale Bulk
Ad by TheTopPopsShop

\$500.00 FREE shipping



3, Hot Cocoa Bomb, Gift Set, Fast Shipping, Makes a perfect gift, Hot Cocoa Bomb Set
Ad by KittysGiftShop

\$15.00





Halloween Chocolate Bombs/ Trick or Treat/ Halloween Themed Cocoa Bombs

Ad by SugarButtShop

\$8.50

Free shipping eligible



Set of Two Delicious Jumbo Hot Chocolate Shots

Ad by LadyPinkBakes

\$10.00

Free shipping eligible

Disclaimer: Sellers are responsible for following applicable laws and regulations and disclosing what is in their products. Etsy assumes no responsibility for the accuracy, labeling, or content of sellers' listings and products. Always read labels, warnings, directions and other information provided with the product before using or...

Explore related searches



ot
hocolate...



ot Cocoa



ourmet Hot
ocoa



ourmet
hocolate



ourmet Gift



hristmas
ift



hite
hocolate



andmade
hocolate



hocolate
ift



ot
hocolate

Explore related categories & searches

Home & Living

Food & Drink

Coffee & Tea

Hot Chocolate & Spoons

Holiday Bomb

Listed on Sep 7, 2021

[90 favorites](#)

[Report this item to Etsy](#)

Yes! Send me exclusive offers, unique gift ideas, and personalized tips for shopping and selling on Etsy.

Subscribe

Etsy is powered by 100% renewable electricity.

Shop

Sell

About

Help

Gift cardsSell on EtsyEtsy, Inc. Help Center

Etsy blog Teams Policies Trust and safety

Forums Investors Privacy settings

Affiliates Careers

Press

Impact

Download the Etsy App



United States | English (US) | \$ (USD)

© 2021 Etsy, Inc. [Terms of Use](#) [Privacy](#) [Interest-based ads](#)


Etsy



Search for anything



Sign in



SugarButtShop

2,623 sales | ★★★★★

Halloween Chocolate Bombs/ Trick or Treat/ Halloween Themed Cocoa Bombs

\$8.50+



In stock
Bomb

Select an option

Cocoa Powder

Select an option

Quantity

1

Add to cart



Other people want this. 13 people have this in their carts right now.



Arrives by Sep 14-21 if you order today.
Nice choice! Enjoy free shipping to the US when you spend \$35+ at this shop.

Add 3 items to cart

See more items

Highlights



Handmade

Description

Learn more about this item

Shipping and return policies

Estimated arrival

Sep 14-21

Sep 8

Sep 9-13

Sep 14-21

Order placedOrder shipsDelivered!

Get shipping cost

Ships from Palatine, IL

Meet your sellers



Rosie

Owner of [SugarButtShop](#)

Message Rosie

This seller usually responds **within a few hours.**

300 shop reviews



Sort by: Recommended ▼

Buyers are raving! Multiple people gave 5-star reviews to this shop in the past 7 days.



Lisa Petitti Apr 12, 2021



My son loved this! It was so cute how it was presented and packaged. We both enjoyed the taste! Before ordering, I was worried about getting it on time but the seller responded to all my questions promptly and the timing was perfect.

Purchased item:



Breakable Easter Egg/ Candy Filled Easter Egg with Wooden Mallet/ Breakable Easter Egg for Baskets


👍 **Helpful?**



Alex Hickey Feb 14, 2021



These hot chocolate bombs were delicious or as my kids say, "super duper delicious!" They took less than a week to be shipped AND delivered to make sure they arrived in time for Vday. Not only were they soooo yummy, they looked amazing, and came in super cute packaging. ...



Purchased item:



3pk set Chocolate Bomb With Marshmallows/Cocoa Bomb Valentines gift/Sleepover Fun/ Hot Chocolate

👍 **Helpful?**



Emily Apr 24, 2021



They were really quick with making the shirts and very accommodating to sizes! She also packaged all of the shirts individually and the packaging was super cute!



Purchased item:



[Bella Canvas Tshirts/ This Bachelorette Party Was Brought To You By/ Bachelorette Party Tshirt/Bridal Party Tees](#)

1 Helpful



Vanessa Sep 2, 2021



They look amazing. My co-workers will love them. Thank you so much. Sincerely Vanessa

Purchased item:



[Pumpkin Spice Cocoa Bombs/ Fall Chocolate Bombs/ PSL Bombs](#)

Helpful?

← 1 2 ... 75 →

Photos from reviews



More from this shop

See more



Fall Chocolate Bombs/ Trick or Treat/ Fall Themed Cocoa Bombs with Sprinkles

SugarButtShop

\$8.50

Free shipping eligible



Pumpkin Spice Cocoa Bombs/ Fall Chocolate Bombs/ PSL Bombs

SugarButtShop

\$8.50

Free shipping eligible



Customized Hot Chocolate Bombs for Any Occasion/ Birthday Cocoa Bombs/ Gender Reveal Cocoa Bombs
SugarButtShop

\$8.50

Free shipping eligible





Christmas Chocolate Bombs with Mini Marshmallows/ Flavored Cocoa Bombs

SugarButtShop

\$8.50

Free shipping eligible



2 Easter Egg Hot Chocolate Bombs With Marshmallows/Easter Basket gift/Easter Sunday Fun/ Hot Chocolate

SugarButtShop

\$15.00

Free shipping eligible





St. Patrick's Day Cocoa Bombs/ Lucky Charms Marshmallows Chocolate Bombs/St.Patrick's Day Celebration
SugarButtShop

\$8.50

Free shipping eligible

Disclaimer: Sellers are responsible for following applicable laws and regulations and disclosing what is in their products. Etsy assumes no responsibility for the accuracy, labeling, or content of sellers' listings and products. Always read labels, warnings, directions and other information provided with the product before using or...

Explore related searches



st
chocolate



st
chocolate...




chocolate
bombs



halloween
bombs



ick or treat



alloween



ill
hocolate...



ot
hocolate...



alloween
hocolate



ot
hocolate

Explore related categories & searches

Home & Living

Food & Drink

Coffee & Tea

Hot Chocolate & Spoons

Flavored cocoa bombs

Halloween Cocoa bomb

Halloween Choc bomb

Pumpkin choc bomb

Listed on Sep 5, 2021

[104 favorites](#)

[Report this item to Etsy](#)

Yes! Send me exclusive offers, unique gift ideas, and personalized tips for shopping and selling on Etsy.

Enter your email

Subscribe

Etsy is powered by 100% renewable electricity.

- Shop

Gift cards

Etsy blog
- Sell

Sell on Etsy

Teams

Forums

Affiliates
- About

Etsy, Inc.

Policies

Investors

Careers

Press

Impact
- Help

Help Center

Trust and safety

Privacy settings

Download the Etsy App

Etsy



Search for anything



Sign in



HotMessWithAGlueGun

474 sales | ★★★★★

Halloween/fall hot cocoa bombs

\$7.00



In stock

Primary color

Select a color

Quantity

Add to cart



Other people want this. 4 people have this in their carts right now.



Gift wrapping available

Highlights



Handmade

Description

Learn more about this item

Shipping and return policies

Estimated arrival
Sep 22-28

Returns & exchanges
Not accepted

Get shipping cost

Sep 8 Sep 14-16 Sep 22-28
Order placedOrder shipsDelivered!
Ships from Nampa, ID

But please contact me if you have problems with your order

View shop policies

Meet your sellers



haley janae

Owner of [HotMessWithAGlueGun](#)

Message haley

This seller usually responds **within a few hours**.

81 shop reviews



Sort by: Recommended ▼



[Kat Mizera](#) Dec 20, 2020



Holy guacamole, these were SOOOO good. Rich and sweet and so yummy! I need a dozen!

Purchased item:



[Gourmet cocoa bombs with marshmallows](#)

Helpful?



[Mountain Ash Skincare](#) Nov 16, 2020



4.5 stars! Super quick shipping! Super cute and realistic looking!! Good packaging! The only minor thing is it's a bit small. It fits on top, but barely. It is adorable though!

Purchased item:



[Miniature Marshmallow Mug Toppers- You Choose Style](#)

Helpful?



[Christine Curty](#) Dec 16, 2020



These were the bomb! My order shipped on time and arrived in a cute box. They looked and tasted amazing!! I would definitely order again!

Purchased item:



[Gourmet cocoa bombs with marshmallows](#)

Helpful?



[Christine Curty](#) Dec 16, 2020



These were the bomb! They looked and tasted amazing.!! My order shipped on time and arrived in a cute box! Would definitely order again.

Purchased item:



[Gourmet cocoa bombs with marshmallows](#)

Helpful?

← 1 2 ... 21 →

Photos from reviews



More from this shop

[See more](#)

DIY Cocoa Bomb Kit! Everything you need to make your own!

HotMessWithAGlueGun

\$45.00



Fall mug topper-choose style
HotMessWithAGlueGun

\$17.50 FREE shipping



Fall Rae Dunn mug topper• free shipping• fits most mugs

HotMessWithAGlueGun

\$18.50 FREE shipping



Fall mug topper-choose style •pumpkin sunflower truck marshmallow• free shipping

HotMessWithAGlueGun

\$18.00 FREE shipping




Mug topper with chocolate drizzle and cherry on top

HotMessWithAGlueGun

\$16.50 FREE shipping

You may also like

including Ads 

[See more](#)



Rae Dunn Peppermint Mocha Mug Topper

HotMessWithAGlueGun

\$16.50 FREE shipping

Fall Hot Cocoa Bombs
SweetWolfCo
\$6.50



Hot Cocoa Bombs - Made to Order!
SweetWolfCo
\$6.50

Hot Cocoa Bombs
SweetThanngz
\$6.85

Halloween cocoa bombs
BombsAwayDelights
\$7.50
Free shipping eligible



Halloween Chocolate Bombs/ Trick or Treat/ Halloween Themed Cocoa Bombs
SugarButtShop
\$8.50

Free shipping eligible

Gourmet Hot Cocoa Bomb, Hot Chocolate Bombs, Halloween Chocolate Bombs, Trick or Treat

TheMugHoney

\$6.85

Free shipping eligible



Fabulous Fall Hot Cocoa Bombs

Ad by SugarSpiceAndShop

\$9.99

Free shipping eligible



Hot Chocolate Cocoa Bomb Halloween Classic Sprinkle Single Serving Hot Chocolate Cocoa Bomb Gluten Free
Ad by TheTopPopsShop

\$9.00

Free shipping eligible



Fall Cocoa Bombs 4 Pack
Ad by EleventhHourDesserts

\$24.00



Halloween Chocolate Bombs/ Trick or Treat/ Halloween Themed Cocoa Bombs

Ad by SugarButtShop

\$8.50

Free shipping eligible



Hot Cocoa Bombs - Made to Order!

Ad by SweetWolfCo

\$6.50

Vegan Hot Chocolate cocoa bombs Halloween ghost frankenstein

Ad by NatMariesVeganTreats

\$28.00

Disclaimer: Sellers are responsible for following applicable laws and regulations and disclosing what is in their products. Etsy assumes no responsibility for the accuracy, labeling, or content of sellers' listings and products. Always read labels, warnings, directions and other information provided with the product before using or...

[Explore related searches](#)



cocoa

hot
chocolate...

halloween

hot cocoa
bomb


hot cocoa



coffee



cinnamon

hot Cocoa
barhot
chocolate

Explore related categories & searches

Home & Living**Food & Drink****Coffee & Tea****Hot Chocolate & Spoons****fall**

Listed on Sep 6, 2021

[6 favorites](#)

[Report this item to Etsy.](#)

Yes! Send me exclusive offers, unique gift ideas, and personalized tips for shopping and selling on Etsy.

Enter your email

Subscribe

Etsy is powered by 100% renewable electricity.

- Shop
- Sell
- About
- Help
- Gift cards
- Sell on Etsy
- Etsy, Inc.
- Help Center
- Etsy blog
- Teams
- Policies
- Trust and safety
- Forums
- Investors
- Privacy settings
- Affiliates
- Careers
- Press
- Impact
- Download the Etsy App

Etsy



Search for anything

[Sign in](#)

Similar items

[See more](#)

Heart Hot Chocolate Bomb | Valentine's Day Hot Chocolate Bomb | Valentine's Day Treats
ShopPersonalizeItCo

\$5.99

The Joker Inspired Starbucks Cold Cup
ShopPersonalizeItCo

\$22.99

Spooky Hot Chocolate Bombs
Ad by SugarSpiceAndShop

\$9.99

Free shipping eligible





Gourmet Hot Chocolate Bombs (4 pack) for any Holiday or Occasion
Ad by LottaChocolate
\$20.00



ShopPersonalizeItCo
216 sales | 4.4 ★★★★★ (19 reviews)
Hot Chocolate Bomb
\$5.99
✓
In stock
Quantity

1

Add to cart



Gift wrapping available

Highlights



Handmade


Description

Our hot chocolate bombs have a rich milk chocolate shell and are filled with delicious hot chocolate powder and fluffy marshmallows. Pour hot milk over your hot chocolate bomb and watch the magic happen! You'll see it create a luxury, sweet and decadent flavoured hot chocolate, as well as some chocolatey entertainment!


Shipping and return policies

Estimated arrival


Sep 20-30



Sep 8



Sep 15-22



Sep 20-30

Order placed

Order ships

Delivered!

Get shipping cost

Ships from Round Lake, IL

Meet your sellers

https://www.etsy.com/listing/887380156/hot-chocolate-bomb?gpla=1&gao=1&

3/10

EXHIBIT C cont.



Melissa

Owner of [BayAreaSweetShop](#)

Message Melissa

This seller usually responds **within a few hours**.

51 reviews



Reviews for this item 4

Reviews for this shop 51

Sort by: Recommended ▼



ktsypien Jan 29, 2021



Flavor Choices: Chocolate

Style: Birthday

Delicious!

👍 Helpful?



Anne Jan 20, 2021



Peppermint: St. Patrick's Day

Chocolate: St. Patrick's Day

Love these coco bombs so fun and tasty can't wait to get more

👍 Helpful?



Patricia Ruffin Jul 5, 2021



Flavor Choices: Peppermint

Style: Fourth of July

Beautifully decorated, and packaged securely.

👍 Helpful?

← 1 2 →

Photos from reviews



More from this shop

See more



Cakebites ~ Set of 6
BayAreaSweetShop
\$24.00



Cakesicles
BayAreaSweetShop
\$18.00



Cookies & Cakesicles
BayAreaSweetShop
\$25.00



Drumpop - Drumstick Cakepop Set of 6
BayAreaSweetShop
\$30.00



Chocolate-Dipped Chocolate Chip Cookie
BayAreaSweetShop

\$15.00



Thank You Nurse - Breakable Heart Gift Set
BayAreaSweetShop

\$55.00

Disclaimer: Sellers are responsible for following applicable laws and regulations and disclosing what is in their products. Etsy assumes no responsibility for the accuracy, labeling, or content of sellers' listings and products. Always read labels, warnings, directions and other information provided with the product before using or...

Explore related categories & searches

Home & Living

Food & Drink

Coffee & Tea

Hot Chocolate & Spoons

cocoa bombs

chocolate

holidays

gifts

treats

hot chocolate

Hot Chocolate

Listed on Jun 23, 2021

[10 favorites](#)

[Report this item to Etsy.](#)

Yes! Send me exclusive offers, unique gift ideas, and personalized tips for shopping and selling on Etsy.

Enter your email

Subscribe

Etsy is powered by 100% renewable electricity.

Shop

Sell

About

Help

Gift cards Sell on Etsy Etsy, Inc. Help Center

Etsy blog Teams Policies Trust and safety

Forums Investors Privacy settings

[Affiliates](#) [Careers](#)
[Press](#)
[Impact](#)

[Download the Etsy App](#)



[United States](#) | [English \(US\)](#) | [\\$ \(USD\)](#)

© 2021 Etsy, Inc. [Terms of Use](#) [Privacy](#) [Interest-based ads](#)

Etsy

≡

Search for anything

🔍

Sign in



Similar items

See more



Hot Cocoa Bombs set of 4
StaceysHotChocShop
\$35.00 FREE shipping



Hot cocoa bombs set of 4
StaceysHotChocShop
\$35.00 FREE shipping



Ask about SPECIALS - Hot Cocoa Bombs
Ad by HeavenlyCreationsByD
\$20.00 FREE shipping



Set of SNOWMEN Large Hot Chocolate Bombs, Chocolate Bombs, Cocoa Bombs with Marshmallows, Hot Cocoa bombs for Kids, Hot Chocolate Bomb Ad by ChocolatesUnlimited

\$16.00 FREE shipping





StaceysHotChocShop
63 sales | 4.8 ★★★★★ (16 reviews)

Hot cocoa bombs set of 4

\$35.00

✓
In stock
Primary color

Select a color

Add your personalization

Feel free to message me if you'd like to include a card and message. Or if there is specific things you would like on the cocoa bombs

256

Add to cart



Arrives by Sep 13-20 if you order today.
Hooray! This item ships free to the US.

Highlights

👉
Handmade

Description

Hot Cocoa Bombs are a new delicious trend. I offer Vanilla, Dark chocolate , Cake batter , Andes Mint Chocolate and Milk Chocolate flavors. They can be purchased in individual solo packaging or in a box of 4. The contents are Hot Cocoa powder with marshmallows. The color themes for the decorative part are: brown, green, purple, , orange, white, pink, teal, blue, yellow, and red. They are super delicious when dissolved in hot milk.

Shipping and return policies

Estimated arrival

Sep 13-20

👉

Sep 8

Order placed

Cost to ship

Free

🚚

Sep 9-13

Order ships

Deliver to United States

📦

Sep 13-20

Delivered!

Ships from Lodi, CA

Meet your seller



Stacey

Owner of [StaceysHotChocShop](#)

[Message Stacey](#)

This seller usually responds within a few hours.

16 shop reviews



Sort by: Recommended ▼



[Jocelyn Wu](#) Apr 24, 2021



I bought these for my bf's nieces and nephews. The chocolates showed up well package, super fast. The kids loves it ! My boyfriend's family said they had many chocolate bombs before but these are the best ! I ordered multiple different flavors all the kids loves it and all the adults were fighting their kids to try it! The lady bug design is such a big hit !...

Purchased item:



[Mother's Day/Spring edition cocoa bombs pack of 4](#)

👍 Helpful?



[jenny hernandez](#) Mar 23, 2021



Loved the product and excellent customer service. My daughter loved them all the from California to Atlanta took 2 days to arrive yeah.

Purchased item:



[St. Patrick's Day Hot Cocoa Bombs](#)

👍 Helpful?



[Elaina Tkaczenco](#) Mar 15, 2021



Stacey was so quick with the shipping of the hot cocoa bombs! They came out so well. I also asked if she could add a card and she made it so beautiful! I definitely will be ordering again!

Purchased item:



[Hot Cocoa Bombs set of 4](#)

👍 Helpful?

← 1 2 ... 6 →

Photos from reviews



More from this shop

See more



4 pack of hot cocoa bombs
StaceysHotChocShop
\$35.00 FREE shipping



Hot cocoa bombs set of 4
StaceysHotChocShop
\$35.00 FREE shipping



Sports Themed Hot Cocoa Bombs set of 4
StaceysHotChocShop
\$35.00 FREE shipping



Hot cocoa bombs set of 4
StaceysHotChocShop
\$35.00 FREE shipping



Hot cocoa bombs set of 4
StaceysHotChocShop
\$35.00 FREE shipping



Unicorn galaxy hot cocoa bombs 4 count
StaceysHotChocShop
\$35.00 FREE shipping

Disclaimer: Sellers are responsible for following applicable laws and regulations and disclosing what is in their products. Etsy assumes no responsibility for the accuracy, labeling, or content of sellers' listings and products. Always read labels, warnings, directions and other information provided with the product before using or consuming it. If you have questions, contact the seller by sending a Message. See...

Explore related categories & searches

Home & Living

Food & Drink

Candy

Chocolates

Listed on Jun 10, 2021

[4 favorites](#)

[Report this item to Etsy.](#)

Yes! Send me exclusive offers, unique gift ideas, and personalized tips for shopping and selling on Etsy.

Enter your email

Subscribe

Etsy is powered by 100% renewable electricity.

Shop

Sell

About

Help

Gift cards
Etsy blog
Teams
Forums
Affiliates
Sell on Etsy
Etsy, Inc.
Policies
Investors
Careers
Press
Impact
Help Center
Trust and safety
Privacy settings

Download the Etsy App

United States | **English (US)** | **\$ (USD)** © 2021 Etsy, Inc. [Terms of Use](#) [Privacy](#) [Interest-based ads](#)

Etsy



Search for anything



Sign in



Similar items ?

See more

Small Hot Cocoa Bombs 4-100 pack
ScrumptiousgoodiesCo**\$10.00**

Free shipping eligible

Strawberry Crunch Cupcakes (6-48 Pack) (Local Delivery Only)
ScrumptiousgoodiesCo**\$20.00**

Free shipping eligible

Ask about SPECIALS - Hot Cocoa Bombs
Ad by HeavenlyCreationsByD**\$20.00** FREE shipping



Skull Shaped Hot Cocoa Chocolate Bombs Single Ball - Variety Pack Over 30 flavors - Birthday Christmas Thanksgiving Halloween Party Gift
Ad by SimplyKraftsy

\$7.00

Free shipping eligible





ScrumptiousgoodiesCo

27 sales | 4.9 ★★★★★ (8 reviews)

Large Hot Cocoa Bombs 4-100 Pack

\$20.00+



In stock

Size

Select a size

Flavor

Select a flavor

Add your personalization (optional)

Add to cart



Arrives by Sep 13-21 if you order today.

Nice choice! Enjoy free shipping to the US when you spend \$35+ at this shop.

Add both to cart

See more items

Highlights



Handmade



Materials: homemade


Description


[Learn more about this item](#)


Shipping and return policies

Estimated arrival

Sep 13-21







Sep 8

Sep 9-13

Sep 13-21

Order placed

Order ships

Delivered!

Ships from San Jose, CA

Returns & exchanges

Not accepted

But please contact me if you have problems with your order

Get shipping cost

[View shop policies](#)

Meet your seller



Jaime

Owner of [ScrumptiousgoodiesCo](#)

[Message Jaime](#)

This seller usually responds within a few hours.

8 shop reviews



Sort by: Recommended ▼



[Yann Shown](#) Jul 26, 2021



When cupcakes arrived they were smashed and messy so I had to scrape all the Frosting off and apply different frosting , had to refrigerate them for two days and luckily I was able able to save them for my event my guests said they were good I did not try it myself but that's all that mattered was my guest was happy

Purchased item:



[Strawberry Crunch Cupcakes \(6-48 Pack\)](#)

Helpful?



[Kaitlyn Guilbeaux](#) May 27, 2021



Jaime worked with me to give me exactly what I wanted and they look amazing! Cant wait to try them!



Purchased item:



[Covered Pretzel Rods/Dipped Pretzel Rods/For Any Occasions/Customizable](#)

Helpful?



[Toni Williams-Allen](#) Jul 5, 2021



Their customer service is awesome and they're treats are awesome. Everyone loves their treats and my Mom who turned 75. I will definitely buy from them again.

Purchased item:



[Covered Rice Crispy Treats](#)

Helpful?

← 1 2 3 →

Photos from reviews



More from this shop

See more



Chocolate Dipped Oreos (12-24 Pack)
ScrumptiousgoodiesCo

\$25.00

Free shipping eligible



Birthday Cake Pop Ice Cream Cones (One Dozen)
ScrumptiousgoodiesCo

\$50.00 FREE shipping



B-day, Wedding, Bridal, Baby Shower, Baby Girl/Boy favors - All Dipped Pretzel Rods, Marshmallows, Oreos, & Rice Crispy Treats (24 - 192 PK)
ScrumptiousgoodiesCo

\$50.00 FREE shipping





Chocolate dipped Rice Crispies (12-48 Pack)

ScrumptiousgoodiesCo

\$50.00 FREE shipping



Chocolate Chip & Sugar Cookies

ScrumptiousgoodiesCo

\$20.00

Free shipping eligible






Breakable Teddy Bear - Gift For Mom, Birthday Gift, Gender Reveal, Mothers Day, Fathers Day, Chocolate Gift. (Local Delivery Only)

ScrumptiousgoodiesCo

\$25.00

Free shipping eligible

You may also like

including Ads 

See more



Cocoa Bombs

Kelliejosweettreats

\$25.00



DIY Hot Cocoa Bombs!

YellowTableStudios

\$24.99

Free shipping eligible



Hot Cocoa Bombs | Size: LARGE

AllysArts7

\$5.15

Free shipping eligible



Set of 4 Large Hot Chocolate Bombs, Baby Shower, Chocolate Bombs, Cocoa Bombs Marshmallows, Large Hot Cocoa bombs for Kids
ChocolatesUnlimited

\$28.00

Free shipping eligible



Snowman hot cocoa bombs

InspiredbyMarinaRose

\$10.00





4 PACK - Hot Chocolate Bombs / Hot Cocoa Bombs / Cocoa & Marshmallows

RealSweetDsTreats

\$29.99 FREE shipping



Ask about SPECIALS - Hot Cocoa Bombs

Ad by HeavenlyCreationsByD

\$20.00 FREE shipping



Set of 4 Large Hot Chocolate Bombs, Baby Shower, Chocolate Bombs, Cocoa Bombs Marshmallows, Large Hot Cocoa bombs for Kids

Ad by ChocolatesUnlimited

\$28.00

Free shipping eligible





Skull Shaped Hot Cocoa Chocolate Bombs Single Ball - Variety Pack Over 30 flavors - Birthday Christmas Thanksgiving Halloween Party Gift

Ad by SimplyKraftsy

\$7.00

Free shipping eligible



Hot Cocoa Bomb, ICE PACK, Fast Shipping, Makes a perfect gift

Ad by KittysGiftShop

\$2.00 FREE shipping





Hot Cocoa Bombs - 1 dozen (White Choc Strawberry, Milk Choc Caramel, Dark Choc Sprinkles, White Choc Vanilla, Mint Choc Chip, Mocha)

Ad by CocoaAndSprinkles

\$64.80

~~\$72.00~~ (10% off)



Gender reveal hot cocoa bombs!!

Ad by CustomyourzCreations

\$7.50

Free shipping eligible

Disclaimer: Sellers are responsible for following applicable laws and regulations and disclosing what is in their products. Etsy assumes no responsibility for the accuracy, labeling, or content of sellers' listings and products. Always read labels, warnings, directions and other information provided with the product before using or consuming it. If you have questions, contact the sel...

Explore related categories & searches

Home & Living

Food & Drink

Candy

Chocolates

hot cocoa bomb

vanilla bombs

chocolate bombs

marshmallows

hot cocoa

hot cocoa bombs

homemade treats

vanilla

chocolate

any occasion

birthday

Homemade

Listed on Aug 30, 2021

[One favorite](#)

[Report this item to Etsy](#)

Yes! Send me exclusive offers, unique gift ideas, and personalized tips for shopping and selling on Etsy.

Enter your email

Subscribe

Etsy is powered by 100% renewable electricity.

- Shop

Gift cards

Etsy blog
- Sell

Sell on Etsy

Teams

Forums

Affiliates
- About

Etsy, Inc.

Policies

Investors

Careers

Press

Impact
- Help

Help Center

Trust and safety

Privacy settings

Download the Etsy App

Everyday Free Ground Shipping With Any Order Of \$75 Or More!

 [Account](#) [Help](#) [Cart \(0\)](#)

LOLLI & POPS



LOLLI & POPS

[Ice Cream Candy](#) [New Arrivals](#)  [Lolli & Pops Collection](#)  [Bulk](#)  [Build-Your-Own](#)  [Candy](#)  [Candy Collections](#) 
[Gifts](#)  [Corporate Gifts](#)

[Home](#) | [L&P Collection](#) | [Lolli & Pops Hot Cocoa Bomb 3-Pack](#)





Lolli & Pops Hot Cocoa Bomb 3-Pack

★★★★☆ 15 reviews

\$12.50

Quantity

- 1 +

ADD TO CART

Buy with amazon pay

MORE PAYMENT OPTIONS

Product Description

This cocoa's the bomb! Melt in hot milk for a stunning spectacle of mini marshmallows bursting from the shimmering shell. Each shell is made of 3 layers of premium European white, milk, & dark chocolate and creates drinking chocolate that is not too sweet but rich, decadent & creamy as ever.

**We acknowledge that our Hot Cocoa Bomb has fallen below our high review rating. This product is made with*

high-quality Belgium chocolate and for the best experience please follow these tips.

****Tips For The Best Cup of Hot Cocoa:***

- *Place the milk of your choice in a saucepan over medium-low heat. Use milk instead of water. This makes hot chocolate extra creamy and flavorful!*
- *Place the hot cocoa bomb in an empty mug and pour the warm milk over it.*
- *As the cocoa bomb starts to melt, stir and watch the magic begin!*
- *Serve up and enjoy!*

Includes 3 Hot Cocoa Bombs. Mug Not Included.

Reviews



Product Details



Share:



You may also like



**Lolli & Pops Tile
White Chocolate
Cake Batter Cream**

\$1.25



**Lolli & Pops Tile Milk
Chocolate 32%**

\$1.25



**Confetti Cake
Surprise
Marshmallows**

\$6.95



**Lolli & Pops Milk
Chocolate 32%
Chocolate Bar**

\$6.95



**Milka Chips Ahoy
Chocolate Bar**

\$3.50

**Lolli & Pops Milk
Chocolate Truffles**

\$12.95

**Koppers S'mores
Bites Bag**

\$5.95

**Asher's Milk
Chocolate Covered
Potato Chips**

\$12.95





Etsy

[Sign in](#)

Similar items

[See more](#)

Mini Hot cocoa Bomb 6 pack

BudgetdealsShop

\$30.00

Free shipping eligible



3 pack hot cocoa

BudgetdealsShop

\$9.00

Free shipping eligible



3, Hot Cocoa Bomb, Gift Set, Fast Shipping, Makes a perfect gift, Hot Cocoa Bomb Set

Ad by KittysGiftShop

\$15.00



Fabulous Fall Hot Cocoa Bombs
Ad by SugarSpiceAndShop

\$9.99

Free shipping eligible





BudgetdealsShop

101 sales | 4.5 ★★★★★ (10 reviews)

Mini Hot Cocoa Bomb 6 pack

\$30.00



In stock

Flavors

Select an option

Add to cart



Arrives by Sep 13-20 if you order today.

Nice choice! Enjoy free shipping to the US when you spend \$35+ at this shop.

Add both to cart

See more items

Highlights



Handmade

Description

Learn more about this item

Shipping and return policies

Estimated arrival

Sep 13-20



Sep 8



Sep 9-13



Sep 13-20

Order placedOrder shipsDelivered!
Ships from Los Angeles, CA

Returns & exchanges

Not accepted

But please contact me if you have problems with your order

Get shipping cost

View shop policies

Meet your sellers



Annette

Owner of [BudgetdealsShop](#)

Message Annette

This seller usually responds **within a few hours**.

10 shop reviews



Sort by: Recommended ▼



[Alana Rox](#) Dec 22, 2020



Purchased item:



[Mini Hot Cocoa Bomb 6 pack](#)

Helpful?



[Dottie](#) Jan 19, 2021



The product its self is excellent but the note I included in my order saying happy belated birthday love Dottie was not included and the recipient had no idea who sent it and threw the product away. It was my second order in the first order I sent to another friend had the note i...

Purchased item:



[3 pack hot cocoa](#)

Helpful?



[Joyce D Holman](#) Dec 23, 2020



The first package contained damaged cocoa bombs (caused by handling at USPS) but Annette at Etsy replied quickly to my email and immediately sent out a new order. They arrived in perfect condition. Excellent service and the cocoa bombs were awesome! Thanks Etsy!

Purchased item:



[3 pack hot cocoa](#)

Helpful?

← 1 2 ... 4 →

More from this shop

[See more](#)



4 pack Banana pudding popcorn

BudgetdealsShop

\$40.00 FREE shipping



Halloween chip bags

BudgetdealsShop

\$25.00

Free shipping eligible



12 Chocolate covered Oreos

BudgetdealsShop

\$30.00

Free shipping eligible



Chocolate Carmel apple

BudgetdealsShop

\$22.00

Free shipping eligible



Chip bags and plates
BudgetdealsShop
\$50.00 FREE shipping

12 chip bags 12 kitkat bars or Hershey bars.
BudgetdealsShop

\$80.00 FREE shipping

You may also like

including Ads

[See more](#)

Hot chocolate bombs-See All 14 Varieties!
BigBearChocolates
\$6.89

Hot Cocoa Grinch Bombs (4-pack)
LilBusyBeeCo
\$32.00
Free shipping eligible

Hot Cocoa Bombs - Made to Order!
SweetWolfCo
\$6.50

Salted caramel hot cocoa bomb
BombsAwayDelights
\$7.50
Free shipping eligible

Hot Chocolate Bomb Pack of three
BigBearChocolates
\$23.99

Salted caramel hot cocoa bomb 4 pack

BChaoticD

\$26.00Bulk Wholesale Hot Chocolate Cocoa Bombs Wholesale Bulk
Ad by TheTopPopsShop**\$500.00** FREE shipping

Spooky Hot Chocolate Bombs

Ad by SugarSpiceAndShop

\$9.99

Free shipping eligible





Gourmet Hot Chocolate Bombs (4 pack) for any Holiday or Occasion

Ad by LottaChocolate

\$20.00



Hot CoCo BomBs

Ad by HotCoCoByLindsey

\$3.00

Free shipping eligible



3, Hot Cocoa Bomb, Gift Set, Fast Shipping, Makes a perfect gift, Hot Cocoa Bomb Set

Ad by KittysGiftShop

\$15.00



Halloween Chocolate Bombs/ Trick or Treat/ Halloween Themed Cocoa Bombs

Ad by SugarButtShop

\$8.50

Free shipping eligible

Disclaimer: Sellers are responsible for following applicable laws and regulations and disclosing what is in their products. Etsy assumes no responsibility for the accuracy, labeling, or content of sellers' listings and products. Always read labels, warnings, directions and other information provided with the product before using or...

Explore related categories & searches

Home & Living**Food & Drink****Coffee & Tea****Hot Chocolate & Spoons****Hot Chocolate**

Listed on May 21, 2021

[5 favorites](#)[Report this item to Etsy.](#)

Yes! Send me exclusive offers, unique gift ideas, and personalized tips for shopping and selling on Etsy.

Subscribe

Etsy is powered by 100% renewable electricity.

Shop**Sell****About****Help**

Gift cardsSell on EtsyEtsy, Inc. Help Center

Etsy blog Teams Policies Trust and safety

Forums Investors Privacy settings

Affiliates Careers

Press

Impact

Download the Etsy App**United States** | **English (US)** | **\$ (USD)**© 2021 Etsy, Inc. [Terms of Use](#) [Privacy](#) [Interest-based ads](#)

Etsy



Search for anything



Sign in



LadyPinkBakes

177 sales | ★★★★★

Set of Two Delicious Jumbo Hot Chocolate Shots

\$10.00



In stock

Flavor

Select a flavor

Quantity

1

Add to cart



Arrives by Sep 14-18 if you order today.
Nice choice! Enjoy free shipping to the US when you spend \$35+ at this shop.



Gift wrapping available. [See details](#)

Add both to cart

See more items

Highlights



Handmade

Description

Beautiful and Fun Jumbo hot chocolate Shots, 2 Hot chocolate shots in Dark or White Chocolate filled with coco power and topped with marshmallows! twist on the hot chocolate bombs

Shipping and return policies

Estimated arrival

Sep 14-18

Get shipping cost

Ships from White House, TN



Sep 8



Sep 9-13



Sep 14-18

Order placedOrder shipsDelivered!

Meet your sellers



gayyellcammock

Owner of [LadyPinkBakes](#)

Message

This seller usually responds within a few hours.

26 shop reviews



Sort by: Recommended ▼



[glancers](#) Jul 18, 2021

9/7/2021

Set of Two Delicious Jumbo Hot Chocolate Shots | Etsy



These were so cute...Professionally made. Already talked to them regarding Christmas gifts.....

Purchased item:



[Set of Two Delicious Jumbo Hot Chocolate Shots](#)

Helpful?



[Kayla Whitter](#) Feb 22, 2021



Purchased item:



[Set of Two Delicious Jumbo Hot Chocolate Shots](#)

Helpful?



[Petrizzo](#) Apr 12, 2021



Purchased item:



[Set of Two Delicious Jumbo Hot Chocolate Shots](#)

Helpful?



Reviewed by Inactive Feb 13, 2021



These are amazing!!!! I bought them for my mom (who has quite an active sweet tooth) for Valentine's Day. I didn't want to go with the average box of chocolates, and I'm soooo glad I didn't. They came super fast, and looked even more perfect than they did in the picture. Not once scratch or crack dur...

Purchased item:



[Valentines Day Hot Chocolate Bomb Gift Tin, I Love you Gift, I miss You Gift, Quarantine Gift Ideas](#)

Helpful?

← 1 2 ... 7 →

Photos from reviews



More from this shop

[See more](#)

Valentines Day Hot Chocolate Bomb Gift Tin, I Love you Gift, I miss You Gift , Quarantine Gift Ideas
LadyPinkBakes

\$20.00

Free shipping eligible



Mother's Day Hot Chocolate Bombs, MoM, Mommy, Aunt, Auntie, Grandmother, Nana, Grandma, GMA, Friend, Stepmom Gift Ideas
LadyPinkBakes

\$20.00

Free shipping eligible



Cookie Treasure Box
LadyPinkBakes

\$20.00

Free shipping eligible



Heart shaped Hot chocolate bombs, Gift Ideas
LadyPinkBakes

\$24.00

Free shipping eligible



Chocolate covered Oreo Gift Set, Quarantine Gift Idea, Mother's Day gift ideas

LadyPinkBakes

\$22.00

Free shipping eligible



9 Graduation Cakesicles

LadyPinkBakes

\$38.00 FREE shipping

Disclaimer: Sellers are responsible for following applicable laws and regulations and disclosing what is in their products. Etsy assumes no responsibility for the accuracy, labeling, or content of sellers' listings and products. Always read labels, warnings, directions and other information provided with the product before using or consuming it. If you have...

Explore related searches

9/7/2021

Set of Two Delicious Jumbo Hot Chocolate Shots | Etsy



ds



lots



ot
ocolate...



marshmallow



veet treat



ft idea



fts



ft



eat



ot
ocolate...



ot
ocolate



Hot
chocolate

Explore related categories & searches

- Home & Living
- Food & Drink
- Coffee & Tea
- Hot Chocolate & Spoons
- gift ideas

hot coco

Listed on Jul 21, 2021
[18 favorites](#)
[Report this item to Etsy.](#)

Yes! Send me exclusive offers, unique gift ideas, and personalized tips for shopping and selling on Etsy.

Subscribe

Etsy is powered by 100% renewable electricity.

- Shop

Gift cards

Etsy blog
- Sell

Sell on Etsy

Teams

Forums

Affiliates
- About

Etsy, Inc.

Policies

Investors

Careers

Press

Impact
- Help

Help Center

Trust and safety

Privacy settings

[Download the Etsy App](#)


Etsy



Search for anything



Sign in



SugarSpiceAndShop

4 sales

Spooky Hot Chocolate Bombs

\$9.99+



In stock

Price

Select an option

Quantity

1

Add to cart



Other people want this. 14 people have this in their carts right now.



Nice choice! Enjoy free shipping to the US when you spend \$35+ at this shop.

Add both to cart

See more items

Highlights



Handmade



Materials: chocolate, hot cocoa, marshmallows

Shipping and return policies

Estimated arrival

Sep 13-24

Get shipping cost

Ships from Saco, ME



Sep 8



Sep 9-17



Sep 13-24

Order placedOrder shipsDelivered!

Meet your sellers



Shannon

Owner of [SugarSpiceAndShop](#)

Message Shannon

Description

Are you scared yet? Spooky hot cocoa bombs are here! Made with a spooktacular Belgian Chocolate for only the most terrifying of experience. Full of rich and delicious homemade hot chocolate mix and marshmallows to keep you toasty this fall. Enjoy the explosion of hot chocolate

as you watch the golden Autumn Leaves.

2 bombs per box

Please ensure someone is home to accept the delivery to give you the best possible product.

More from this shop

See more



Fabulous Fall Hot Cocoa Bombs

SugarSpiceAndShop

\$9.99

Free shipping eligible



Chunky Chocolate Chip Cookies

SugarSpiceAndShop

\$39.99 FREE shipping



Allergan Friendly Linzer Cookies

SugarSpiceAndShop

\$25.00

Free shipping eligible

Disclaimer: Sellers are responsible for following applicable laws and regulations and disclosing what is in their products. Etsy assumes no responsibility for the accuracy, labeling, or content of sellers' listings and products. Always read labels, warnings, directions and other information provided with the product before using or...

Explore related searches



halloween



hot cocoa



hot
chocolate



mb



ocolate
mb



ght



indy



ocolate



ug



arty



ot
hocolate

Explore related categories & searches

Home & Living

Food & Drink

Coffee & Tea

Hot Chocolate & Spoons

autumn

fall

bomp

Listed on Sep 3, 2021

[43 favorites](#)

[Report this item to Etsy](#)

Yes! Send me exclusive offers, unique gift ideas, and personalized tips for shopping and selling on Etsy.

Enter your email

Subscribe



Etsy is powered by 100% renewable electricity.

- Shop

Gift cards

Etsy blog
- Sell

Sell on Etsy

Teams

Forums

Affiliates
- About

Etsy, Inc.

Policies

Investors

Careers

Press




Impact
- Help

Help Center

Trust and safety

Privacy settings

Download the Etsy App

 <input type="text" value="hotcocoabombs"/>				
Top	Users	Videos	Sounds	Hashtags
#	hotcocoabombs	172.2M views		
#	hotcocoabomb	89.6M views		
#	hotcocoabombchallenge	4002 views		
#	conchahotcocoabombs	2986 views		
#	bombhotcocoabomb	66 views		
#	hotcocoabomb😂	845 views		
#	hotcocoabombmolds	2367 views		
#	hotcocoabomborders	29 views		
#	hotcocoabombkits	4294 views		
#	hotcocoabombshop	755 views		
#	costcohotcocoabombs	716 views		
#	hotcocoabombshawaii	7455 views		
#	hotcocoabombseason	204 views		
#	hotcococoabomb	34,6K views		
#	hotcocoabombspoon	418 views		
#	hotcocoaboms	60.7K views		
#	hotcocoabombs	645 views		



hotcocoabombs



Top

Users

Videos

Sounds

Hashtags



2020-10-21

...#hotcocoabombs #howto
#diy #eastdiy



honeyboba...



1.5M



2020-12-22

...#hotcocoabombs
#trending #HappyHoliday...



thefrostedcup...



176.3K



2020-11-9

@lizzyssweets

...#hotcocoabombs#fyp !



elizabethhh

112.2K



2020-12-22

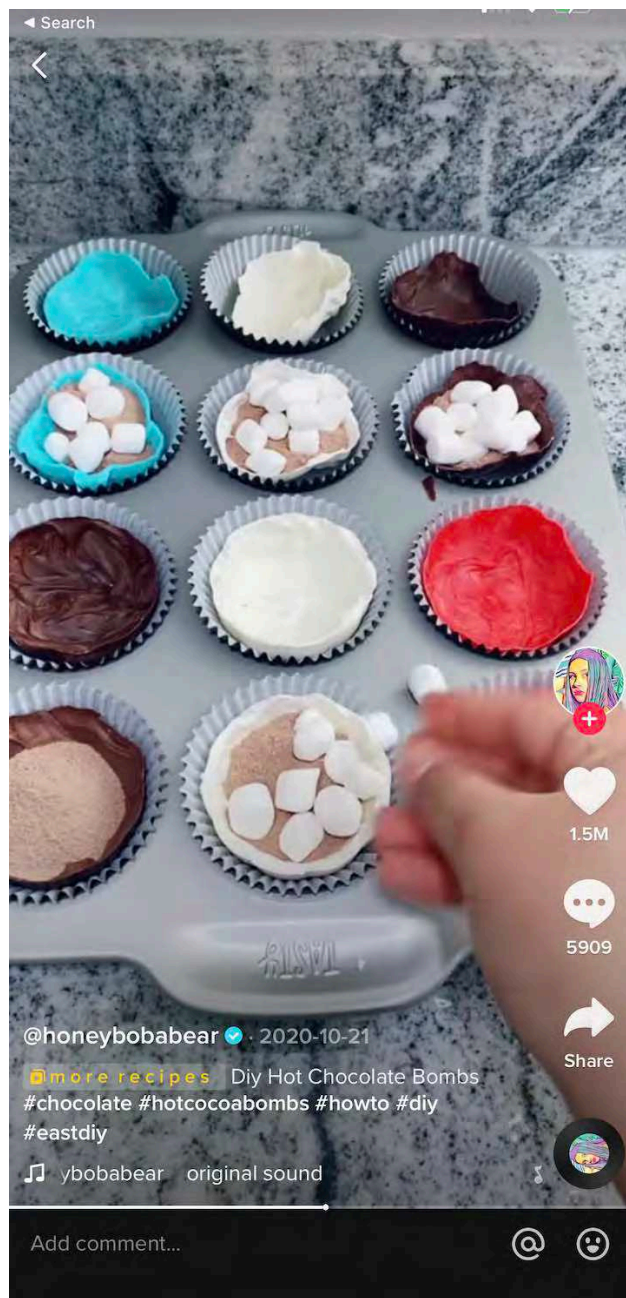
...#fyp #hotcocoabombs



doicebakes



134.9K



◀ Search



🔍 hotcocoabombs



Top

Users

Videos

Sounds

Hashtags

Top liked



2020-12-12

...#hotcocoabombs
#chocolate #foodporn #s...



sweetlifebylori

♡ 706.7K



2020-12-15

...#hotcocoabombs
#hotchocolatebombvideo...



cristinaintheki...

♡ 20.2K



2020-11-15

...#hotcocoabombs
#hotchocolatebombs #chi...



Top liked

2020-11-20

...#hotcocoabombs
#hotchocolatebombs #de...

M75706

Ships 11/8 Chocolate Works (12) Winter Hot Chocolate Bombs



(0)

[Read Reviews](#)

Community Q&A

Be the first to [ask a question](#).

\$64.99

+Free Standard S&H

or 3 Easy Pays of \$21.66

+ S&H and tax

[Offer Details](#)

In Stock

Quantity:

	1	
--	---	--

Celebrate with QCard®

[Limited time! Earn a \\$20 QVC® credit—see details.](#)[†]

New to QVC? \$10 off Your First Order with Code **OFFER** | [See Restrictions](#)

Add To Cart

Speed Buy

Add to Wish List

Adjust Text Size:

Description

Advance orders ship 11/8/21.

Your gift will really be *the bomb* this holiday! These rich, fan-fave Belgian chocolate bombs are filled with hot cocoa mix and mini marshmallows. Just place the bomb in a cup, and pour hot water or milk over the top to release what's inside. So yum! From Chocolate Works.

- Includes 12 Hot Chocolate Bombs: three each of milk chocolate with winter flurry sprinkles, dark chocolate with white sprinkles, white chocolate with snowflake flurry sprinkles, and milk chocolate with white drizzle
- Net weight 19.2 oz

- Belgian milk chocolate shell with rich hot cocoa mix and mini marshmallows inside
- Ships ground
- Cannot ship to PR, VI, Guam

Is this a gift? Product may arrive in manufacturer packaging and may display brand name and contents.

Similar to Items You Viewed



Kaffè 12oz of 100% Arabica Premium Medium Roast Coffee Beans

\$31.25



Dualit 100-Count Lungo Aluminum Coffee Capsules

\$75.00



Espressione Decaffeinated Pods - 150 Count

\$86.37

Community Coffee 144-ct Signature Dark Roast Single-Serve Cups

\$99.99

[Show More \(8\)](#)[See My Recommendations](#)

Reviews & Community QA

Be the first to

[write a review](#)

Community Q&A

0

Questions

0

Answers

Ask a question. Give an answer. Help your fellow customer.

Be the first to ask a question!

[ASK A QUESTION](#)

[What is Community Q&A?](#) [Policies & Guidelines](#)

[†]Subject to credit approval. Offer valid from 12:00am ET to 11:59pm ET on September 8, 2021. To qualify, you must (i) open a QCard account during the specified offer period and (ii) make a purchase by September 30, 2021. QVC will post the QVC account credit to the QVC accounts of qualifying QCard holders within 6-8 weeks after the conclusion of the offer period but may delay issuance in its discretion in order to investigate any suspected fraud or violation of the terms of this offer. If QVC determines that any purchase violated the terms of this offer, then QVC will be entitled to void the QVC account credit issued in connection with such purchase without notice. Offer is limited to one QVC account credit per QCard account. Auto-Delivery customers are only eligible for one QVC account credit. No additional QVC account credits will be sent in connection with any subsequent Auto-Delivery shipments. Offer not valid for items ordered on Waitlist or for the purchase of QVC gift cards. Auto-Delivery items and Advance Order items that are not ordered during the offer period, but subsequently ship during the offer period, are not eligible for this offer. Offer is not valid for existing QCard holders. Qualifying purchases that are canceled or returned prior to issuance of the QVC account credit will void this offer. The QVC account credit issued in connection with this offer may be used toward QVC

merchandise purchases (excluding QVC gift cards) of your choice made by March 31, 2022. Must select the QVC account credit as a Payment Method at checkout on QVC.com for it to be applied to your total transaction amount at checkout or call QVC Customer Service at 1-800-345-1515 to place your order and redeem your QVC account credit. This QVC account credit may not be redeemed for cash and may not be used as payment on your QCard account. This QVC account credit is not valid at any QVC retail location. The QVC account credit may only be used for a one-time purchase. If the credit is used at checkout to pay for a product from QVC, the credit is voided and may not be used again, including if the product is returned to QVC. This QVC account credit will expire on March 31, 2022. Offer is not transferable and cannot be combined with any other account opening offer. QVC reserves the right to suspend or change the offer at any time without notice. This offer is sponsored by QVC, Inc. and not Synchrony Bank.

EXHIBIT C cont.



Jennifer

Owner of [ShopPersonalizeltCo](#)

Message Jennifer

19 shop reviews

★★★★☆

Sort by: Recommended ▼



[Sample Person](#) Aug 27, 2020

★★★★★

Great addition to my Selena collection. Como la flor ...

Purchased item:



[Rose Starbucks Cup](#)

1 Helpful



[Sample Person](#) Aug 27, 2020

★★★★★

I finally found a guy Starbucks cups and my boyfriend really liked it! Thank you

Purchased item:



[The Joker Inspired Starbucks Cup](#)

Helpful?



[Sample Person](#) Aug 27, 2020

★★★★★

Better than I expected it to be!! ..

Purchased item:



[The Joker Inspired Starbucks Cup](#)

Helpful?

← 1 2 ... 7 →

Photos from reviews



More from this shop

[See more](#)



Cozy Care Package Option 5
ShopPersonalizeItCo
\$45.99



Boston University Starbucks Cup
ShopPersonalizeItCo
\$18.99



Teacher Starbucks Cup with Personalized Gift Box
ShopPersonalizeItCo
\$20.99



Chicago Bulls Starbucks Cup

ShopPersonalizeltCo

\$18.99

Yonaguni Bad Bunny Phone Case | Bad Bunny Gift | Yonaguni | Bad Bunny Anime | Bad Bunny Yonaguni | Best Seller | Trending | Phone Case Gift

ShopPersonalizeltCo


\$18.99

Cozy Care Package Option 3

ShopPersonalizeltCo

\$55.99

You may also like

including Ads [See more](#)



Hot Chocolate Bomb
TreehouseTreatsByKat
\$4.40
Free shipping eligible



Hot Chocolate Bomb (pumpkin spice)
tetoncocoacompany
\$5.99
Free shipping eligible



Hot chocolate bombs, kids bombs, hot cocoa bomb, hot milk bomb, holiday treats, Hot drinks, chocolate bomb
TheWyomingSunflower
\$5.00



Hot Chocolate Bombs
IAmCreationsOS
\$3.50





Hot Chocolate Bomb (peppermint)

tetoncocoaccompany

\$5.99

Free shipping eligible



Hot Chocolate Bombs; Hot Cocoa Bombs; Cocoa Bombs; Valentines Hot Chocolate Bombs; Valentines Day Gift; Chocolate Bombs
BekkysBaby

\$6.00

Free shipping eligible



Bulk Wholesale Hot Chocolate Cocoa Bombs Wholesale Bulk
Ad by TheTopPopsShop

\$500.00 FREE shipping



Gourmet Hot Chocolate Bombs (4 pack) for any Holiday or Occasion

Ad by LottaChocolate

\$20.00



Spooky Hot Chocolate Bombs

Ad by SugarSpiceAndShop

\$9.99

Free shipping eligible



Hot CoCo BomBs

Ad by HotCoCoByLindsey

\$3.00

Free shipping eligible



3, Hot Cocoa Bomb, Gift Set, Fast Shipping, Makes a perfect gift, Hot Cocoa Bomb Set

Ad by KittysGiftShop

\$15.00



Set of Two Delicious Jumbo Hot Chocolate Shots

Ad by LadyPinkBakes

\$10.00

Free shipping eligible

Disclaimer: Sellers are responsible for following applicable laws and regulations and disclosing what is in their products. Etsy assumes no responsibility for the accuracy, labeling, or content of sellers' listings and products. Always read labels, warnings,

Explore related categories & searches

- Home & LivingFood & DrinkCoffee & TeaHot Chocolate & SpoonsValentines day
- treatsfor coworkersgift ideaschocolate favorsparty favorchocolate treats
- Christmas treatshot chocolatechocolatechocolate bombhot chocolate bomb

Hot Chocolate

Listed on Jul 21, 2021

[8 favorites](#)

[Report this item to Etsy.](#)

Yes! Send me exclusive offers, unique gift ideas, and personalized tips for shopping and selling on Etsy.

Enter your email

Subscribe

Etsy is powered by 100% renewable electricity.

- ShopSellAboutHelp
- Gift cardsSell on EtsyEtsy, Inc. Help Center
- Etsy blogTeamsPoliciesTrust and safety
- ForumsInvestorsPrivacy settings
- AffiliatesCareers
- PressDownload the Etsy App
- Impact


Etsy



Search for anything



Sign in



Jolissweets

353 sales | ★★★★★

Hot Chocolate Bombs

\$45.00+

In stock

Flavor

Select a flavor

Style

Select a style

Add your personalization (optional)

Add to cart



Other people want this. 6 people have this in their carts right now.



Arrives by Sep 13-21 if you order today.



Gift wrapping available

Highlights



Handmade



Materials: Hot chocolate, Marshmallows, Chocolate

Description

Learn more about this item

Shipping and return policies

Estimated arrival
Sep 13-21

Get shipping cost

Ships from Bronx, NY

Sep 8 Sep 9-10 Sep 13-21
Order placedOrder shipsDelivered!

Meet your sellers



Onelis Ramirez

Owner of [Jolissweets](#)

Message Onelis

This seller usually responds **within a few hours**.

62 reviews



Reviews for this item 58

Reviews for this shop 62

Sort by: Recommended ▼Jose Martinez Dec 14, 2020**Flavor:** Cookies & Cream**Style:** 6 Pack

Absolutely delicious! My kids and I were super excited when the box was delivered. Even more excited watching the smooth chocolate bombs open under the piping hot milk. So cool!!! I was worried they would arrive cracked, but the packaging was perfectly executed. You made our...



👍 2 Helpful

Jenni H Dec 26, 2020**Flavor:** Dark Chocolate**Style:** Variety Box (6)

These are amazing, worth every penny, and it all started by the seller reaching out to me to offer customizations to the pack, I will for definitely be ordering these again!

👍 Helpful?

batness Jan 31, 2021**Flavor:** Dark Chocolate**Style:** Valentines Day Box

These aren't the cheapest bombs, but SO SO SO worth it! They're well-made, look beautiful, packaged well, and shipped fast. Oh yeah and they're tasty. In fact, I'm going to order more because they were such a hit. :3

👍 1 Helpful



Linda Boimilla Feb 2, 2021



Flavor: Variety

Style: Valentines Day Box

The cocoa hearts are stunning. We cannot wait to use for Valentines. I would definitely buy more products from this shop again. Just beautiful!!!

👍 Helpful?

← 1 2 ... 15 →

Photos from reviews



More from this shop

See more



24K Gold Leaf Hot Chocolate Bombs
Jolissweets
\$55.00



Treat Box with Breakable Heart
Jolissweets
\$60.00



Personalized Breakable Bear with Gift Inside!
Jolissweets
\$60.00



Personalized Treat Boxes
Jolissweets
\$60.00

You may also like

including Ads

See more

Hot Cocoa Bombs
SweetThanngz
\$6.85

Fall Hot Cocoa Bombs
SweetWolfCo
\$6.50

Hot Chocolate Bombs Hot Cocoa Bombs (4 Pack)
ThePrettyPopsCompany
\$25.00



Themed hot chocolate bombs
BakeByD
\$55.00 FREE shipping

Gourmet Hot Chocolate Bombs (4 pack) for any Holiday or Occasion
LottaChocolate
\$20.00

Hot Chocolate Bombs
IAmCreationsOS
\$3.50



Bulk Wholesale Hot Chocolate Cocoa Bombs Wholesale Bulk
Ad by TheTopPopsShop

\$500.00 FREE shipping



Gourmet Hot Chocolate Bombs (4 pack) for any Holiday or Occasion

Ad by LottaChocolate

\$20.00



Hot CoCo BomBs

Ad by HotCoCoByLindsey

\$3.00

Free shipping eligible



Spooky Hot Chocolate Bombs

Ad by SugarSpiceAndShop

\$9.99

Free shipping eligible



3, Hot Cocoa Bomb, Gift Set, Fast Shipping, Makes a perfect gift, Hot Cocoa Bomb Set
Ad by KittysGiftShop
\$15.00



Halloween Chocolate Bombs/ Trick or Treat/ Halloween Themed Cocoa Bombs
Ad by SugarButtShop
\$8.50
Free shipping eligible

Disclaimer: Sellers are responsible for following applicable laws and regulations and disclosing what is in their products. Etsy assumes no responsibility for the accuracy, labeling, or content of sellers' listings and products. Always read labels, warnings, directions and other information provided with the product before using or...

Explore related searches



Hot
Chocolate...



Hot Cocoa
Bombs



Hot
Chocolate...



Hot Cocoa
Bombs



Hot
Chocolate



Hot Cocoa



Valentine's
Day Gift



Valentine's
Day



Birthday Gift



rthday

Explore related categories & searches

[Home & Living](#)[Food & Drink](#)[Coffee & Tea](#)[Hot Chocolate & Spoons](#)[Hot Coco](#)[Mens Valentine's Day](#)

Listed on Aug 29, 2021

[498 favorites](#)[Report this item to Etsy.](#)

Yes! Send me exclusive offers, unique gift ideas, and personalized tips for shopping and selling on Etsy.

[Subscribe](#)

Etsy is powered by 100% renewable electricity.

[Shop](#)[Sell](#)[About](#)[Help](#)[Gift cards](#)[Sell on Etsy](#)[Etsy, Inc.](#)[Help Center](#)[Etsy blog](#)[Teams](#)[Policies](#)[Trust and safety](#)[Forums](#)[Investors](#)[Privacy settings](#)[Affiliates](#)[Careers](#)[Press](#)[Impact](#)[Download the Etsy App](#)[United States](#)[English \(US\)](#)[\\$ \(USD\)](#)© 2021 Etsy, Inc. [Terms of Use](#) [Privacy](#) [Interest-based ads](#)

Etsy

[Sign in](#)


Similar items

[See more](#)

Chocolate Chip Cookie Cream Pies (6 Pack)

CupcakedBakeryInc

\$20.00 FREE shipping



Cake Bombs (8 Pack)

CupcakedBakeryInc

\$40.00 FREE shipping



Gourmet Hot Chocolate Bombs (4 pack) for any Holiday or Occasion

Ad by LottaChocolate

\$20.00



Spooky Hot Chocolate Bombs

Ad by SugarSpiceAndShop

\$9.99

Free shipping eligible





CupcakedBakeryInc

217 sales | 4.5 ★★★★★ (39 reviews)

Hot Chocolate Bombs (6 Pack)

\$40.00



In stock

Add to cart



Hooray! This item ships free to the US.

Highlights



Handmade

Description

A six pack of hot chocolate bombs which will include 4 regular milk chocolate with marshmallows & 2 white chocolate bombs!

Shipping and return policies

Ready to ship in

Cost to shipReturns & exchanges

1 3 business daysFree

Not accepted

But please contact me if you have problems with your order

Ships from United States

Deliver to United States

View shop policies

FAQs

Meet your seller



Anne

Owner of [CupcakedBakeryInc](#)

Message Anne

This seller usually responds **within a few hours**.

Related searches



cocoa
bombs



39 reviews



Buyers are raving! Multiple people gave 5-star reviews to this shop in the past 7 days.

Reviews for this item 26

Reviews for this shop 39

Sort by: Recommended ▼

[stephaniebaker84](#) Jan 22, 2021

...arrived a week after christmas- not the sellers fault at all, package got stuck in NY mail facility. However, we are now able to enjoy it ourselves and they are amazingly delicious!! 100% would recommend and will be purchasing from here again!!! Thank you! :D

Purchased item:

[Hot Chocolate Bombs \(6 Pack\)](#)

Helpful?

[Leesa Saunders](#) Dec 21, 2020

I had purchased hot coco bombs from other Etsy business and they failed me, so I needed to order again since it was a Christmas gift and y'all come through!! Quick shipping and arrived in tact! Thank you so much! My niece and nephew are enjoying their hot coco bombs for...

Purchased item:

[Hot Chocolate Bombs \(6 Pack\)](#)

Helpful?

[Leslie Smith](#) Feb 16, 2021

Beautiful and delicious hot chocolate bombs. My girls loved their Valentine treat. Delivery was very quick too!

Purchased item:

[Valentines Day Gift: Hot Chocolate Bombs \(6 Pack\)](#)

Helpful?

← 1 2 ... 9 →

Photos from reviews



More from this shop

[See more](#)


Royal Iced Thank You Cookies
CupcakedBakeryInc
\$15.00 FREE shipping



Dessert Bar Pack
CupcakedBakeryInc
\$25.00 FREE shipping



Royal Iced Bride To Be Cookies
CupcakedBakeryInc
\$18.00 FREE shipping



Individual Brownie Tins
CupcakedBakeryInc
\$12.00 FREE shipping



Royal Iced Homeowners Cookies
CupcakedBakeryInc
\$18.00 FREE shipping



Back to school cookies
CupcakedBakeryInc
\$18.50 FREE shipping

Disclaimer: Sellers are responsible for following applicable laws and regulations and disclosing what is in their products. Etsy assumes no responsibility for the accuracy, labeling, or content of sellers' listings and products. Always read labels, warnings, directions and other information provided with the product before using or...

Explore related categories & searches

[Home & Living](#)
[Food & Drink](#)
[Coffee & Tea](#)
[Hot Chocolate & Spoons](#)

More

Listed on Jun 10, 2021

[44 favorites](#)

[Report this item to Etsy](#)

Yes! Send me exclusive offers, unique gift ideas, and personalized tips for shopping and selling on Etsy.

Enter your email

Subscribe

Etsy is powered by 100% renewable electricity.

- Shop

Gift cards

Etsy blog
- Sell

Sell on Etsy

Teams

Forums

Affiliates
- About

Etsy, Inc.

Policies

Investors

Careers

Press

Impact
- Help

Help Center

Trust and safety

Privacy settings

Download the Etsy App

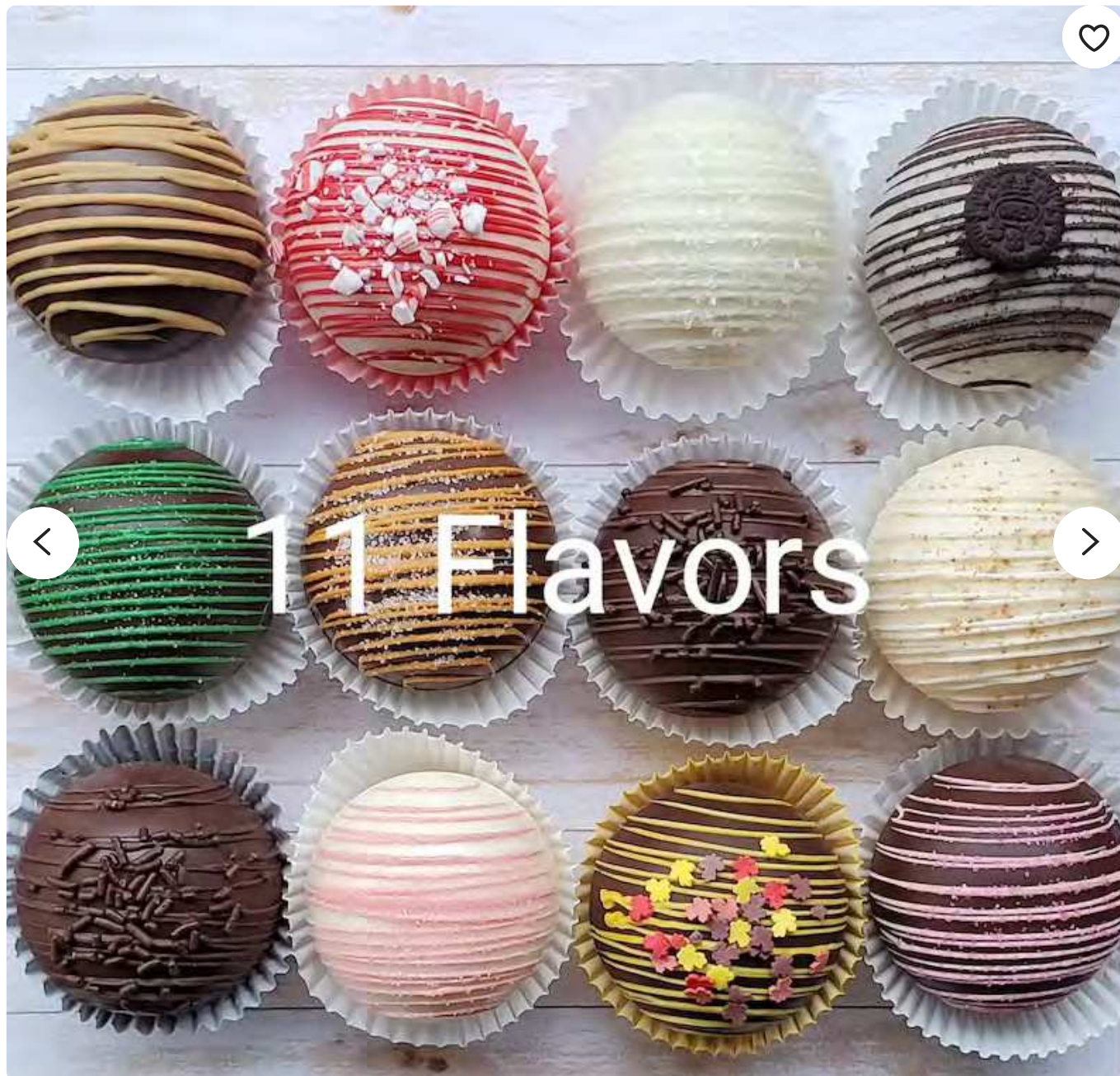


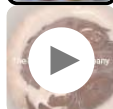
Etsy



Search for anything



Sign in



ThePrettyPopsCompany

1,217 sales | ★★★★★

Hot Chocolate Bombs Hot Cocoa Bombs (4 Pack)

\$25.00

In stock

Flavor

Select a flavor

Packaging

Select an option

Add your personalization (optional)

Add to cart

Highlights



Handmade



Materials: Chocolate, Marshmallows, Candy, Oreos, Sprinkles

Description

Learn more about this item

Shipping and return policies

Estimated arrival

Sep 18-25

Sep 8

Sep 15-17

Sep 18-25

Order placed

Order ships

Delivered!

Ships from Cypress, TX

Returns & exchanges

Not accepted

But please contact me if you have problems with your order

Get shipping cost

View shop policies

Meet your seller



Felicia

Owner of [ThePrettyPopsCompany](#)

Message Felicia

This seller usually responds **within a few hours**.

187 reviews



Reviews for this item 77

Reviews for this shop 187

Sort by: Recommended ▼



[tracy_w](#) Feb 2, 2021



Flavor: Milk Chocolate

These were fantastic!! They were beautiful and everyone loved them. They were shipped on time and there were no problems. I highly recommend this seller!

Helpful?



[Stephanie](#) Dec 17, 2020



Flavor: 4 Pack

These arrived quickly and packaged perfect!!! I cannot wait to give them to my kids for Christmas. I highly recommend this shop. excellent job Felicia!

Helpful?



[Rachel Broome](#) Dec 27, 2020



Flavor: Milk Chocolate

Wow! I ordered a bunch of cocoa bombs and they really exceeded my expectations. They taste great! Everything was packaged beautifully and, I could tell, with a lot of extra care.

Helpful?



[Deborah J Ryan](#) Jan 30, 2021



Flavor: Box of 4

These bombs tasted and looked wonderful but unfortunately they didn't all survive the trip from TX to PA through the mail and one arrived broken. I was hoping to use these as a gift for a family of four so we had to nix those plans and enjoy them ourselves (so yay!?!?!?). Very tasty and delightful...

Helpful?

← 1 2 ... 20 →

Photos from reviews



More from this shop

See more



Coffee Bombs

4 Pack Coffee and Cappuccino Bombs

ThePrettyPopsCompany

\$25.00



The Pretty Pops Company

4 Pack Hot Chocolate Bombs Hot Cocoa Bombs Unicorn, Confetti, Cupcake, Fruit Loops, Fruity Pebbles, Cinnamon Toast Crunch
ThePrettyPopsCompany

\$24.00




Chocolate Covered Pretzel Rods (1 Dozen)

ThePrettyPopsCompany

\$25.00

Custom Rice Krispie Treats (1 Dozen)

ThePrettyPopsCompany

\$25.00

Custom Listing

ThePrettyPopsCompany

\$150.00

Dessert Packages in Any Color Scheme (Choose your own treats!)

ThePrettyPopsCompany

\$115.00

Disclaimer: Sellers are responsible for following applicable laws and regulations and disclosing what is in their products. Etsy assumes no responsibility for the accuracy, labeling, or content of sellers' listings and products. Always read labels, warnings, directions and other information provided with the product before using or consuming it. If y...

Explore related searches



Hot
chocolate



Hot
chocolate...



Hot
chocolate...



Coffee



Milk



Hot chocolate



Gift



Marshmallow

Explore related categories

Home & Living

Food & Drink

Coffee & Tea

Hot Chocolate & Spoons

Listed on Aug 29, 2021

[308 favorites](#)

[Report this item to Etsy](#)

Yes! Send me exclusive offers, unique gift ideas, and personalized tips for shopping and selling on Etsy.

Enter your email

Subscribe

Etsy is powered by 100% renewable electricity.

- Shop

Gift cards

Etsy blog
- Sell

Sell on Etsy

Teams

Forums

Affiliates
- About

Etsy, Inc.

Policies

Investors

Careers

Press

Impact
- Help

Help Center

Trust and safety

Privacy settings

Download the Etsy App

Etsy







Search for anything



Sign in



Back to search results



BigBearChocolates

13,367 sales | ★★★★★

Hot chocolate bombs-See All 14 Varieties!

Bestseller

\$6.89+



In stock

Flavor:

Select an option

Quantity

1

Add to cart



Other people want this. Over 20 people have this in their carts right now.



Arrives by Sep 13-20 if you order today.

Highlights



Handmade

Description

.....

Learn more about this item

Shipping and return policies

Estimated arrival

Sep 13-20

Get shipping cost

Ships from Otis Orchards, WA



Sep 8



Sep 9-13



Sep 13-20

Order placedOrder shipsDelivered!

View shop policies

Meet your sellers



Big Bear Chocolates

Owner of [BigBearChocolates](#)

Message Big Bear

This seller usually responds **within 24 hours**.

2,312 reviews



Buyers are raving! Multiple people gave 5-star reviews to this shop in the past 7 days.

Reviews for this item 691

Reviews for this shop 2,312

Sort by: Recommended ▼



[Jeanette Johansson](#) Feb 24, 2021



Flavor:: Cherry Choc. Heart

Absolutely delicious. The salted caramel hot chocolate bomb was the best I've ever tasted. And the orange caramel apple....wow! They were beautiful too. Highly recommend.

👍 Helpful?



[Chelsea Evans](#) Aug 18, 2021



Flavor:: Dark Chocolate

Omg it's perfect! It's very large and was super well packaged. There was even a tiny ice pack to help keep it from melting in this godforsaken summer heat! 200% recommend, I'll be ordering again.

👍 1 Helpful



[rosemary_pimentel](#) Feb 27, 2021



Flavor:: Cookies & Cream

It looks so cute and tasted so good! And Thank you for fast shipping

👍 Helpful?



[Sarah Tompkins](#) May 6, 2021



Flavor:: Creme De Menthe

These bombs are really fun! The creme de menthe reminded me a little of melted mint chip ice cream. It was very fun to make and drink. The packaging was excellent. The bombs unfortunately went out for delivery on the hottest day of the year to date, and the box arrived...



👍 Helpful?

← 1 2 ... 173 →

Photos from reviews



More from this shop

See more



Hot Chocolate Bomb Variety Four Pack
BigBearChocolates

\$29.99



Hot Chocolate Bomb Pack of three
BigBearChocolates

\$23.99



Single Rose Hot Chocolate Bomb
BigBearChocolates

\$6.99



Happy Birthday Hot Cocoa Bomb Pack
BigBearChocolates
\$29.99



Chocolate Dipped Espresso Beans (1/2 lbs)
BigBearChocolates
\$10.99



Chocolate Caramel Pretzel Twists
BigBearChocolates
\$13.99

Disclaimer: Sellers are responsible for following applicable laws and regulations and disclosing what is in their products. Etsy assumes no responsibility for the accuracy, labeling, or content of sellers' listings and products. Always read labels, warnings, directions and other information provided with the product before using or...

Explore related searches



Hot Chocolate...



Hot Chocolate



Hot Chocolate Bomb



Hot Cocoa



Marshmallow



tips



fts

ot
ocolate

ot cocoa



part



ilentine



p seller



ourmet

Explore related categories

Home & Living**Food & Drink****Candy****Chocolates**

Listed on Sep 7, 2021

[1489 favorites](#)[Report this item to Etsy.](#)

Yes! Send me exclusive offers, unique gift ideas, and personalized tips for shopping and selling on Etsy.

Enter your email

Subscribe

Enter your email

SUBSCRIBE



Etsy is powered by 100% renewable electricity.

Shop Sell About Help

- Gift cards
- Sell on Etsy
- Etsy, Inc.
- Help Center
- Etsy blog
- Teams
- Forums
- Affiliates
- Policies
- Investors
- Careers
- Press
- Impact
- Trust and safety
- Privacy settings
- Download the Etsy App**

Etsy



Search for anything



Sign in



HotCoCoByLindsey

5 sales | ★★★★★

Hot CoCo BomBs

\$3.00+



In stock

Size

Select a size

Flavor

Select a flavor

Quantity

1

Add to cart



Other people want this. 9 people have this in their carts right now.



Nice choice! Enjoy free shipping to the US when you spend \$35+ at this shop.

Highlights



Handmade



Materials: Coco, chocolate, white chocolate, pumpkin spice, marshmallows, caramel

Description

Learn more about this item

Shipping and return policies

Estimated arrival

Sep 16-23

Sep 8

Sep 13-15

Sep 16-23

Order placed

Order ships

Delivered!

Get shipping cost

Ships from Fort Eustis, VA

Meet your sellers



Lindsey Helgemo

Owner of [HotCoCoByLindsey](#)

Message Lindsey

1 shop review



Sort by: Recommended ▼



[Todd O'Neill](#) Sep 5, 2021



Quick delivery and Tasty product

Purchased item:



[Hot CoCo BomBs](#)

👍 Helpful?

More from this shop

See more



Hot CoCo BomBs
HotCoCoByLindsey
\$3.00

Free shipping eligible



Hot CoCo BomBs
HotCoCoByLindsey
\$3.00

Free shipping eligible



Decorate your own Coco Bombs Kit
HotCoCoByLindsey
\$24.99

Free shipping eligible



Baby gender reveal coco bombs!
HotCoCoByLindsey
\$3.00

Free shipping eligible

Disclaimer: Sellers are responsible for following applicable laws and regulations and disclosing what is in their products. Etsy assumes no responsibility for the accuracy, labeling, or content of sellers' listings and products. Always read labels, warnings, directions and other information provided with the product before using or...

Top wedding searches to shop



Bridesmaid gifts



Groomsmen gifts



Wedding gifts

Explore related searches



arty favors




weddings



shower



christmas
ft



chocolate



candles



ll season



umpkin
ice



ot
hocolate

Explore related categories & searches

Home & Living

Food & Drink

Coffee & Tea

Hot Chocolate & Spoons

Hot coco

coco bombs

Listed on Aug 28, 2021

[10 favorites](#)

[Report this item to Etsy.](#)

Yes! Send me exclusive offers, unique gift ideas, and personalized tips for shopping and selling on Etsy.

Enter your email

Subscribe

Etsy is powered by 100% renewable electricity.

Shop

Sell

About

Help

Gift cardsSell on EtsyEtsy, Inc. Help Center

Etsy blog Teams Policies Trust and safety

Forums Investors Privacy settings

Affiliates Careers

Press

Impact

Download the Etsy App



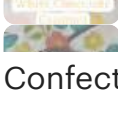
United States | English (US) | \$ (USD)

© 2021 Etsy, Inc. Terms of Use Privacy Interest-based ads

Sign in



Back to search results



ConfectionsbyJasmine

222 sales | ★★★★★

Hot Cocoa & Coffee Bombs Set of 4

\$20.00



In stock

Quantity

1

Add to cart



Other people want this. Over 20 people have this in their carts right now.

Highlights



Handmade

Description

Learn more about this item

Shipping and return policies

Estimated arrival

Sep 17-25

Get shipping cost

Ships from Avilla, IN



Sep 8



Sep 13-15



Sep 17-25

Order placedOrder shipsDelivered!

Meet your sellers



Jasmine Druck

Owner of [ConfectionsbyJasmine](#)

Message Jasmine

This seller usually responds **within a few hours**.

20 reviews



Reviews for this item 20

Reviews for this shop 20

Sort by: Recommended ▼Crystal Perez Jan 14, 2021

She was so wonderful to work with! These turned out so wonderful for our wedding favors! They came packaged so careful and her communication with everything was fantastic! Highly recommend! I bought 20 bombs (5 boxes) of cookies and cream and milk chocolate bombs...

Purchased item:

Hot cocoa bombs

👍 3 Helpful

Malia Aug 20, 2021

These are AMAZING!!.. I've been wanting to try coco bombs for the longest time and now I can! They came in pristine condition, no melting thanks to cool packs, and each are gorgeously wrapped! Thanks so much!!!❤



Purchased item:

Hot Cocoa & Coffee Bombs Set of 4

👍 Helpful?

Susan Apr 10, 2021

I purchased the hot cocoa bombs as a special treat for my granddaughter when she came for a sleepover. Wow! We both absolutely loved them--so pretty and so delicious. I highly commend

the seller for excellent service and superb packaging. I will definitely purchase these again.

Purchased item:



[Hot Cocoa & Coffee Bombs Set of 4](#)

👍 1 Helpful



[Fallon Dininger](#) Feb 20, 2021



Amazing and so much fun. The French vanilla cappuccino was my favorite.

Purchased item:



[Hot Cocoa & Coffee Bombs](#)

👍 Helpful?

← 1 2 ... 5 →

Photos from reviews



Disclaimer: Sellers are responsible for following applicable laws and regulations and disclosing what is in their products. Etsy assumes no responsibility for the accuracy, labeling, or content of sellers' listings and products. Always read labels, warnings, directions and other information provided with the product before using or...

Explore related categories

Home & Living

Food & Drink

Baked Goods

Listed on Sep 6, 2021

[220 favorites](#)

[Report this item to Etsy](#)

Yes! Send me exclusive offers, unique gift ideas, and personalized tips for shopping and selling on Etsy.

Enter your email

Subscribe

Etsy is powered by 100% renewable electricity.

- Shop

Gift cards

Etsy blog
- Sell

Sell on Etsy

Teams

Forums

Affiliates
- About

Etsy, Inc.

Policies

Investors

Careers

Press

Impact
- Help

Help Center

Trust and safety

Privacy settings

Download the Etsy App

Etsy

[Sign in](#)

Similar items

[See more](#)

Hot Cocoa Bombs

JesssSweets

\$18.00



Rose hot cocoa bombs

JesssSweets

\$18.00



Fabulous Fall Hot Cocoa Bombs

Ad by SugarSpiceAndShop

\$9.99

Free shipping eligible



Gourmet Hot Chocolate Bombs (4 pack) for any Holiday or Occasion

Ad by LottaChocolate

\$20.00





JesssSweets

3 sales

Hot Cocoa Bombs

\$18.00

Low in stock

Quantity

1

Add to cart



Don't miss out. There's only 4 available and 1 other person has this in their cart right now.



Arrives by Sep 17-22 if you order today.

Highlights



Handmade

Shipping and return policies

Estimated arrival

Sep 17-22

Get shipping cost

Ships from Artesia, CA



Sep 8



Sep 13-15



Sep 17-22

Order placedOrder shipsDelivered!

Meet your sellers



Jessica Navarro
Owner of [JsssSweets](#)

Message Jessica

Description

Fun for all ages! Great for any occasion any time of the year!

More from this shop

See more



Hot Cocoa Bombs
JesssSweets
\$18.00



Rose hot cocoa bombs
JesssSweets
\$18.00

Disclaimer: Sellers are responsible for following applicable laws and regulations and disclosing what is in their products. Etsy assumes no responsibility for the accuracy, labeling, or content of sellers' listings and products. Always read labels, warnings, directions and other information provided with the product before using or...

Explore related categories & searches

Home & Living

Food & Drink

Coffee & Tea

Hot Chocolate & Spoons

Hot Chocolate

Listed on May 13, 2021

[Report this item to Etsy](#)

Yes! Send me exclusive offers, unique gift ideas, and personalized tips for shopping and selling on Etsy.

Enter your email

Subscribe

Etsy is powered by 100% renewable electricity.

Shop

Sell

About

Help

Gift cards Sell on Etsy Etsy, Inc. Help Center

Etsy blog Teams Policies Trust and safety

Forums Investors Privacy settings

Affiliates Careers

Press

Impact

Download the Etsy App

Etsy

Search for anything

**Sign in**Similar items **See more**

Super Moist Pumpkin Bread
kristykreations
\$6.00



Delicious Banana Bread
kristykreations

\$6.00

Only 1 available and it's in 4 people's carts



Ask about SPECIALS - Hot Cocoa Bombs
Ad by HeavenlyCreationsByD

\$20.00 FREE shipping



Skull Shaped Hot Cocoa Chocolate Bombs Single Ball - Variety Pack Over 30 flavors - Birthday Christmas Thanksgiving Halloween Party Gift
Ad by SimplyKraftsy

\$7.00

Free shipping eligible





kristykreations
314 sales | 4.8 ★★★★★ (75 reviews)

Hot cocoa bombs
\$6.00

✓
In stock
Flavor

Select a flavor

Quantity

1

Add to cart



Other people want this. 5 people have this in their carts right now.

Highlights



Handmade

Description

Learn more about this item

Shipping and return policies

Estimated arrival Ships from Bradenton, FL

Sep 17-23

Get shipping cost



Sep 8

Sep 13-15

Sep 17-23

Order placedOrder shipsDelivered!

[View shop policies](#)

Meet your sellers



Kristen Wilson

Owner of [kristycreations](#)

[Message Kristen](#)

75 reviews



Reviews for this item 7

Reviews for this shop 75

Sort by: Recommended ▾

[Renea Griffith](#) Dec 13, 2020

Flavor: Salted Caramel

The hot cocoa bombs were packaged with such care! They were ready for gift giving! And the handwritten thank you/Christmas card showed just how much my business was appreciated. I would definitely buy again and recommend to friends and family.

Helpful?

[annie spielman](#) Dec 12, 2020

Flavor: Classic chocolate

Quick shipping and loved the personal touch of a handwritten card with my gift message when I marked it as a gift!

Helpful?

[Richard Hogan](#) Feb 24, 2021

Flavor: Chocolate mint

Very late on my review but my wife loves these!!

Helpful?

1 2 3

Photos from reviews



More from this shop

[See more](#)

Vegetable platter cookies
kristykreations
\$50.00



Gumpaste orchids
kristykreations
\$20.00



Caramel apple cookies
kristykreations
\$10.00



Gumpaste hydrangeas
kristykreations
\$10.00




Sugar Cosmos
kristykreations
\$5.00



Homemade toffee
kristykreations
\$8.00

You may also like

including Ads 

See more



Cocoa Bombs
Kelliejosweettreats
\$25.00

Hot Cocoa Bombs
DeclansDelightsCo
\$6.00

Hot Chocolate Bomb
AllenSisters
\$4.00

Golden - Hot - Cocoa - Chocolate - Bombs - Marshmallows - Christmas - Eight Dollars Each - Stocking Stuffers - Gifts - Happy Holidays
DelightfulElegant
\$8.00

Obnoxious Unicorn cocoa bombs!
BChaoticD
\$24.50

Pumpkin spice hot chocolate bomb
BombsAwayDelights
\$7.50
Free shipping eligible



Ask about SPECIALS - Hot Cocoa Bombs
Ad by HeavenlyCreationsByD
\$20.00 FREE shipping



Skull Shaped Hot Cocoa Chocolate Bombs Single Ball - Variety Pack Over 30 flavors - Birthday Christmas Thanksgiving Halloween Party Gift
Ad by SimplyKraftsy

\$7.00

Free shipping eligible



Set of 4 Large Hot Chocolate Bombs, Baby Shower, Chocolate Bombs, Cocoa Bombs Marshmallows, Large Hot Cocoa bombs for Kids
Ad by ChocolatesUnlimited

\$28.00

Free shipping eligible



Hot chocolate bombs-See All 14 Varieties!

Ad by BigBearChocolates

\$6.89

Bestseller





Hot Cocoa Bomb, ICE PACK, Fast Shipping, Makes a perfect gift
Ad by KittysGiftShop
\$2.00 FREE shipping



Hot Cocoa Bombs - 1 dozen (White Choc Strawberry, Milk Choc Caramel, Dark Choc Sprinkles, White Choc Vanilla, Mint Choc Chip, Mocha)
Ad by CocoaAndSprinkles

\$64.80

~~\$72.00~~ (10% off)

Disclaimer: Sellers are responsible for following applicable laws and regulations and disclosing what is in their products. Etsy assumes no responsibility for the accuracy, labeling, or content of sellers' listings and products. Always read labels, warnings, directions and other information provided with the product before using or consuming it. If you have questions, contact the...

Explore related categories & searches

- Home & Living
- Food & Drink
- Candy
- hot cocoa bombs
- cocoa bombs
- vegan hot chocolate bombs
- local cocoa bombs
- hot cocoa bombs gift set

hot cocoa bombs free shipping

Listed on Sep 2, 2021
[80 favorites](#)
[Report this item to Etsy.](#)

Yes! Send me exclusive offers, unique gift ideas, and personalized tips for shopping and selling on Etsy.

Enter your email

Subscribe

Etsy is powered by 100% renewable electricity.

- Shop
- Sell
- About
- Help
- Gift cards
- Sell on Etsy
- Etsy, Inc.
- Help Center
- Etsy blog
- Teams
- Policies
- Trust and safety
- Forums
- Investors
- Privacy settings
- Affiliates
- Careers
- Press
- Download the Etsy App
- Impact

[Home](#) » [Hot Cocoa Bombs](#)

Hot Cocoa Bombs

Hot Cocoa Bombs

☆☆☆☆☆ [Write a review](#)

35066X

\$39.99

AVAILABLE TO SHIP: OCT 12TH 2021



Give Feedback



Yes, I want Free Shipping/No Service Charge for One Full Year with Passport.

ADD TO CART

Contents

- 6 Belgian chocolate cocoa bombs filled with hot cocoa powder, dehydrated mini marshmallows, and chocolate curls (2.8 oz. each):
- 2 milk and white chocolate decorated as snowflakes with crushed peppermint
- 2 milk and white chocolate decorated as [Chat](#) with dark chocolate and an orange sugar pearl nose
- 2 milk chocolate decorated as trees with green-tinted white chocolate, rainbow nonpareils, and leaf sprinkles



chocolate, rainbow nonpareils, and teal sprinkles

- Net Weight: 1 lb 2 oz

Description



You may also like



Choose-Your-Own Cocoa - Pick 2

\$19.99



Double Dark Chocolate Truffle Cocoa Mix

\$9.99



Sweet Milk Chocolate Truffle Cocoa Mix

\$9.99

Powered by 

Give Feedback

Questions \ 0 Answers

Chat
 WRITE A REVIEW

Reviews (0) Questions (0)



BE THE FIRST TO WRITE A REVIEW

[Home](#) » [Hot Cocoa Bombs](#)

Chat


All Categories

Back to home page | Listed in category: [Home & Garden](#) > [Food & Beverages](#) > [Non-Alcoholic Drinks](#) > [Hot Chocolate & Malted Drinks](#) | [Add to Watchlist](#)

People who viewed this item also viewed

Hot Cocoa Bombs Pack Of 6 With rainbow Sprinkles

\$24.00
+ shipping



Have one to sell? [Sell now](#)

hot cocoa bombs 6 Bombs Of Your Choice

Condition: **New**

Quantity: More than 10 available / [5 sold](#)

Price: **US \$24.00**

[Buy It Now](#)

[Add to cart](#)

Best Offer:

[Make Offer](#)

[Add to Watchlist](#)

Ships from United States 5 watchers Free local pickup

Pickup: Free local pickup available. [See details](#)

Shipping: **\$5.00** Standard Shipping | [See details](#)
Located in: Fort Mill, South Carolina, United States
Ships to: United States [See exclusions](#)

Delivery: Estimated between **Sat. Sep. 11** and **Wed. Sep. 15** to 19103

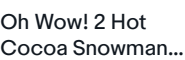



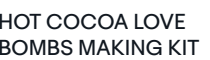


Payments: **PayPal CREDIT**
Special financing available. | [See terms and apply now](#)
Earn up to 5x points when you use your eBay Mastercard®. [Learn more](#)

Returns: Seller does not accept returns | [See details](#)

Shop with confidence

eBay Money Back Guarantee
Get the item you ordered or get your money back.
[Learn more](#)

Seller information
dama_211959 (2)
100% Positive feedback
.....
[Save this Seller](#)
[Contact seller](#)
[See other items](#)

						
\$21.99	\$29.99	\$24.99	\$30.00	\$35.00	\$13.30	\$:
Free shipping Last one	+ \$3.88 shipping Seller 100% positive	+ shipping Seller 99.5% positive	+ \$7.00 shipping Seller 99.5% positive	+ \$7.00 shipping Seller 99.5% positive	Free shipping Seller 98.2% positive	+ s Se

Description

Shipping and payments

Report item

eBay item number: 393116346531


Seller assumes all responsibility for this listing.


Item specifics


Condition:	New: A brand-new, unused, unopened, undamaged item. See the seller's listing for full details See all condition definitions	Food Aisle:	Pantry
Allergens:	Milk	Product:	Hot Chocolate & Malted Drink
Serving Size:	1	Number of Servings:	6
Food Specifications:	Homemade, Nut Free, Peanut Free	Brand:	Handmade


hot cocoa bombs 6 Bombs Of Your Choice. Condition is "New". Shipped with USPS First Class.


Explore related sponsored items

















\$6.95

Free shipping
6 watchers

\$4.99

Free shipping
266 sold

\$9.10

Free shipping
183 sold

\$9.49

Free shipping
Seller 97.3% positive

\$6.99

Free shipping
21 sold

\$8.33

Free shipping
Seller 97% positive

\$:

Fre
Se

Oh Wow! 2 Hot Cocoa Snowman...	Frankfort hot chocolate PUMPKIN...	HOT COCOA LOVE BOMBS MAKING KIT	HOT COCOA SPHERE BOMBS MAKING KIT	Frankfort hot chocolate PUMPKIN...	Alter Eco - Organic Dark Chocolate...	Tr...
\$21.99	\$29.99	\$35.00	\$30.00	\$24.99	\$13.30	\$...
Free shipping Last one	+ \$3.88 shipping Seller 100% positive	+ \$7.00 shipping Seller 99.5% positive	+ \$7.00 shipping Seller 99.5% positive	+ shipping Seller 99.5% positive	Free shipping Seller 98.2% positive	+ s...

People who viewed this item also viewed

Hot Cocoa Bombs Pack Of 6 With...	Hot Chocolate bombs - Hot Cocoa...	Set Of 4 hot chocolate cocoa...	☆ 4 Belgian Hot Chocolate Cocoa...	6 Hot Cocoa Bombs(made w/RE...	Set Of 3 hot chocolate cocoa...	Ho...
\$24.00	\$24.00	\$25.00	\$20.00	\$34.95	\$23.00	\$...
+ shipping Seller 100% positive	+ \$6.00 shipping 8 watchers	Free shipping Seller 100% positive	Free shipping 9 watchers	Free shipping 87 sold	Free shipping Seller 100% positive	+ \$...

[Back to home page](#)

[Return to top](#)

More to explore : [F Bomb Sticker](#), [Bomb Cosmetics Home Fragrances](#), [Rodent Control Smoke Bombs](#), [Bomb Cosmetics Fruit Candles](#), [Bomb Cosmetics Décor Candles](#), [Bomb Cosmetics Citrus Décor Candles](#), [Weed & Pest Control Smoke Bombs](#), [Rodent Other Smoke Bombs Control](#), [Bomb Cosmetics Floral Décor Candles](#), [Bombe Chest In Dressers & Chests Of Drawers](#)

Etsy



Search for anything



Sign in



Similar items ?

See more



Breakable Heart w/ cake bite option
BayAreaSweetShop
\$30.00




Cakebites, Cakesicles & Oreo Gift Set
BayAreaSweetShop
\$28.00



Fabulous Fall Hot Cocoa Bombs
Ad by SugarSpiceAndShop
\$9.99
Free shipping eligible



3, Hot Cocoa Bomb, Gift Set, Fast Shipping, Makes a perfect gift, Hot Cocoa Bomb Set
Ad by KittysGiftShop
\$15.00





BayAreaSweetShop

159 sales | 4.9 ★★★★★ (51 reviews)

Hot Cocoa Bombs Set of 4

\$20.00+



In stock

Flavor Choices

Select an option

Style

Select an option

Add to cart



Arrives by Sep 13-17 if you order today.

Highlights



Handmade



Materials: Chocolate, Cocoa, Sprinkles

Description

Learn more about this item

Shipping and return policies

Estimated arrival

Sep 13-17

Get shipping cost

Ships from Livermore, CA



Sep 8



Sep 9-10



Sep 13-17

Order placedOrder shipsDelivered!

Meet your sellers

EXHIBIT D

For Cocoa With Panache, Make Hot Chocolate Bombs

You've seen them on TikTok, now you can create them at home.

By Emma Grillo

Published Dec. 17, 2020 Updated Dec. 19, 2020

Cooking Feast on recipes, food writing and culinary inspiration from Sam Sifton and NYT Cooking. [Get it sent to your inbox.](#)

A few ingredients go a long way when it comes to hot chocolate bombs, a cozy treat that has quickly gained popularity on social media. These chocolate balls may look unassuming from the outside, but when placed in a cup of warm milk, the outer shell “explodes” to reveal hot cocoa powder and marshmallows within. Once mixed together, it makes for a rich cup of hot chocolate, and a fun recipe to assemble and give as gifts to family and friends.

You'll need a silicone mold with cavities about two-and-a-half inches wide, a pastry brush or clean paint brush to spread the chocolate, and an instant-read thermometer to help you temper the chocolate. (Silicone chocolate molds have become hard to track down, but silicone cupcake liners make a good alternative.) While tempering your chocolate isn't necessary, it's worth the few extra steps to ensure that the chocolate dries smooth and hard, especially if you plan to give your hot chocolate bombs as gifts.

You can, and should, customize the recipe to fit your taste. Feel free to scale up or down depending on how large of a mold you would like to use and how rich you want your hot chocolate. Decorating the hot chocolate bombs once you've assembled them is half the fun, though remember to stick to treats that will go well in your cup of cocoa, like holiday-themed sprinkles or crushed candy canes.

Time: About 2 hours

Yield: 6 hot chocolate bombs

12 ounces semisweet chocolate, finely chopped (1 $\frac{1}{3}$ cups)

6 tablespoons hot cocoa mix, plus more if desired

30 to 40 mini marshmallows

Sparkling sugar, sprinkles or crushed candy canes, for decoration

1. Temper the chocolate: Melt two-thirds of the chocolate (8 ounces) in a double boiler or heatproof bowl set over a saucepan of simmering water (or microwave in a microwave-safe bowl in 15-second intervals). Stir gently as it melts and use an instant-read thermometer to ensure it doesn't exceed 100 degrees. The chocolate should be just melted and warm to the touch. Remove from the heat and add the remaining chocolate a few pieces at a time, stirring after each addition, until melted. Continue stirring until the temperature lowers to 88 to 91 degrees.



Temper your chocolate using a double boiler. Liz Clayman for The New York Times
(Photography and Styling)

To make the shells, paint the chocolate into molds. Liz Clayman for The New York Times
(Photography and Styling)

2. Make the chocolate shells: You will need two 6-cavity silicone molds with 2 ½-inch-diameter half spheres. Using a pastry brush or a clean paintbrush, evenly coat inside of each mold with about 1 teaspoon of melted chocolate. Repeat to make 12 half-spheres, working in batches if needed. Let the coated mold sit at room temperature until the chocolate is hard, 15 to 30 minutes. Repeat twice for three chocolate coatings total. If needed, reheat the melted chocolate to 88 to 91 degrees between coatings by stirring over simmering water or microwaving for 15 seconds.

3. Carefully remove the hardened chocolate shells from the mold. (If you have them, wear plastic gloves to prevent fingerprints on the chocolate.) To even out the shells' edges, warm a pan on the stove over low heat and gently press the rims of the chocolate shells onto the pan for a few seconds. Transfer the shells to your mold or a muffin tin turned upside-down to let the edges set and to balance them while you assemble the bombs.

Fill a shell with cocoa mix and mini marshmallows. Liz Clayman for The New York Times
(Photography and Styling)

4. To assemble a hot chocolate bomb, grab two of the chocolate shells. Put 1 tablespoon hot cocoa mix and 5 to 6 mini marshmallows in one shell. (Adjust the amount of hot cocoa mix and marshmallows you put inside your bomb depending on how rich you want your hot chocolate.) Press the rim of the empty shell onto the warm pan until the chocolate begins to melt. Gently press the melted rim against the rim of the filled shell to create a ball. To seal the ball, paint a little of the remaining melted chocolate around the seam with the paintbrush, your finger or the back of a spoon. Repeat with the remaining ingredients.

5. Drizzle any remaining melted chocolate over the hot chocolate bombs and sprinkle sparkling sugar, sprinkles, crushed candy canes or any other edible decorations on top.

6. To serve, drop a hot chocolate bomb in 8 ounces (1 cup) of very warm milk in a mug and watch the chocolate shell melt away to reveal the marshmallows and hot cocoa inside. Stir until the chocolate completely melts and enjoy.



Drop into hot milk and wait for the explosion. Liz Clayman for The New York Times
(Photography and Styling)

Ending 2020 With a Sweet Bit of Release

The hot chocolate bomb is a tasty metaphor for a pent-up year.

By Hannah Selinger

Dec. 25, 2020

After months upon months of palliative food trends — baking sourdough bread, swirling up cups of Dalgona coffee, cutting into deceptive cakes — 2020 is ending not with a whimper but a bang, in the form of a hot chocolate bomb.

These hollow orbs, designed to dissolve dramatically in warm milk, began to take over TikTok back in October. Now they're everywhere: Search for #hotchocolatebombs on Instagram, and you'll find more than 100,000 photos and videos of the giant truffle-like treats, filled with marshmallows, candy and — for the grown-up consumer — alcohol. Even major grocery chains, like Trader Joe's and Costco, sell them.

Local chocolatiers and bakers are getting in on the trend, too. Lori Waiser, 43, an owner of Lor's Little Bakeshop in Morristown, N.J., began making hot chocolate bombs in late November after requests from some of her corporate clients. In the first three weeks, she sold 600 of them, which she made by hand in sets of three.

"I think these cocoa bombs are just adding instant joy to someone's life," Ms. Waiser said. The reward, though worthwhile, is also fleeting, she noted. "These are taking me close to 15 minutes apiece, and someone's dissolving it in less than 20 seconds," she said.

Andrea Traynor, 45, of Courtice, Ontario, who runs the lifestyle blog Mommy Gearest, purchased hot chocolate bombs for her children, aged 10 and 12, after seeing an Instagram Story.

"I watched somebody pour their steaming hot milk, and their chocolate bomb obviously exploded with complete perfection, and I thought, 'Ooh, that's fun.'" Ms. Traynor had participated in some of the year's other social food trends, but the appeal of the bombs, she said, felt different.

In particular, she enjoyed being able to watch her children experience an ephemeral bit of delight. "We are so isolated," she said. "So I really made a point, since spring, of trying to spark as much joy in my kids' lives as possible."

Stephanie Omens, 55, a psychotherapist in private practice in Manhattan, believes that the enthusiasm surrounding the trend is also about agency.

"It's something that we can control in a place during the pandemic when we have been out of control," she said. "We don't know when it's going to end." The hot chocolate bomb offers a gratification that we can wrap our hands and minds around. "We know something's going to happen instantaneously. And so, that's exciting, and we get to master it."

For Julie Dugdale, 41, a freelance writer in Denver, who was recently given a set of the hot chocolate bombs, the treats feel, indeed, like an antidote to the world's current chaos.

"It's this huge, fun, bursty, melty glob of — you don't even know what's going to happen," she said. "But you don't have to worry about it going anywhere, or spilling anywhere, or being something that you didn't realize was going to happen and not being able to clean it up or deal with it."

Ms. Dugdale, who has two sons (an 18-month-old and a 3-year-old), said that her world is "very small" right now and that she is "constantly looking for new things" to deliver "surprise and delight." Her youngest child has spent half of his life amid the pandemic.

“He doesn’t know any different,” she said. With that in mind, the simple melting of a chocolate bomb in a sea of hot milk, marshmallows afloat for mere seconds before their inevitable dissolution, can feel like this year’s necessary magic.

In the end, the hot chocolate bomb may be the ultimate memorial to 2020, the jettisoning of emotion in a year where it has previously been bottled up. Under pressure, everything was bound to crack open. Call it the perfect metaphor for the moment, held together by a fragile chocolate shell.

“You’re not sure when the explosion will happen,” Ms. Omens said of the hot chocolate deluge. “You wait in anticipation. And then, when it does, there’s joy.” Like fireworks, she said, the hot chocolate bomb offers a double helping of excitement: the crescendo to the main event and then, finally, the sweet, sweet release that we all have been craving.

IDK TRENDS THE INTERNET

What Are Hot Chocolate Bombs and Why Are They Suddenly Everywhere?

The viral TikTok trend is both comforting and confounding for wannabe chocolatiers

by [Amy McCarthy](#) | Dec 17, 2020, 10:03am EST

If you buy something from an Eater link, Vox Media may earn a commission. See our [ethics policy](#).



Katheryn Moran/Shutterstock

Part of

Eater at Home for the Holidays

‘Tis the season for hot chocolate, and an especially decadent version of everyone’s favorite holiday drink (suck it, cider) is exploding on TikTok and in suburban communities across the country. A basic-bitch packet of Swiss Miss mix just can’t compete with the visually compelling and viral glory of hot chocolate bombs.

For the unfamiliar, hot chocolate bombs, or glossy chocolate orbs filled with cocoa mix, marshmallows, sprinkles, and other edible baubles, are a truly over-the-top way to level up your cocoa game. Once plopped inside a mug full of warm milk, the bombs open up in dramatic fashion, revealing the goodies inside and creating a decadent cup of hot cocoa once stirred together.

Hot cocoa bombs are seriously trendy right now, **written up** in the *New York Times*, popping up in cafes, fancy chocolate shops, and even luxury retailers — **Neiman Marcus is currently hawking a \$32 hot chocolate bomb** that’s painted pink and shaped like a snowman, made by Dallas chocolatier Kate Weiser. At the Ganachery in Florida’s Disney Springs, there’s a virally popular bomb shaped like Olaf from the movie *Frozen*. They’re also all over Etsy, including **vegan options, extra-large bombs topped with whole Oreos, and white chocolate bombs decorated to look like unicorns.**

On TikTok, where the hashtag #hotchocolatebombs has been used more than 181 million times, the world of hot chocolate bombs is much more homemade. Thousands of tutorials demonstrate how to carefully temper the chocolate and pour it into silicone molds. The half-spheres are left to harden, then filled with cocoa mix and marshmallows and “glued” together with melted chocolate. At the end of the process, the bombs are drizzled with even more chocolate and decorated with festive sprinkles. One video

[close](#)

Sign up for the Eater newsletter

The freshest news from the food world every day

Email (required)

SUBSCRIBE

By signing up, you agree to our [Privacy Notice](#) and European users agree to the [data transfer policy](#).

Considering that we’re all stuck indoors with plenty of time on our hands as we try to slow the spread of the novel coronavirus, there’s really no better time to learn the challenges in crafting fancy chocolate confections. Alongside the videos of perfectly crafted chocolate bombs are a litany of fail videos that showcase people who are learning exactly how difficult it is to temper chocolate properly and fill the spheres without breaking the bomb’s delicate shell.

But unlike the typical fail, these at least will still result in a delicious mug of hot chocolate. Nobody cares that your hot chocolate bomb looked more like an oddly shaped poop than a professional confection, so long as it doesn't taste like one once it's fully melted into a mug of warm milk.

And maybe this is just a good time to get experimental with hot chocolate. Also on TikTok, people are encouraging others to boil the metal grinders they use to crush up marijuana in milk to make a hot chocolate that will, allegedly, be delicious while getting you stoned. Unfortunately, that's not exactly true. First, cannabis has to go through a process called decarboxylation to activate its psychoactive elements when eaten, and the idea of consuming hot chocolate that's infused with decades of stoner hand germs and weed pesticides is just not appealing.

But while you might hope to avoid a mug of hot cocoa ruined by impotent weed dust, there's no denying the appeal of a hot chocolate bomb, even if they are a little ridiculous and kitschy. We could all use a little magic, and rich dark chocolate, in our cups right now.



Sign up for Eater's newsletter

The freshest news from the food world every day

Email (required)

By signing up, you agree to our [Privacy Notice](#) and European users agree to the data transfer policy.

SUBSCRIBE

Eater at Home for the Holidays

Cooking

10 ✓

Baking

11 ✓

Eating

7 ✓

Drinking



This New Year's Eve, Pair Fast Food With Bubbly

The Best Gift to Give Your Future Self Is a Pre-Aged Cocktail

A Brief Guide to Buying Champagne

The Case for Instant Coffee

If You're Making Cocktails, You Should Be Making Your Own Bitters

What Booze Is Worth Buying at Costco?

Sommeliers Pick the Best Wine Glasses for Every Scenario

How to Keep an Opened Bottle of Wine Good for Days

These Hot Toddy Recipes Can Melt Any Winter Blues

Gifting

10

EXHIBIT E



📷 (<https://www.instagram.com/mydrinkbomb/>)
(<https://www.facebook.com/mydrinkbomb>) **in**


☎ 832.291.1400(tel:1+832-291-1400)

(<https://mydrinkbomb.com>)



COCKTAILS MADE SIMPLE. NO BARTENDER REQUIRED.


(<https://mydrinkbomb.com/product-category/cocktail-mocktail-bombs/>)

 (<https://www.instagram.com/mydrinkbomb/>)
(<https://www.facebook.com/mydrinkbomb>) 

 832.291.1400(tel:1+832-291-1400)



(<https://mydrinkbomb.com>)


 (<https://www.instagram.com/mydrinkbomb/>)
(<https://www.facebook.com/mydrinkbomb>) 

 832.291.1400(tel:1+832-291-1400)

(<https://mydrinkbomb.com>)

(<https://mydrinkbomb.com/product/limited-edition/>)

 (<https://www.instagram.com/mydrinkbomb/>)
(<https://www.facebook.com/mydrinkbomb>) 

 832.291.1400(tel:1+832-291-1400)

(<https://mydrinkbomb.com>)

(<https://mydrinkbomb.com/product/limited-edition/>)

📷 (<https://www.instagram.com/mydrinkbomb/>)
(<https://www.facebook.com/mydrinkbomb/>) **in**

☎ 832.291.1400(tel:1+832-291-1400)

(<https://mydrinkbomb.com/product/single-bombs/>)
(<https://mydrinkbomb.com>)

Limited Edition

Craft Cocktail 4 packs – now in 5 packaging options including Roance, Tropical, Botanical and Lemon!

SHOP 4 PACKS
([HTTPS://MYDRINKBOMB.COM/PRODUCT-CATEGORY/GIFT-PACKS/](https://mydrinkbomb.com/product-category/gift-packs/))

New! 12 Packs

Blueberry Lemonade Bomb

Tequila Sunrise Bomb, Earth Bomb Bomb

SHOP 12 PACKS
 (HTTPS://MYDRINKBOMB.COM/PRODUCT-
 CATEGORY/GIFT-PACKS/)

832.291.1400(tel:1+832-291-1400)

Corporate Gifts

Fully customizable individually packaged in your colors, your logo, and your favorite flavors!

SHOP CUSTOM
 (HTTPS://MYDRINKBOMB.COM/PRODUCT-
 CATEGORY/SITR-STICKS/)

Best Sellers

Simply drop a MyDrinkBomb® into any sparkling water, add garnish and cheers! Enjoy a cocktail, or mocktail, any time with these artisan, hand-crafted cocktail “bombs” by MyDrinkBomb®. Made with all natural flavors, cane sugar,

dried fruits, edible flowers and edible drink dust cocktail shimmer. Available in
stores across the US including Specs, Total Wine & More, Richards Liquors and
many high-end retail boutiques. Drink the Drink is easy to use when you are looking
for the next hot spot for happy hour, special events or deals.

(<https://mydrinkbomb.com>)

📷 (<https://www.instagram.com/mydrinkbomb/>)
(<https://www.facebook.com/mydrinkbomb/>) **in**

☎ 832.291.1400(tel:1+832-291-1400)

(<https://mydrinkbomb.com/>)

(<https://mydrinkbomb.com/product/margarita-bomb/>)

Margarita Bomb™

(<https://mydrinkbomb.com/product/margarita-bomb/>)

\$15.00 – \$59.00

📷 (<https://www.instagram.com/mydrinkbomb/>)
(<https://www.facebook.com/mydrinkbomb>) **in**

📞 832.291.1400(tel:1+832-291-1400)

(<https://mydrinkbomb.com>)

(<https://mydrinkbomb.com/product/prosecco-rose/>)

Prosecco Rose Bomb™

(<https://mydrinkbomb.com/product/prosecco-rose/>)

\$15.00 – \$59.00

📷 (<https://www.instagram.com/mydrinkbomb/>)
(<https://www.facebook.com/mydrinkbomb/>) **in**

☎ 832.291.1400(tel:1+832-291-1400)



(<https://mydrinkbomb.com>)


(<https://mydrinkbomb.com/product/bellini-blush-2/>)

Bellini Blush Bomb™

(<https://mydrinkbomb.com/product/bellini-blush-2/>)

\$15.00 – \$59.00

 (<https://www.instagram.com/mydrinkbomb/>)
(<https://www.facebook.com/mydrinkbomb>) 


 832.291.1400(tel:1+832-291-1400)

(<https://mydrinkbomb.com>)


(<https://mydrinkbomb.com/product/limoncello-bomb/>)


Limoncello Bomb™


(<https://mydrinkbomb.com/product/limoncello-bomb/>)

 (<https://www.instagram.com/mydrinkbomb/>)

~~\$15.00 - \$59.00~~



 (<https://www.facebook.com/mydrinkbomb>)






 832.291.1400(tel:1+832-291-1400)

(<https://mydrinkbomb.com>)


[\(https://www.instagram.com/mydrinkbomb/\)](https://www.instagram.com/mydrinkbomb/)
[\(https://www.facebook.com/mydrinkbomb/\)](https://www.facebook.com/mydrinkbomb/)


[\(https://mydrinkbomb.com/product/mimosa-bomb/\)](https://mydrinkbomb.com/product/mimosa-bomb/)


832.291.1400(tel:1+832-291-1400)

Mimosa Bomb™
[\(https://mydrinkbomb.com/product/mimosa-bomb/\)](https://mydrinkbomb.com/product/mimosa-bomb/)
[\\$15.00

– \\$59.00](https://mydrinkbomb.com)

📷 (<https://www.instagram.com/mydrinkbomb/>)
(<https://www.facebook.com/mydrinkbomb>) **in**

☎ 832.291.1400(tel:1+832-291-1400)

(<https://mydrinkbomb.com>)

(<https://mydrinkbomb.com/product/coconut-mojito/>)

Coconut Mojito Bomb™

(<https://mydrinkbomb.com/product/coconut-mojito/>)

\$15.00 – \$59.00

(https://www.instagram.com/mydrinkbomb/) **SHOP CRAFT COCKTAIL BOMBS NOW**
 (https://www.facebook.com/mydrinkbomb/) **(HTTPS://MYDRINKBOMB.COM/PRODUCT-**
CATEGORY/COCKTAIL-MOCKTAIL-
BOMBS/)

832.291.1400(tel:1+832-291-1400)

(https://mydrinkbomb.com)
MYDRINKBOMB® COCKTAIL RECIPES
(HTTPS://MYDRINKBOMB.COM/DRINK-
INSPIRATIONS/)

*We bought the customizable individuals for our last Corporate event
unique!*

📷 (<https://www.instagram.com/mydrinkbomb/>)
(<https://www.facebook.com/mydrinkbomb/>) **in**

☎ 832.291.1400(tel:1+832-291-1400)

Straws for a Cause

(<https://mydrinkbomb.com>)

Saving the planet one straw at a time... and looking chic while doing it! 20% goes to local charities.

(<https://mydrinkbomb.com/product-category/all-products/reusable-crystal-straws>)

📷 (<https://www.instagram.com/mydrinkbomb/>)
(<https://www.facebook.com/mydrinkbomb>) **in**

☎ 832.291.1400(tel:1+832-291-1400)

Stay in Touch

(<https://mydrinkbomb.com>)

Join us online for advanced notice of sales, specials, new launches & events!

SUBSCRIBE

© Copyright 2018-2021 MyDrinkBomb® - All Rights Reserved. Website: Ad Factory, Inc. (<https://adfactorycs.com/>)

INSTAGRAM([HTTPS://WWW.INSTAGRAM.COM/MYDRINKBOMB/](https://www.instagram.com/mydrinkbomb/))
FACEBOOK([HTTPS://WWW.FACEBOOK.COM/MYDRINKBOMB](https://www.facebook.com/mydrinkbomb)) **LINKEDIN**



BYRDIE



CONFIDENCE, COMMUNITY, AND JOY

8 BATH BOMBS TO MAKE BATH TIME THE BEST PART OF Your Day

written by [KRISTIN CORPUZ](#) UPDATED ON SEP 08, 2021

fact checked by [LISA SULLIVAN](#)



Our editors independently research, test, and recommend the best products; you can learn more about our [review process here](#). We may receive commissions on purchases made from our chosen links.

Baths are the epitome of self-care (along with [sustainable sheet masks](#) that equally care for the earth!). You can pop open a bottle of wine (along with your kickstarting [bath subscription box](#)), stream an episode of the show you're currently into, and sink into a tub full of [relaxing soaks](#). The only thing better than a bath is one with a bath bomb thrown into it. Whether you use it for aromatherapy or just to make the water look pretty (or both), bath bombs are an absolute must to take bath time to the next level.

Here are the top bath bombs to try for the best soak of your life.

Best Overall: Lush Cosmetics Intergalactic Bath Bomb



VIEW ON LUSHUSA.COM

CONFIDENCE, COMMUNITY, AND JOY

We picked The Intergalactic bath bomb as our favorite to unwind in because it combines peppermint oil, popping candy, and cedarwood oil, for the ultimate bath time experience. Plus, it gives off some dreamy colors that swirl around ever so beautifully, making the tub look like an inviting blue galaxy. As a bonus, this bath bomb has plastic-free glitters in it, and it's vegan and cruelty-free so there's really no reason not to try it.

Advertisem

Advertisem

CONFIDENCE, COMMUNITY, AND JOY

Best Budget: Dr. Teal's 5-Count Ultra Moisturizing Lavender Bath Bombs



[VIEW ON BED BATH & BEYOND](#)

Epsom salts are a magical bath time addition that helps relax sore muscles, soothe irritated skin, and more. That's why we love these lavender bath bombs from Dr. Teal's, which feature Epsom salts and essential oils all wrapped in one little ball.

Almond oil, jojoba oil, and sunflower oil moisturize your skin as you soak,^[1] while the inviting scent of lavender fills the room. While bath bombs aren't usually all that expensive, this one is particularly affordable, since you get five bath bombs for the price

CONFIDENCE, COMMUNITY, AND JOY

RELATED: [The 12 Best Stress-Relieving Epsom Salts for Your Next Soak](#)



[Best Calming: Lush Cosmetics Twilight Bath Bomb](#)

CONFIDENCE, COMMUNITY, AND JOY[VIEW ON LUSHUSA.COM](#)

Remember when we said Lush bath bombs are—quite literally—the bomb? Well, we meant it. Their Twilight bath bomb is one of our top picks for a zen-like bath experience. Lavender oil helps you relax and relieve stress^[2] and the pink, purple, and indigo hues are a total treat for the eyes. Pop this in your bath when you're feeling worked up—you won't regret it. The zen will follow you long after—especially if you follow it up with your favorite post-bath skincare product.

Advertisement

80% of users say this is the best daily regimen for their psoriasis

CELESTINE

Learn More >

Advertisement

CONFIDENCE, COMMUNITY, AND JOY

VIEW ON NORDSTROM | \$16

Sit back and take in the soothing aromas of lavender and sage, as this bath bomb moisturizes your skin with coconut oil, essential oils, and clay. These handmade bath bomb cubes from Yuzu Soap are the scented babies your bath needed. Since they're handmade and made with clean ingredients, there are no added sulfates, parabens, or phthalates. They also come in a pack of two, making them good for two rounds of bathtime.

RELATED: [9 Bubble Baths to Soak the Stress Away, Stat](#)

Advertisement

Advertisement


CONFIDENCE, COMMUNITY, AND JOY

Best Splurge: Ouai Chill Pills

[VIEW ON AMAZON](#) | \$30[VIEW ON SEPHORA](#) | \$30[VIEW ON ULTA](#) | \$30

We're already obsessed with Ouai for their cult-favorite hair products that keep our hair looking gorgeous. So it comes as no surprise that their bath bombs are just as swoon-worthy. Enter Ouai's Chill Pills. These adorable pill-shaped bombs are chock full of jojoba seed oil, safflower seed oil, and hemp seed oil to keep skin hydrated and glistening. But perhaps the best part is the relaxing jasmine rose scent, which is light with floral notes without being too overpowering. Pop these into your bath and indulge in your at-home spa experience.

CONFIDENCE, COMMUNITY, AND JOY



Best for Sensitive Skin: Fur Bath Drops


[VIEW ON NORDSTROM](#) | \$34

[VIEW ON ULTA](#) | \$34

CONFIDENCE, COMMUNITY, AND JOY

while Fur's signature Fur Oil keeps ingrown hairs and bumps at bay.

Unlike other bath beads and drops on the market that use gelatin casings, Fur's product is 100 percent vegan and uses red seaweed as a clean alternative. They're also silicone, paraben, and fragrance-free, cruelty-free, and gynecologist tested. Need we say more?



Best for Eczema: Eczema Honey Oatmeal Bath Bomb

CONFIDENCE, COMMUNITY, AND JOY

[VIEW ON ECZEMAHONEYCO.COM](#)

Eczema Honey went viral with their Original Healing Cream, which promised to soothe and relieve eczema inflammation on the face and body. This addition to their product line lives up to the hype. Oatmeal and honey are common eczema relievers,^{[5][6]} so it makes sense that Eczema Honey would combine these two power players in a soothing bath bomb.

This giant bomb is twice the size of most other bath bombs, so you can take the time to really soak in the nutrients, or even split it up into two baths. Cocoa butter moisturizes the skin,^[7] oatmeal reduces inflammation and itchiness,^[6] and witch hazel nourishes dry skin,^[8] to make for a truly relaxing experience.

Best Before Bed: Life Flower Flower Child Bath Bomb

[VIEW ON LIFEFLOWERCARE.COM](#)

CONFIDENCE, COMMUNITY, AND JOY

options: Hypnosis (lavender essential oil, chamomile, and lavender buds, and amethyst) and Flower Child (lavender, rosemary, and eucalyptus essential oils, an herbal blend, and quartz crystal).

UP NEXT: [These Cleansing Bars Will Change the Way You Feel About Bar Soap](#)

ARTICLE SOURCES +


Related Stories



BODY ■ 04/17/21


Relax, Soothe, and Save Money With This DIY Bath Bomb Recipe

CONFIDENCE, COMMUNITY, AND JOY



DRY ■ 08/23/21


This DIY Milk Bath Recipe Can Help Soothe Dry, Itchy Skin



PRODUCT REVIEWS ■ 1 DAY AGO


10 WOC-Owned Beauty Brands to Add to Your Bath Time Rituals

CONFIDENCE, COMMUNITY, AND JOY



PRODUCT REVIEWS ■ 3 DAYS AGO

If You're Not Getting a Rubdown With These Massage Oils, You're Doing It Wrong



REVIEWS ■ 01/04/21


11 of the Best Bath Salts for Every Purpose

CONFIDENCE, COMMUNITY, AND JOY




PRODUCT REVIEWS ■ 04/26/21

15 Body Oils for a Hydrated, Glaze-y Glow



BODY ■ 01/10/20

These Are the 10 Best-Selling Lush Bath Bombs



CONFIDENCE, COMMUNITY, AND JOY



BODY ■ 01/10/20

Oh, This Is How You're Actually Supposed to Use a Bath Bomb



PRODUCT REVIEWS ■ 12/07/20


9 Bubble Baths to Soak the Stress Away, Stat

CONFIDENCE, COMMUNITY, AND JOY



BODY ■ 04/29/20

The Subtle Art of Taking the Perfect "Quath" (Quarantine Bath)



REVIEWS ■ 08/17/21


From Argan to Castor: The Best Hair Oils for Healthy Strands

CONFIDENCE, COMMUNITY, AND JOY



SKINCARE ■ 10/02/19

Salt Is the Natural Beauty Ingredient You Should Be Looking Out For



BODY ■ 03/31/20

7 Homemade Body Scrubs Great for Smoother, More Luminous Skin

CONFIDENCE, COMMUNITY, AND JOY



PRODUCT & BRAND NEWS ■ 12/07/20

Hermès Launches Piano Box Full of 24 Rouge Lipsticks—and More November Beauty Launches

CONFIDENCE, COMMUNITY, AND JOY



ANTI-AGING ■ 05/15/19

Get Beautiful Skin Using Everyday Kitchen Items

BYRDIE

We don't keep our beauty secrets.

✉ you@example.com

SUBSCRIBE



SKIN HAIR MAKEUP FRAGRANCE WELLNESS STYLE REVIEWS

ABOUT US

COOKIE POLICY

ADVERTISE

CONTACT

CONFIDENCE, COMMUNITY, AND JOY



Dotdash Byrdie is part of the [Dotdash](#) publishing family.

FREE SHIPPING ON ORDERS OVER \$75
Our Autumn Spice Collection Is Here!

Bath Bombs

38 products

Sort

Save \$4!




Mix & Match Bath Bomb 4-Pack
★★★★★ 327 reviews

~~\$24.00~~ \$20.00

CREATE YOUR BUNDLE

New!



Orange Dreamsicle Waffle Bath Bomb
\$10.00

New!



"Stress Eraser" Pencil Bath Bomb

★★★★ 24 reviews

\$9.00


New!



Backpack Fizzing Bath Bomb

★★★★★ 1 review

\$9.00



Maple Sugar Waffle Bath Bomb

★★★★★ 123 reviews

\$10.00

New!



Berry Whip Waffle Bath Bomb

★★★★★ 86 reviews

\$10.00

New!

Strawberry Vanilla Waffle Bath Bomb
★★★★★ 39 reviews
\$10.00

New!

Pink Passion Waffle Bath Bomb
★★★★★ 31 reviews
\$10.00

New!

Pinkberry Marmalade Waffle Bath Bomb
★★★★★ 66 reviews
\$10.00

New!

Donut Delights Bath Bomb Box
★★★★★ 9 reviews
~~\$54.00~~ \$42.00

Sale

Caribbean Paradise Bath Bomb Set
★★★★★ 15 reviews
~~\$36.00~~ \$29.00

New!

Pineapple Fizz Bath Bomb
★★★★★ 9 reviews
\$9.00

New!

Peach Fizz Bath Bomb
★★★★★ 8 reviews
\$9.00

New!

Strawberry Fizz Bath Bomb
★★★★★ 5 reviews
\$9.00

New!

Watermelon Fizz Bath Bomb
★★★★★ 5 reviews
\$9.00

New!

Watermelon Splash Bath Bomb
★★★★ 72 reviews
\$8.00

New!

Fruit Smoothie Donut Bath Bomb
★★★★★ 27 reviews
\$9.00

Rainbow Fizz Bath Bomb
★★★★ 68 reviews
\$9.00

New!

Rainbow Bath Bomb
★★★★★ 8 reviews
\$9.00

New!

Sea Turtle Bath Bomb
★★★★ 11 reviews
\$8.00

New!

★★★★★ 2 reviews

1 2 >

If you thought your bath couldn't get any better, then you haven't tried a bath bomb yet! These fizzy little balls of fun amp up your tub time with color, fragrances, and skin benefits without introducing harmful synthetics that could possibly irritate your skin. Soaking in the bathtub allows moisture from the essential oils to absorb deep into your skin, providing you with a sense of smooth, silky softness.

Bath bombs help lock in moisture and hydrate your skin while giving your bath a lovely, multi-sensory experience. Who knew you could accomplish so much for your skin all while relaxing in the tub?!

What is a bath bomb?

So, what exactly makes a bath bomb so reactive when dropped into water? The answer is ... science! It's actually an acid-based reaction between the components of a bicarbonate base and citric acid. Once the bath bomb hits the water, the bicarbonate and citric acid release carbon dioxide gasses.

The carbon dioxide is what makes the bath bomb fizz and move around in the tub, mixing bubbles and gorgeous color around with it. Bath bombs can contain additional ingredients like essential oils, aromas, Epsom salt, or dried flower petals and herbs.

All these ingredients are then tightly hand-packed into a variety of shapes but are typically found in spherical form.

History of bath bombs

The invention of the bath bomb is one of those ideas that make you wonder, "Why didn't I think of that?!" The ingredients used are fairly easy to obtain and the outcome of using a bath bomb is enjoyable, so how did the inventor come across the idea that all of us know and love today?

A woman by the name of Mo Constantine was inspired by observing a dissolvable antacid tablet bubble and fizz its way through the water.

With sensitive skin in mind, Mo created a recipe that was not only beneficial for skin but also a fun alternative to liquid bubble baths, which can often contain ingredients may irritate some skin types.

People everywhere took this bath bomb idea and ran with it! Soon, ingredients like flower petals, glitter, oils, and fragrances were being packed into the bath bombs, appealing to all walks of life!

What are the benefits of bath bombs?

- The main ingredients in bath bombs are sodium bicarbonate and citric acid, both of which are commonly known to have several benefits for skin health.
- If the bath bomb contains oils or other natural additives, the warm water of your bath will feel velvety smooth, allowing your skin to effectively absorb moisture
- Because it was originally created for individuals with sensitive skin, bath bombs are generally safe for most skin types. When purchasing bath bombs, be sure the product is all natural and there are no ingredients that your skin is allergic to.
- The naturally high levels of the alkaline substance from the bath bomb have been commonly known for helping to remove toxins.
- Bath bombs create an enticing atmosphere for your bath, setting the mood for any type of bath experience you choose. You can customize scents and colors for relaxation at night or a refreshing zing in the morning!

How to use a bath bomb

Choosing a bath bomb is almost just as fun as using it! While browsing for your bombs, you'll find just about any size, shape, color, scent that will fit the mood you're in. Keep an open mind and explore your options! You never know what style of bath bomb you'll end up falling in love with.

Using the bath bomb is as easy as it can get. Fill your tub with water that is at a comfortable temperature for you. Be sure to have anything you'll need within arms reach so you can stay put once you're in the tub. Grab your towel, book, a glass of wine, your headphones, or anything that will make your bath most relaxing.

Once the tub is full, drop the bomb in the water and enjoy the show! You'll see the bomb fizz and bubble and swirl around the tub leaving colorful trails of skin-loving oils and salts behind it.

It's your choice if you want to get in the tub while the bath bomb is still fizzing or if you'd rather wait until it's completely dissolved. Either way, ease your way to relaxation as your skin absorbs all the benefits your bath bomb has provided.

It may be a good idea to hop in the shower for a quick rinse off, especially if you've used a bomb with glitter or lots of colors. Also, remember to clean your tub as the surface might be too slippery for the next person who takes a bath. Giving a quick wipe down will also free your tub of flower petals or dyes the bath bomb may have left behind.

It's important to remember that the fresher your bath bomb is, the better it will work. Try not to wait several months after you bring it home. Bath fizzies are great for children that have a hard time relaxing before bed!

Can you use a bath bomb more than once?

It's recommended that you use the entire bath bomb just one time in order to get the complete effects of it. Cutting a bath bomb in half while it's dry will give you another chance in using it, but your bath experience might not be as exceptional as it would be if you were to use the entire bath bomb.

Under no circumstances should you take a bath bomb out of the water after it has fizzed and save it in a baggie for next time. Doing so may harbor unwanted bacteria and reintroduce it into your next bath.

What are the different types of bath bombs?

Once you've decided to take the plunge into the world of bath bombs, you'll soon realize that no two bath bomb is alike! You can easily find a bath bomb to fit your unique wants and needs. If you're feeling quirky, search for fun shaped bath bombs or a bomb with a trinket in the center.

If it's beautification you're looking for, find a bath bomb with essential oils or butters. You can even find themed bath bombs of your favorite cartoon or packages that coordinate with seasons and holidays!

Our My Guy bath bombs actually use activated charcoal to help further detoxify your skin! Read more about the benefits of charcoal soap while you're here.

How often should you use a bath bomb?

We recommend using a bath bomb no more than 1 - 2 times a week, although there aren't any side effects from using them a little more often. They're great for relaxing at the end of a rough, stressful week and pair perfectly with a glass of your favorite wine, candles, soothing music and your current favorite book! Showering after a bath may seem silly, but it's the best way to make sure excess dirt and oils have been rinsed away for good.

Can you use a bath bomb in the shower?

Using a bath bomb in the shower is perfectly fine! Even though you won't get to fully enjoy the moisturizing properties the bath bomb provides, it's a fun way to add fragrance to your shower if you'd like!

Other uses for bath bombs

No bath? No problem! They made be called 'bath' bombs, but that doesn't mean you can't get creative!

Pedi Party - Grab a large bin or bucket, fill it with warm water, and plop down on the couch with a snack and your favorite T.V. show binge while your feet soak in all the bath bomb goodness!

Out on Display - Bath bombs are beautiful both in and out of the water! Place some large glass bowls or jars in your bathrooms or around your house for a cute, refreshing home aesthetic.

Air Freshener - Why not have your home smell as amazing as you do? Fill small mesh bags of bath bomb pieces and put the bags in your closet, near your trash can, in your car, or even in your shoes to freshen and deodorize the air around you.

Gift Giving - What friends and family do you have who could benefit from a nice, relaxing bath? Bath bombs are great gifts for all occasions!

What ingredients do we use in our bath bombs?

At Nectar Bath Treats, creating our products with naturally nourishing elements is our proudest priority! Our luxurious Bath Bombs contain some of the most delectable ingredients your skin is craving.

Sweet Almond Oil - Sweet almond oil is packed with Vitamin E, A, proteins, fatty acids, zinc, and potassium. We also use sweet almond oil in our amazing whipped soap!

Epsom Salts (magnesium sulfate) - Epsom salt is a source of magnesium which can help provide our bodies with several benefits including better sleep and muscle soreness.

Bentonite Clay - Bentonite Clay contains a strong, negative electromagnetic charge acts like a magnet for dirt and toxins in the body, and it's been used for centuries by native populations.

Citric Acid - Citric Acid speeds up cell turnover to help produce new skin growth

Bath bombs were an instant hit in the world of skincare and it's easy to see why! With natural ingredients, fun additives, and an endless variety of colors and scents, who wouldn't want to add a little fizzy fun to their tub?!

Be sure to use one of our skin nourishing body scrub treats while you're here!

Bath Bomb FAQ

What is the purpose of bath bombs?

The purpose of bath bombs is to ease stress and tension in your muscles and give users the relaxing experience of bathing in beneficial ingredients. Our bath bombs are filled with moisturizing sweet almond oil, detoxifying bentonite clay and soothing epsom salts.

Is it bad to use a bath bomb every day?

It depends. If the bath bombs you're using aren't made with dyes, SLS or parabens, you should be fine. We recommend using our premium bath bombs 2-3 times per week for the best results.

Are bath bombs bad for your tub?

Some bath bombs can be bad for your tub if they contain high levels of dye. However, you can avoid staining by rinsing your tub out within a few minutes of exiting the tub with warm water and a washcloth or paper towels. This will minimize the time the colorants have to seep into your tub's walls.

What ingredients in bath bombs are bad for you?

Most bath bombs (like ours) nowadays are very safe. A few ingredients you should watch out for are SLS (Sodium Laureth Sulfate) and dyes. SLS may irritate your skin but is not used very often anymore. Our bath bombs use "SLSA" which is a complete different chemical and harmless to your skin compared to regular SLS.

SIGN UP AND SAVE

SIGN UP AND SAVE



Enter your email



SWEET LINKS

SWEET LINKS



100% Satisfaction Guarantee

Ambassador Program

Investor Relations

Reviews

Rewards

Sweet Talks

Accessibility

COMPANY

COMPANY



About Us

Our Locations

Contact Us

Join Our Team

Wholesale

Accessibility

Terms of Service | Privacy Policy | Return Policy

© 2020 Noa Inc LLC.

[about](#)[work with me](#)[SEARCH](#)[MENU PLAN](#)[DINNER
IDEAS](#)[SHOP HERE](#)[all
RECIPES](#)

Ready to transform stressful weeknight dinners?

help please!



18



1.2K

e » DIY Healthy Smoothie Bombs

DIY Healthy Smoothie Bombs

18, 2018 by Emily 14 Comments

[JUMP TO RECIPE](#)[PRINT RECIPE](#)[RATE THIS RECIPE](#)

Save this recipe for later:

[Facebook 18](#)[Twitter](#)[Pinterest 1.2K](#)

DIY Healthy Smoothie Bombs are an easy way to add a boost of nutrition to your morning smoothie!







I love it when nutrition can be simplified. That's actually what I set out to do here, hopefully you can tell from my recipes!



[I know that I don't think nutrition has to be perfect](#) (in fact, I
DON'T think it should be!) and you also know that I honestly know that
nutrition has to be easy or it won't happen. That's the truth! I'm
realistic.

Spending hours every week prepping salads for weekday lunches is great (and I totally used to do it!) but it may not fit with your current stage of life. And that's totally ok. It doesn't mean that nutrition isn't a priority, but that time is precious and you need to figure out where that precious time is best spent. Some call it your *zone of genius*, I call it reality!

[CLICK HERE](#) to pin DIY Healthy Smoothie Bombs for later.

So DIY Healthy Smoothie Bombs can be an answer to your 'easy and healthy' breakfast quest. Let me explain. Healthy Smoothie bombs are essentially a boost of nutrition that you can make-ahead and easily add to any smoothie.

And because my current zone of genius is not really supporting salads every day at lunch, I need to get my veggies in other simple and easy ways. Like these DIY Healthy Smoothie Bombs.







The premise behind these DIY healthy smoothie bombs is simple: blend together a powerful combo of vegetables + SUPER super food + a liquid.

Store them in the freezer, and when it's smoothie time? Simply add a healthy smoothie bomb (OR TWO!) to your smoothie mix of fruit, protein, fat, and liquid. It will add a nutritious mix of vegetables and super foods in the easiest form possible.

So. What do we put into healthy smoothie bombs? I'm so glad you asked!



How to make DIY Healthy Smoothie Bombs:





I like to keep my DIY Healthy Smoothie Bombs super simple. (See above!)

- **Vegetable:** spinach, kale, lettuce greens, frozen cauliflower, zucchini, cucumber
- **Superfood:** chia seeds, hemp seeds, flax meal, nuts, nut butter, coconut oil, [protein powder](#), collagen
- **Liquid:** milk, water, coconut water, juice

Blend together, freeze, and then toss in smoothies to add a great source of vegetables and superfoods.



And, it's a great way to use up some produce that is going bad. Just blend it up and freeze so it doesn't go to waste.

DIY Healthy Smoothie Bombs Pro Tip:

Let them thaw for a few minutes before you try to blend or they will be too hard.

What will you add to your DIY Healthy Smoothie Bomb?

DIY Healthy Smoothie Bombs

Author: Emily Dingmann ⌚ **Prep Time:** 5 minutes

⌚ **Cook Time:** 0 minutes ⌚ **Total Time:** 5 minutes

📁 **Category:** Breakfast 📖 **Method:** Blend

f
18



1.2K

Description

DIY Healthy Smoothie Bombs are an easy way to add a boost of nutrition to your morning smoothie!

Ingredients

- **Vegetables:** spinach, kale, lettuce greens, frozen cauliflower, zucchini, cucumber

- **Superfood:** chia seeds, hemp seeds, flax meal, nuts, nut butter, coconut oil, [protein powder](#), collagen
- **Liquid:** milk, water, coconut water, juice

Instructions

Blend together and freeze into portions. ([I love this silicone container from BEABA*](#) and have used it for 3 years!)

Add to smoothies with fruit, protein, and plenty of liquid.

f
18



1.2K

Notes

- **Affiliate link, meaning that I make a small commission at no extra charge to you.*

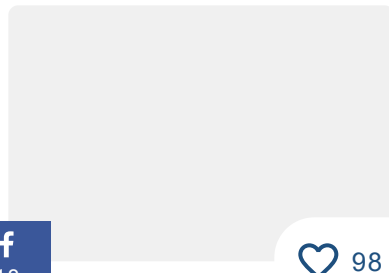
Keywords: Smoothie



Did you make this recipe?

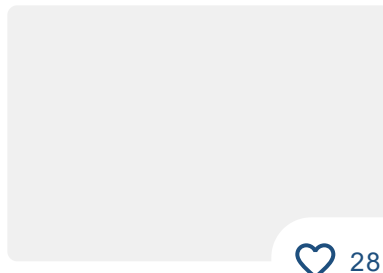
Be sure to tag me when you make it, I love to see your creations! And if you've made it, will you please leave it a ★ rating below? It helps me out a ton! ❤️

MORE IDEAS




❤️ 98

Healthy Blueberry
Banana Smoothie



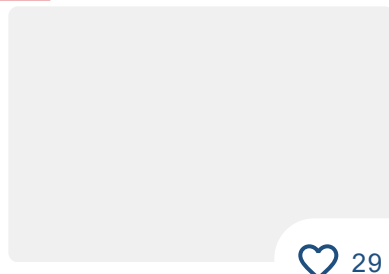
❤️ 28

Easy Green
Smoothie Recipe



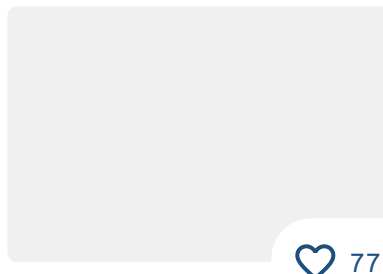
❤️ 40

Healthy Peanut
Butter & Jelly Smoothie •
6 Ingredients



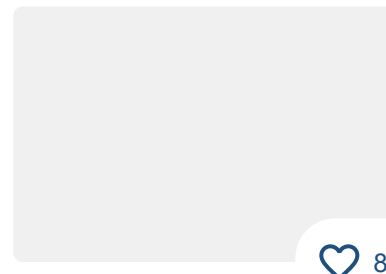
❤️ 29

15 Healthy Peanut
Butter Smoothie Recipes



❤️ 77

Strawberry
Oatmeal Smoothie
(Strawberries and Cream)



❤️ 8

Tropical Smoothie
with Cauliflower





Filed Under: Breakfast, Drinks

PREVIOUS POST



NEXT POST

Easy Tuna Salad Snack
Plate – 4 ingredients

Did you like this recipe? Please leave a review and let me know what you thought! I appreciate it so much.

Your email address will not be published. Required fields are marked *

Recipe rating



Comment



Name *



18

email *



1.2K

website

☐

Save my name, email, and website in this browser for the next time I comment.

POST COMMENT

Comments

Brian Bender

July 19, 2018 at 9:12 am

I too love adding spinach or kale to smoothies. I feel like I'm getting so much nutrition packed into each drink! I'm also a fan of adding nut butters and seeds. But I haven't tried cauliflower or zucchini! Sounds interesting...I'll give those a try. But the act of freezing the veggie part, particularly if they are starting to go bad, is a great idea. Can't wait to



Emily

July 19, 2018 at 1:40 pm

Thanks Brian, it is a GREAT way to make sure produce doesn't go bad! I agree, green smoothies are the BEST!

REPLY

Jenifer

July 24, 2018 at 11:50 am

I love the idea of smoothies, but have trouble finding ones my kids and I actually like to drink...the only smoothie I can truly say I enjoy drinking every time is the Jazzman's Strawberry ice cream smoothie! I'm sure there is a recipe on this site for "delicious smoothies" but can anyone recommend one for picky kids and their I have a sweet tooth but am trying to be healthy mom?

REPLY



Emily



July 31, 2018 at 9:49 am



Well the strawberry ice cream smoothie sounds good to me! Have you tried this strawberry & cream one? It's sweet and creamy and made without protein powder, so there's no off texture or taste that the kids might not like.

REPLY

Jenifer



July 24, 2018 at 11:51 am

I love the idea of smoothies, but have trouble finding ones my kids and I actually like to drink...the only smoothie I can truly say I enjoy drinking every time is the Jazzman's Strawberry ice cream smoothie! I'm sure there is a recipe on this site for "delicious smoothies" but can anyone recommend one for picky kids and their I have a sweet tooth but am trying to be healthy mom?

REPLY

Angela Cobb

July 24, 2018 at 12:05 pm

 18
 I really like the idea of using this for veggies that are going bad! And making life easy.

 1.2K Y

Emily

July 24, 2018 at 3:18 pm

Yes, it's such a great way to save veggies that you won't use otherwise. No guilt. 😊

REPLY

Mercedes

July 25, 2018 at 11:51 am

Love this make-ahead idea! Ok, what is the deal with collagen peptides? What are they? How are they different from protein powder?

REPLY

Emily

July 27, 2018 at 8:53 pm



18



1.2K

Well, they can sort of be used as a protein powder, but they are also a little more versatile because you can blend them into just about anything and they are un-detectable! Which is my fave thing about them. I don't use them consistently to notice any hair/nail/skin difference, but I love that you can taste anything when you add it to a smoothie like so many protein powders. And they are one-ingredient which is awesome. You can also get collagen from bone broth, aka, making your own bone broth that is fatty and delicious.

REPLY

Karly

July 29, 2018 at 12:23 pm

What a great idea! I love when things can make my day to day life simple. Thanks for sharing.

REPLY

Emily

July 31, 2018 at 8:52 am



18



1.2K

Thank you, Karly! I'm the same way. Love finding little shortcuts!

REPLY

rachelle kaltenberg

July 7, 2021 at 3:19 pm

why are there no measurements for the ingredients?

REPLY

Emily

July 19, 2021 at 8:36 am

Hi Rachelle, It's less of a recipe and more of a add-whatever-ingredients-you-have! It's a great way to use up greens that are about to go bad, then you can add other "boosters" depending on what you have.

REPLY



Facebook

DIY Healthy Smoothie Bombs – Kelly's Fitness Blog says:

July 18, 2018 at 11:55 pm

[...] Read More [...]

Reply

HI, I'M EMILY

I help parents simplify weeknight dinners and transition to one

family meal with easy + healthy recipes and meal plans. [Read More...](#)



FOLLOW ALONG



SEARCH

RECENT POSTS



5 Easy Ham and Cheese Lunchbox Ideas
Mini Frittatas Recipe with Ham and Cheese

Easy Ham and Cheese Sliders
Homemade Buffalo Chicken Flatbread Pizza Recipe

POPULAR POSTS



Best Grilled Chicken Drumsticks Recipe

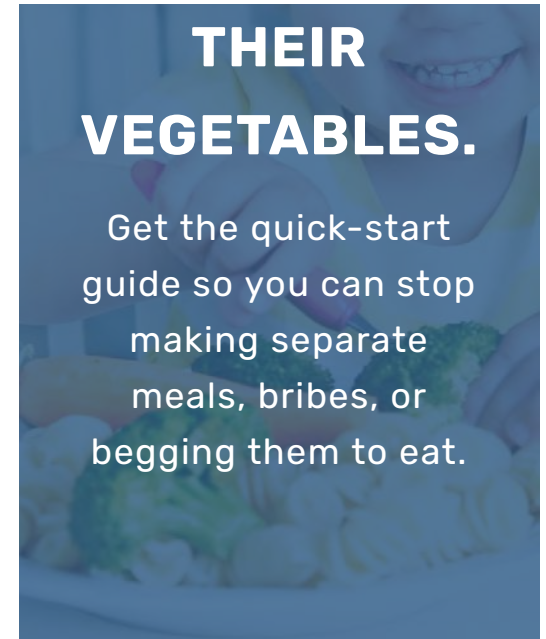
21 Best Healthy
Costco Snacks for

Kids



Easy Napa Cabbage Slaw Recipe

**THE NEW WAY
TO GET YOUR
KIDS TO EAT**



YOUR GUIDE TO SMART KITCHEN SHORTCUTS TO SAVE TIME ON DINNER!

YOUR EMAIL ADDRESS

YES, HELP ME SAVE TIME ON DINNER!

RECIPES

Breakfast

Lunch

Trader Joe's

Weeknight Dinner



1.2K

MEAL PLANNING

Get My Menu Plan

Cook Once, Eat Twice

Kitchen Shortcuts

One Family Meal

FEATURED ON

[back to top](#)

[about me](#)

[recipes](#)

copyright my everyday table 2021 | [privacy policy](#)

web design by grace + vine studios

Information from your device can be used to personalize your ad experience.

[Do not sell my personal information.](#)

AN ELITE CAFEMEDIA FOOD PUBLISHER


Etsy



Search for anything



Sign in

[← Back to search results](#)

MyDrinkBomb

2,508 sales | ★★★★★

6 Pack Cocktail DRINK BOMB™ - Popular Flavors

Bestseller

\$39.50

In stock

Add to cart



Other people want this. 17 people have this in their carts right now.



Arrives by Sep 16-20 if you order today.

Highlights

^



Handmade



Materials: gifts, boozy box, cocktail bomb, event planning, drink bomb, cane sugar, org...

Description

^

We picked out the perfect variety of the most popular seasonal drink bomb flavors just for you or simply the perfect gift for that perfect someone!

All Flavors mix well with Vodka, Gin or Champagne

Flavors Include:

Margarita

Pina Colada

Cosmo

Lavender Lush

Learn more about this item

Shipping and return policies

^

Estimated arrival

Sep 16-20

Get shipping cost

Ships from Houston, TX



Sep 10



Sep 13-15



Sep 16-20

Order placedOrder shipsDelivered!

FAQs

^

Meet your sellers

^



Chloe Di Leo

Owner of [MyDrinkBomb](#)

Message Chloe

This seller usually responds **within 24 hours**.

183 reviews



Reviews for this item **26**

Reviews for this shop **183**

Sort by: Recommended ▼Lexie Stoneking Dec 15, 2020

Such a unique idea! And beautiful wrapped for shipping! I literally just wrapped the box it came in to give as a gift!

Purchased item:

Mixologi 6 - Popular Flavors

👍 1 Helpful

Lisa Garratt Apr 27, 2021

Delicious Drink Bombs! They arrived quickly and far surpassed my expectations!

Purchased item:

Mixologi 6 - Popular Flavors

👍 Helpful?

Sam P Dec 7, 2020

Love these. I got them for mom for Christmas and they look so cool and cute. They also come with a little card that says what alcohol you should put with certain bombs which is super helpful

Purchased item:

Mixologi 6 - Popular Flavors

👍 2 Helpful

Anna Gallenberger Jul 19, 2021

I was a little nervous the balls would break when shipped - nope! Perfectly packaged. These are so fun and we're such a hit for my friends birthday. They are a littler smaller than expected.

Purchased item:

6 Pack Cocktail DRINK BOMB(TM) - Popular Flavors

👍 Helpful?



Photos from reviews



More from this shop

See more



Prosecco Rose Cocktail DRINK BOMB™
MyDrinkBomb

\$15.00



4 Pack Mix Limited Edition Cocktail Drink Bomb
MyDrinkBomb

\$28.00



Single Party Favors Cocktail Drink Bomb™
MyDrinkBomb

\$7.50



Margarita Drink Cocktail Bomb™ 2 Pack
MyDrinkBomb

\$15.00



Spicy Margarita Cocktail Drink Bomb™
MyDrinkBomb

\$15.00



Bloody Mary Cocktail DRINK BOMB™
MyDrinkBomb

\$15.00

Disclaimer: Sellers are responsible for following applicable laws and regulations and disclosing what is in their products. Etsy assumes no responsibility for the accuracy, labeling, or content of sellers' listings and products. Always read labels, warnings, directions and other information provided with the product before using or...

Top wedding searches to shop



Bridesmaid gifts →



Groomsmen gifts →



Wedding gifts →



Engagement gifts →

Explore related searches



Wedding



ink bomb



cocktail
ink bomb



champagne



inks



ink



cocktails



cocktail



cocktails



cocktail



mixer

Explore related categories & searches

[Home & Living](#)[Food & Drink](#)[Herbs, Spices & Seasonings](#)[Seasoning Mixes](#)[non-alcoholic](#)[beverage](#)

Listed on Sep 10, 2021

[502 favorites](#)[Report this item to Etsy](#)[All categories](#) > [Home & Living](#) > [Food & Drink](#) > [Herbs, Spices & Seasonings](#) > [Seasoning Mixes](#)

Yes! Send me exclusive offers, unique gift ideas, and personalized tips for shopping and selling on Etsy.

[Subscribe](#)

Etsy is powered by 100% renewable electricity.

[Shop](#) [Sell](#) [About](#) [Help](#)[Gift cards](#) [Sell on Etsy](#) [Etsy, Inc. Help Center](#)[Etsy blog](#) [Teams](#)[Forums](#)[Affiliates](#)[Policies](#) [Trust and safety](#)[Investors](#) [Privacy settings](#)[Careers](#)[Press](#)[Impact](#)[Download the Etsy App](#)[United States](#)[English \(US\)](#)[\\$ \(USD\)](#)© 2021 Etsy, Inc. [Terms of Use](#) [Privacy](#) [Interest-based ads](#)



← Back to search results



KandJBlingBar

17 sales | ★★★★★

12 Cotton Candy Bombs | Cocktail Glitter | Drink Dazzlers | Gender Reveal | Party Favors | Birthday Party Favors | Baby Shower | Glitter

\$30.00

Low in stock
Cotton Candy Color

Select an option

▼

Glitter Color

Select an option

▼

Add your personalization

Personalize by adding date of your event! We will determine shipping based on this date.

256

Add to cart



Selling fast! Only 2 left.



Arrives by **Sep 14-15** if you order today.
Nice choice! Enjoy free shipping to the US when you spend \$35+ at this shop.

Add both to cart

See more items →

Highlights



Handmade



Materials: Cotton Candy, Brew Glitter

Description

12 Cotton Candy Glitter Bombs for drinks. Made with real cotton candy and edible drink glitter/shimmer. Just add to any clear beverage. Works great in Champagne, 7 up, Sprite and even sparkling water! Also works in dark drinks but just won't be quite as noticeable. When dropped into a sparkling drink, the cotton candy will automatically fizz and your drink will become the color of the glitter. If you drop into a flat drink, you will have to stir the drink for the glitter to disburse.

Due to summer heat these only ship USPS Priority Express or for local pick up.

Made with real cotton candy and edible drink glitter/shimmer. The hit of every party. Fun for Gender reveal parties.

Learn more about this item

Shipping and return policies

Estimated arrival

Sep 14-15

Sep 10

Sep 13

Sep 14-15

Order placedOrder shipsDelivered!

Returns & exchanges

Accepted

Exceptions may apply

Get shipping cost

Ships from Saugus, MA

View shop policies

Meet your sellers



KJBlingBar

Owner of [KandJBlingBar](#)

[Message KJBlingBar](#)

5 shop reviews

★★★★★

Sort by: Recommended ▼



[Carol](#) Jun 7, 2021

★★★★★

My brother loves his Mickey straw topper so much ♥♥♥♥♥

Purchased item:

[Red White & Blue Straw Toppers](#) | [Straw Buddies](#) | [Lips Straw Topper](#) | [Mouse Straw Topper](#) | [Disney Inspired](#) | [Independence Day](#) | [Accessories](#)

👍 Helpful?

[Carol](#) Jun 7, 2021

I love my Minnie straw topper so much ♥♥♥♥♥

Purchased item:

[Red White & Blue Straw Toppers](#) | [Straw Buddies](#) | [Lips Straw Topper](#) | [Mouse Straw Topper](#) | [Disney Inspired](#) | [Independence Day](#) | [Accessories](#)

👍 Helpful?

[Mia B](#) Jun 25, 2021

i love it!! Just in time for birthday, which is the 4th of July!!!.. ..



Purchased item:

[Stars n Stripes](#) | [Margarita Glass](#) | [Red White and Blue](#) | [4th of July](#) | [Independence Day](#) | [Taco Tuesday](#) | [Fireworks](#) | [Stars](#) | [Stripes](#)

👍 Helpful?

[kristinamy5](#) Jul 13, 2021

Purchased item:

[Summer straw topper](#) | [Lobster Straw Topper](#) | [Mermaid Heart Straw Topper](#) | [Mermaid Tail Straw Topper](#) | [Flamingo Straw Topper](#) | [Straw Buddie](#)

👍 Helpful?



Photos from reviews




More from this shop

[See more](#)

Mouse Straw Topper | Disney Inspired | Mrs Mouse | Mr Mouse | Bow Straw Topper | Cupcake Mouse Straw Topper | Kids Favors | Kids Accessories
KandJBlingBar

\$6.00

Free shipping eligible





Fashion Lips Straw Topper | Glitter | Rhinestones | Straw Topper | Straw Buddie | Girls Weekend Favor | Bridesmaid Gift | Bachelorette Favor
KandJBlingBar

\$7.00

Free shipping eligible






Fruit Straw Topper | Straw Topper | Straw Buddy | Pineapple | Watermelon | Lemon | Lime | Kids Party Gift | Girls Gifts | Fruit Slice
KandJBlingBar

\$9.00

Free shipping eligible

The AB Tumbler





Jelly AB Tumbler | Tumbler | Wine Tumbler | Stainless Tumbler | Jelly Rhinestones | To Go Cup | Summer Drinks | Summer Gifts | Bling Cup
KandJBlingBar

\$30.00

Free shipping eligible





Leopard Pumpkin Tumbler | Cheetah Pumpkin | Thanksgiving Tumbler | Fall Tumbler | Hello Pumpkin | Fall Reusable Cup | Halloween Tumbler
KandJBlingBar

\$22.00

Free shipping eligible



DIY Cups | decorating cups for girls | DIY | activities for kids | DIY for kids | girls gifts | party favors | arts and crafts | kids crafts
KandJBlingBar

\$15.00

Free shipping eligible

Top wedding searches to shop



Bridesmaid gifts →



Groomsmen gifts →



Wedding gifts →
Explore related searches



otton
andy



arty Favor



achelorette
arty



edding
ivor



rthday
arty Favor



nk Glitter



ue Glitter



ender
veal



Engagement gifts →



ds Party
vors



surmet
cotton candy

Explore related categories & searches

Paper & Party Supplies

Party Supplies

Party Favors & Games

Party Favors

Glitter Bomb

Dazzel Drinks

Crystal Glitter

Listed on Aug 14, 2021

[18 favorites](#)

[Report this item to Etsy](#)

[All categories](#) > [Paper & Party Supplies](#) > [Party Supplies](#) > [Party Favors & Games](#) > [Party Favors](#)

Yes! Send me exclusive offers, unique gift ideas, and personalized tips for shopping and selling on Etsy.

Enter your email

Subscribe



Etsy is powered by 100% renewable electricity.

Shop Sell About Help

Gift cards Sell on Etsy Etsy, Inc. Help Center

Etsy blog Teams Policies Trust and safety

Forums Investors Privacy settings

Affiliates Careers

Press

Impact



Download the Etsy App



United States

| English (US)

| \$ (USD)

© 2021 Etsy, Inc. [Terms of Use](#) [Privacy](#) [Interest-based ads](#)

Etsy




Search for anything



Sign in



← Back to search results



fourpiecesboutique

1,334 sales | ★★★★★

12 Cotton candy glitter bombs

Bestseller

\$25.00



In stock

Glitter color

Select an option

Add to cart



Other people want this. Over 20 people have this in their carts right now.



Arrives by Sep 17-21 if you order today.

Highlights



Handmade



Materials: Cotton Candy, Edible glitter FDA Approved

Description

These Cotton Candy Glitter Bombs are the perfect addition to any drink. These are great for parties, weddings, baby showers, gender reveals, gifts, graduation, holiday parties and even kid parties! We use our gourmet white champagne flavored cotton candy and the best quality glitter powder which is FDA approved. Just pick your glitter color. Once you get your glitter bomb just drop it into your drink and watch the magic happen. I recommend something bubbly in a half full glass as the cotton candy will fizz and colors will be more vibrant with less liquid. Ideally a champagne glass amount. Best used within 2 weeks from ship date. Colors will vary due to the amount, color and carbonation of the drink. Also we can not be responsible for damage done during shipping. I assure you that the boxes leave here in perfect condition. If you have any issues please contact me. I will do my best to accommodate you.

Learn more about this item

Shipping and return policies

Estimated arrival

Sep 17-21

Sep 10

Sep 13-15

Sep 17-21

Order placed

Order ships

Delivered!

Returns & exchanges

Not accepted

But please contact me if you have problems with your order

Get shipping cost

Ships from Hudson, FL

View shop policies

Meet your sellers



Dawnyel

Owner of [fourpiecesboutique](#)

Message Dawnyel

This seller usually responds **within a few hours**.

183 reviews



Buyers are raving! Multiple people gave 5-star reviews to this shop in the past 7 days.

Reviews for this item 115

Reviews for this shop 183

Sort by: Recommended ▼Madison Smith May 25, 2021**Glitter color:** Pink

SUCH a hit!!! All the girls loved at Bach party. Super sparkly more than we expected and it was so pretty! I did rose gold it was vibrant. Will definitely be ordering again!

Helpful?Connie Weaver Aug 15, 2021**Glitter color:** Blue

Used a couple of them this weekend. The color was beautiful and I was surprised at how glittery they are. So cute!! Thank you!

Helpful?Brandy Jul 27, 2021**Glitter color:** Purple

These were absolutely amazing for my Alice in wonderland wedding at a castle!!!! Beyond awesome! Thank you!!!

 **Helpful?**Brandy Jul 27, 2021**Glitter color:** Pink

These were absolutely amazing for my Alice in wonderland wedding at a castle!!!! Beyond awesome! Thank you!!!



Helpful?



Photos from reviews



More from this shop

See more



6 Cotton Candy Glitter Bombs
fourpiecesboutique
\$12.00



12 Variety Cotton Candy Glitter Bombs
fourpiecesboutique
\$25.00



Bulk Cotton Candy Glitter Bombs 100 per order
fourpiecesboutique
\$165.00

You may also like

including Ads ?

See more



6 Bombs - Cotton Candy Glitter Bombs - Choose your Flavor & Color!

ShimmerShotz

\$19.50



1 Dozen - Cotton Candy Glitter Bombs - Choose your Flavor & Color!

ShimmerShotz

\$36.00



12 Cotton Candy Bombs | Cocktail Glitter | Drink Dazzlers | Gender Reveal | Party Favors | Birthday Party Favors | Baby Shower | Glitter

KandJBlingBar

\$30.00

Free shipping eligible



12 Cotton Candy Glitter Bombs, Edible Glitter, Color Reveal Drink Bombs, Pick Your Color, Glitter Bombs for Drinks
moxiepluck
\$21.00



Gender Reveal Cotton Candy Cone Favors
GoodieFavorCo
\$40.00



Gender Reveal 3 color Popcorn Cone Favors
GoodieFavorCo
\$30.00



4 Pack | Free Shipping! | Gender Reveal Cannons Pink & Blue Gender Reveal Confetti/Powder Cannons - SAME DAY SHIPPING

Ad by HoliPowder

\$16.00

~~\$32.00~~ (50% off)

FREE shipping



Cotton Candy Sparkle

Ad by PrintsandPropsOnline

\$50.00 FREE shipping





Cotton Candy Painted Styling Background - Flatlay Backdrop

Ad by StileandCo

\$45.00 FREE shipping




Gender reveal box for balloons, Boy or Girl Surprise, Large Size, No Balloons

Ad by DazzleYourDayUSA

\$35.00 FREE shipping





Fast Food Balloon - Movie Night, Taco, Pizza Party Decor, Burger, Fries, Cotton Candy, Junk Food, Sleep overs, Friday

Ad by CheersBalloons

\$4.90

Free shipping eligible



Two Sweet Banner / Gold Glitter Second Birthday Sign / 2nd Birthday Party Theme Ideas / Girl's Two Years Sweets / Ice cream Candy / Modern

Ad by shoppaperandparties

\$12.60

~~\$14.00~~ (10% off)

Free shipping eligible

Top wedding searches to shop



Bridesmaid gifts →



Groomsmen gifts →



Wedding gifts →

Explore related searches



Engagement gifts →



itter



otton
andy



rinks



edding



rthday



aby shower



ender
veal



otton
andy...



arty favors



itter
ombs



ink bomb

Explore related categories & searches

Paper & Party Supplies

Party Supplies

Party Decor

glitter drinks

party

Listed on Sep 10, 2021

[2358 favorites](#)

[Report this item to Etsy](#)

[All categories](#) > [Paper & Party Supplies](#) > [Party Supplies](#) > [Party Decor](#)

Yes! Send me exclusive offers, unique gift ideas, and personalized tips for shopping and selling on Etsy.

Enter your email

Subscribe



Etsy is powered by 100% renewable electricity.

Shop Sell About Help

Gift cards Sell on Etsy Etsy, Inc. Help Center

Etsy blog Teams Policies Trust and safety

Forums Investors Privacy settings

Affiliates Careers

Press

Impact

E Download the Etsy App



EXHIBIT E cont.



(/)

create your happy place



DIY Bath Bombs

(<https://inspiredbycharm.com/diy-bath-bombs/>)

DIY (<https://inspiredbycharm.com/category/diy/>)

Tuesday | Sep / 13 / 2016 | Comments 146 (<https://inspiredbycharm.com/diy-bath-bombs/#comments>)

[Jump To Recipe](#)

Learn how to DIY Bath Bombs easy with this step-by-step tutorial. You'll be enjoying a relaxing bath in no time!

Thoug
pour a
bath b

ry) is to
e DIY



inspired
bycharm

(https:

<https://inspiredbycharm.com/diy-bath-bombs/>

Today, I'm going to show you how you can create your own custom DIY Bath Bombs at home. If you're anything like me, maybe having these on hand will encourage you to decompress a bit more frequently.



(<https://inspiredbycharm-wpengine.netdna-ssl.com/wp-content/uploads/2016/08/how-to-make-a-bath-bomb.jpg>)

OUR LATEST VIDEOS


In an effort to bring some relaxation into my home and create a spa-like experience whenever I needed it, I decided to make my own DIY Bath Bombs.




(<https://inspiredbycharm-wpengine.netdna-ssl.com/wp-content/uploads/2016/08/how-to-make-bath-bombs.jpg>)

Now, if you're feeling intimidated by this process, don't be. These bath bombs are so simple to make and really easy to customize. Let me show you.


DIY Bath Bomb Supplies




Metal Bath Bomb Mold - DIY - Make Luxurious Bath Bombs - ... (<https://aax-us-east.amazon-adsystem.com/x/c/QgcWZQp3...adId=B01E4M5dWY&creative...20&linkCode=w43&ref->)



Mica Cosmetic Colorants Soap Makings Bath Bomb Mineral Makeup Eye Shadow Lip Ba... (<https://aax-us-east.amazon-adsystem.com/x/c/QgcWZQp3...adId=B018ESU3II&creativeAS...>)



Radha Beauty Aromatherapy Top 8 Essential Oils 100% Pure &... (<https://aax-us-east.amazon-adsystem.com/x/c/QgcWZQp3...adId=B0163GBZK8&creativeA...>)




NOW Solutions, Sweet Almond Oil, 100% Pure Moisturizing Oil,... (<https://aax-us-east.amazon-adsystem.com/x/c/QgcWZQp3...adId=B0019LVFSU&creativeA...>)

All ▼


Search Amazon


Ads by Amazon (https://aax-us-east.amazon-adsystem.com/x/c/QgcWZQp3cYtuRHUZkCF7apwAAAF70hUsYwEAAAFKAVho2YQ/https://affiliate-program.amazon.com/home/ads/ref=sm_n_ma_dka_US_logo?adId=logo&creativeASIN=logo&linkId=c91323bbb393cf9d83e7d3a381e606dd&tag=inspbychar-20&linkCode=w43&ref-refURL=https%3A%2F%2Finspiredbycharm.com%2Fdiy-bath-bombs%2F&slotNum=0&imprToken=6279a8fc872236cf43a73f55fbe13531&adType=smart&adMode=manual&adFormat=grid&impressionTimestamp=1631317208967&ac-ms-src=nsa-ads&cid=nsa-ads)
(https://aax-us-east.amazon-adsystem.com/x/c/QgcWZQp3cYtuRHUZkCF7apwAAAF70hUsYwEAAAFKAVho2YQ/https://www.amazon.com/adprefs/ref=sm_n_ma_dka_US_ac?tag=inspbychar-20&linkCode=w43)


More DIY Bath Bomb Supplies



\$6.69







All ▼

Search Amazon

Ads by Amazon (https://aax-us-east.amazon-adsystem.com/x/c/Qhfd6MKOX5X-6mg5NCU1dbcAAAF70hUsYgEAAAFKAbgLxyg/https://affiliate-program.amazon.com/home/ads/ref=sm_n_ma_dka_US_logo?adid=logo&creativeASIN=logo&linkId=5764d617b4708e3dac308d7f16c687e0&tag=inspbychar-20&linkCode=w43&ref-refURL=https%3A%2F%2Finspiredbycharm.com%2Fdiy-bath-bombs%2F&slotNum=1&imprToken=6279a8fc872236cf43a73f55fbc13531&adType=smart&adMode=manual&adFormat=grid&impressionTimestamp=1631317208563&ac-ms-src=nsa-ads&cid=nsa-ads)

(https://aax-us-east.amazon-adsystem.com/x/c/Qhfd6MKOX5X-6mg5NCU1dbcAAAF70hUsYgEAAAFKAbgLxyg/https://www.amazon.com/adprefs/ref=sm_n_ma_dka_US_ac?tag=inspbychar-20&linkCode=w43)

First, gather all of your ingredients. I found everything online and linked things up below to make it easy for you. (*This post contains affiliate links.*)

Homemade Bath Bombs Shopping List:

- baking soda (https://www.amazon.com/gp/product/B006X1BQWG/ref=as_li_tl?ie=UTF8&camp=1789&creative=9325&creativeASIN=B006X1BQWG&linkCode=as2&tag=inspbychar-20&linkId=470901fbd4fc8ce846acc1226f1165d)
- citric acid (https://www.amazon.com/gp/product/B007ZYXPJM/ref=as_li_tl?ie=UTF8&camp=1789&creative=9325&creativeASIN=B007ZYXPJM&linkCode=as2&tag=inspbychar-20&linkId=0e0452c503f6f802989fcd4f7da84)
- epsom salt (https://www.amazon.com/gp/product/B00V2E8QM2/ref=as_li_tl?ie=UTF8&camp=1789&creative=9325&creativeASIN=B00V2E8QM2&linkCode=as2&tag=inspbychar-20&linkId=489849cc54b2a0b253f5a0ef2d67e55a)
- cornstarch (https://www.amazon.com/gp/product/B00JPT9BFW/ref=as_li_tl?ie=UTF8&camp=1789&creative=9325&creativeASIN=B00JPT9BFW&linkCode=as2&tag=inspbychar-20&linkId=7c682e284c8248d66f7d109b4c3170cc)
- coloring pigment (https://www.amazon.com/gp/product/B018ESU3II/ref=as_li_tl?ie=UTF8&camp=1789&creative=9325&creativeASIN=B018ESU3II&linkCode=as2&tag=inspbychar-20&linkId=31b36f2275867d9bc165004ff769189b)
- almond oil (https://www.amazon.com/gp/product/B0019LVFSU/ref=as_li_tl?ie=UTF8&camp=1789&creative=9325&creativeASIN=B0019LVFSU&linkCode=as2&tag=inspbychar-20&linkId=f8d005ed360c9a0b11d175d1de4f6ee7)
- essential oils (<https://amzn.to/2yihQ8L>)
- bath bomb molds (<https://amzn.to/2yjkMLP>)

(<https://inspiredbycharm-wpengine.netdna-ssl.com/wp-content/uploads/2016/08/diy-bath-bomb-tutorial.jpg>)

How Do you Make DIY Bath Bombs?

Begin by measuring out and whisking together your dry ingredients in a large bowl. I used a coloring pigment (<https://inspiredbycharm.com/diy-bath-bombs/>) in this step. /

(<https://inspiredbycharm-wpengine.netdna-ssl.com/wp-content/uploads/2016/08/bath-bomb-how-to.jpg>)

(<https://inspiredbycharm-wpengine.netdna-ssl.com/wp-content/uploads/2016/08/color-for-bath-bombs.jpg>)

Next, in a small cup, mix together the wet ingredients. This is also where you'll add the essential oils. You can get essential oils almost anywhere these days. I recommend shopping for these in person so you can find a scent you like. My favorite oils come from Young Living (<https://www.youngliving.com/>).

Also, pay attention to the benefit each oil offers. I made three different varieties. The purple bath bomb has an oil for stress relief

(https://www.amazon.com/gp/product/B00QXVNRGY/ref=as_li_tl?ie=UTF8&camp=1789&creative=9325&creativeASIN=B00QXVNRGY&linkCode=as2&tag=inspbychar-20&linkId=34a874fd1906bff42046265f77396459), the blue prompts sleep

(https://www.amazon.com/gp/product/B00QXVNSE0/ref=as_li_tl?ie=UTF8&camp=1789&creative=9325&creativeASIN=B00QXVNSE0&linkCode=as2&tag=inspbychar-20&linkId=5d4c252b80a40b0d783aee4b66fa3301), and the yellow promotes joy

(https://www.amazon.com/gp/product/B00QXVOCZ4/ref=as_li_tl?ie=UTF8&camp=1789&creative=9325&creativeASIN=B00QXVOCZ4&linkCode=as2&tag=inspbychar-20&linkId=82bab5978db9b0cf7294ac64b7d7a449).

(https://www.amazon.com/gp/product/B00QXVOCZ4/ref=as_li_tl?ie=UTF8&camp=1789&creative=9325&creativeASIN=B00QXVOCZ4&linkCode=as2&tag=inspbychar-20&linkId=82bab5978db9b0cf7294ac64b7d7a449).

(https://www.amazon.com/gp/product/B00QXVOCZ4/ref=as_li_tl?ie=UTF8&camp=1789&creative=9325&creativeASIN=B00QXVOCZ4&linkCode=as2&tag=inspbychar-20&linkId=82bab5978db9b0cf7294ac64b7d7a449).

(https://www.amazon.com/gp/product/B00QXVOCZ4/ref=as_li_tl?ie=UTF8&camp=1789&creative=9325&creativeASIN=B00QXVOCZ4&linkCode=as2&tag=inspbychar-20&linkId=82bab5978db9b0cf7294ac64b7d7a449).

(<https://inspiredbycharm-wpengine.netdna-ssl.com/wp-content/uploads/2016/08/essential-oils.jpg>)

The next step is very important. You need to add the wet ingredients to the dry ingredients. You'll want to do this very slowly, adding little drops at a time while mixing.

The citric acid is what causes the bath bombs to fizz when it comes into contact with water. Adding the wet ingredients slowly minimizes this affect, allowing you to create the ball.

(<https://inspiredbycharm-wpengine.netdna-ssl.com/wp-content/uploads/2016/08/bath-bomb-tutorial.jpg>)

(<https://inspiredbycharm-wpengine.netdna-ssl.com/wp-content/uploads/2016/08/bath-bombs-tutorial.jpg>)

Once mixed, you're ready to mold. I picked up these bath bomb molds to create a ball shape. However, you can use things like a cupcake pan or silicon mold to achieve different shapes and sizes.

(<https://inspiredbycharm-wpengine.netdna-ssl.com/wp-content/uploads/2016/08/round-bath-bomb-mold.jpg>)

(<https://inspiredbycharm-wpengine.netdna-ssl.com/wp-content/uploads/2016/08/bath-bomb-molds.jpg>)

For this round mold, fill each half, packing it in slightly until it's overflowing. Then, firmly press the halves together. Let the mold sit for one minute. Once set, tap the mold and pull it apart.

(<https://inspiredbycharm-wpengine.netdna-ssl.com/wp-content/uploads/2016/08/bath-bomb-mold.jpg>)

(<https://inspiredbycharm-wpengine.netdna-ssl.com/wp-content/uploads/2016/08/homemade-bath-bomb-mold.jpg>)

You'll want to let the bath bombs dry for at least 24 hours before you create your own mini spa in your tub.

It's that easy!

How long do Homemade Bath Bombs Last?

I'd say you'd want to use these DIY Bath bomb within about 6 months.

I liked to keep mine stored in a moisture-free clear glass jar.

DIY Bath Bombs

(<https://inspiredbycharm-wpengine.netdna-ssl.com/wp-content/uploads/2016/08/DIY-Bath-Bombs.jpg>)

If you like this DIY project, you may enjoy these too:

- DIY Beeswax Candles (<https://inspiredbycharm.com/diy-beeswax-candles/>)
- Homemade Felt Ball Coasters (<https://inspiredbycharm.com/diy-wool-felt-ball-coasters/>)
- Tassel Garland DIY (<https://inspiredbycharm.com/diy-tassel-garland/>)
- No-Sew Burlap Table Runner (<https://inspiredbycharm.com/diy-no-sew-burlap-table-runner/>)
- DIY Vertical Herb Garden (<https://inspiredbycharm.com/diy-vertical-herb-garden/>)

(<https://inspiredbycharm-wpengine.netdna-ssl.com/wp-content/uploads/2016/09/making-bath-bombs-735x1024.jpg>)

If you have yet to make or even experience a bath bomb, I definitely recommend giving it a try.

What I really love about making these DIY bath bombs at home is that you can customize the oils and colors to create the best experience for you. Whether you want to relax, sleep more easily, or feel inspired, just changing a few things will help you achieve the mood you're after.

(<https://inspiredbycharm-wpengine.netdna-ssl.com/wp-content/uploads/2016/08/homemade-bath-bombs.jpg>)

These DIY bath bombs also make a great gift. Wrap up a few with a bottle of wine and a couple candles for the ultimate treat.

DIY Bath Bomb Recipe:

DIY BATH BOMBS

Did you make this recipe? Leave a review! ★★★★★

servings: 4 bath bombs



Learn how to DIY Bath Bombs easy with this step-by-step tutorial. You'll be enjoying a relaxing bath in no time!

(https://inspiredbycharm.com/wprm_print/recipe/20836)



PIN IT!

(https://www.pinterest.com/pin/create/bookmarklet/?url=https%3A%2F%2Finspiredbycharm.com%2Fdiy-bath-bombs%2F&media=https%3A%2F%2Finspiredbycharm.com%2Fuploads%2F2016%2F08%2Fflush-bath-bomb.jpg&description=diy+bath+bombs&is_video)

INGREDIENTS

- 1 cup baking soda (<https://amzn.to/3i6n6Ek>)
- 1/2 cup citric acid
- 1/2 cup epsom salt

•
•
•
•

- 12-15 drops essential oil
- Bath bomb molds

INSTRUCTIONS

1. In a medium bowl, mix together all of the dry ingredients. Add as much or as little color pigment to achieve desired look. Whisk to combine.
2. In a separate small bowl, mix together the wet ingredients.
3. Add the wet ingredients to the dry ones very slowly. (This is very important; otherwise you will activate the citric acid which is used to create the fizzing affect.) Mix until combined, and the ingredients look like wet sand.
4. Fill each half of the mold, packing the mixture in slightly until it's overflowing. Press the halves together firmly. Let the filled mold sit for one minute. Lightly tap the mold and gently pull it apart to remove the bath bomb. Let the bath bombs dry for 24 hours before enjoying in the tub.

Tag @inspiredbycharm

(<https://www.instagram.com/inspiredbycharm>) on Instagram and use the tag #myIBC (<https://www.instagram.com/explore/tags/myIBC>) so we can see what you're cooking in the kitchen!

FREE EMAIL SERIES

My How-To Guide for Creating a Picture-Perfect Fall

Your first name

Your email address

I WANT THIS!

We respect your privacy. Unsubscribe at anytime.

Disclosure: This blog post may contain affiliate links as part of the Amazon Services LLC Associate Programs and other affiliate services. This means that inspiredbycharm.com receives a small commission by linking to Amazon.com and other sites at no cost to the readers.

Posted By Michael Wurm, Jr. (<https://inspiredbycharm.com/author/inspiredbychar/>) at 2:36 PM

Tags: Bath (<https://inspiredbycharm.com/tag/bath/>) // bath bomb christmas gift (<https://inspiredbycharm.com/tag/bath-bomb-christmas-gift/>) // Bath Bombs (<https://inspiredbycharm.com/tag/bath-bombs/>) // DIY (<https://inspiredbycharm.com/tag/diy/>) // DIY Bath Bombs (<https://inspiredbycharm.com/tag/diy-bath-bombs/>) // DIY lush bath bombs (<https://inspiredbycharm.com/tag/diy-lush-bath-bombs/>) // easy diy bath bombs (<https://inspiredbycharm.com/tag/easy-diy-bath-bombs/>) // Lush (<https://inspiredbycharm.com/tag/lush/>) // Lush Bath Bomb (<https://inspiredbycharm.com/tag/lush-bath-bomb/>) // Lush Bath Bomb DIY (<https://inspiredbycharm.com/tag/lush-bath-bomb-diy/>) // make your own bath bombs (<https://inspiredbycharm.com/tag/make-your-own-bath-bombs/>) // Spa (<https://inspiredbycharm.com/tag/spa/>)

Love it?
Share it!

<input type="text"/>	Search
----------------------	--------

You may also like...

(<https://inspiredbycharm.com/diy-gingerbread-cookie-wreath/>)

DIY Gingerbread Cookie Wreath (<https://inspiredbycharm.com/diy-gingerbread-cookie-wreath/>)

(<https://inspiredbycharm.com/diy-bottle-brush-tree-drink-stirrers/>)

DIY Bottle Brush Tree Drink Stirrers (<https://inspiredbycharm.com/diy-bottle-brush-tree-drink-stirrers/>)

(<https://inspiredbycharm.com/vintage-inspired-christmas-gift-bags/>)

Vintage-Inspired Christmas Gift Bags (<https://inspiredbycharm.com/vintage-inspired-christmas-gift-bags/>)

(<https://inspiredbycharm.com/diy-jack-o-lantern-garland/>)

DIY Jack-O'-Lantern Garland (<https://inspiredbycharm.com/diy-jack-o-lantern-garland/>)



(/2014/07/inspired-by-charm-paint-colors.html)

Comments

Renaud (<http://xxmuchlove.blogspot.com>) at 8 AM on September 14, 2016

My boyfriend and I made some bath bombs when I was at his this summer. We tried one and we loved it. It's really easy to make, and really not expensive. And I agree with you: it makes a wonderful gift.

xx

Renaud | <http://xxmuchlove.blogspot.com> (<http://xxmuchlove.blogspot.com>)

Reply

Em at 1 AM on January 26, 2020

Roughly how many bath bombs does this make?

Reply

Regan at 11 PM on March 27, 2020

We just finished making some of these, amazing by the way! We used a number 2 mould and it made approx 5 per batch.

Reply

bri at 4 PM on November 15, 2020



I found the comments to be more helpful than the post itself. I regret not reading them first or i would have done the citric acid last or used rubbing alcohol vs water. Like many other people mine won't come out of the mold and split in half. Left to form them free hand which obviously is not pretty.

Reply

Baylee Autrey at 7 AM on April 10, 2021

Do you put the bath bombs in the freezer

Reply

Candi

So cut

Micha

Reply

Camilla t ramagli at 10 AM on September 25, 2016

Where do I find the dry color pigment ingredients?

Reply

Michael Wurm, Jr. at 12 PM on September 25, 2016

There's a link to the pigments I used in the post above.

xo Michael

Reply

Barb at 12 PM on March 09, 2017

Hi there—I can't get the link for pigments to work on either my old Chrome laptop or my brand new Edge one. Could you please just name the exact pigment you use here with enough details I can find it—brand, type, size, etc? Not sure why neither computer can get to it. It just says: "Sorry, we couldn't find that page (with a dog illustration). Try searching or go to Amazon's home page". Thanks very much—I want to get the right kind the first time as yours are so nice & just what I want! Thanks!

Reply

Michael Wurm, Jr. at 12 PM on March 09, 2017

Hi Barb! Thanks so much for bringing this to my attention. It looks like Amazon no longer sells the specific ones I used. However, I did find a substitution. (Basically the same thing just a different brand / seller.) The link above has been updated.

xo Michael

Reply

Donna at 10 AM on May 19, 2018

How many bombs does this recipe make? Thanks

May at 7 PM on September 26, 2016

I could totally imagine a bath bomb inspired by Carnivals Kiss on the Lips or Miami Vice cocktail. I'll have to try your recipe with the tips from the tutorial at <https://gospaces.com/blog/how-to-make-bath-bombs> (<https://gospaces.com/blog/how-to-make-bath-bombs>) to make something special. Great post!

Reply

ashley gentile at 11 AM on November 12, 2020

I got the liquid color instead of the powder on will it still work

Reply

olivia b at 3 AM on December 13, 2020

hey ashley! yes it should still wrk, just maybe mix it with your wet ingredients and add a bit less than you would with

Triela at 6 PM on October 12, 2016

Does this recipe make the bath water turn the color of the pigment, or does it just make the bath bomb a pretty color?

Reply

Michael Wurm, Jr. at 8 PM on October 12, 2016

Hey there! Yes, it will change the color of the bath water. The intensity of the color will depend on how much pigment you put into the mix.

xo Michael

Reply

Kat Saucier at 8 PM on March 27, 2020



I followed all directions and measurements to the dot Nd they looked great when we took them out of the molds to dry but after a few minutes they started slowlt bubbling and expanding! How do we prevent this??

Reply

Brianna at 11 PM on April 18, 2020

This means that the citric acid is reacting to the liquid too fast. What i always do is mix the dry ingredients minus the citric acid, mix in the liquid, and then after its all mixed together perfectly i add the citric acid. That way no liquid is activating the citirc acid.

Reply

Lisa Freeman (<http://www.sisterskin>) at 12 PM on October 04, 2020

You should definitely re write the recipe and directions that includes this tip because I just ruined a huge batch of bath bombs for an event simply because I didn't see this tip until I scrolled through the comments.

I write cookbooks as well so I understand the process of writing each little step that you do, it's tedious but when I'm sharing a recipe with someone else I want to ensure that they do it correctly the first time to avoid wasting ingredients, time, and money.

Reply

Nicole Hanna at 6 PM on November 28, 2020



Help. I added the citric acid after the wet ingredients like the comments suggested and yet my mixture is STILL foaming up. Is there a way to save it? If I start over... what do I do?

Reply

Annette at 10 PM on December 23, 2020

The humidity might be too high. Check it. I live in the Pacific Northwest, and I must use a dehumidifier to keep my mix dry.

Reply

Aj ([http](http://www.sisterskin)

Great post, ? This is definitely one I'll be trying this week. I love bath bombs but never thought I could make my own ones. I usually just buy but this has inspired me to get cracking!

Reply

Michael Wurm, Jr. at 6 PM on November 02, 2016

The best part about making them is that you can customize them to your liking. Have fun crafting!

xo Michael

Reply

Michael (<http://My.Dissonant.Monster>) at 6 PM on August 08, 2020

Uhhhh. What are the measurements?

Reply

Eddie Rios-Stroud at 3 PM on November 07, 2016

Hi, thank you for the bath bomb recipe. I'm a little confused by the "3/4 tablespoon" of water measurement. Will you please clarify? Thanks!

Reply

Michael Wurm, Jr. at 3 PM on November 07, 2016

The recipe is very sensitive to water. Too much will make the ingredients activate and your bombs won't set. So only use 3/4ths of a tablespoon. How that helps.

xo Michael

Reply

Barb at 7 PM on February 05, 2017

Hi, You probably long ago got your own answer to this, but in case you never did and it's stopping you from making these—there are 3 teaspoons in 1 tablespoon. One-fourth of 3 tsp. is 3/4 of a teaspoon. So, 3/4 of a tablespoon (equaling 3 teaspoons) is 2 1/4 teaspoons. You could do two tsp. + one 1/4 tsp. I had to stop and figure too.

Reply

Alex at 5 AM on September 10, 2021

To make things even simpler, depending on where you are in the world, 1 tbsp can equal 3 or 4 teaspoons (15 or 20 ml). Have fun with that little fact!!

Reply

Tom at 2 PM on July 23, 2019



It's better to use rubbing alcohol instead of the water, as it won't activate the ingredients, and will actually help the bombs to dry out a bit faster (24 hours)

Reply

xo Michael

Reply

Lisa at 6 PM on February 13, 2020

I wonder if witch hazel could be another alternative?

Reply

Jenni at 10 PM on December 13, 2020

Yes I have used witch hazel and it works fine, just use a spray bottle and add a little bit at a time until you get the texture soft enough to mold, but not mushy. I don't think it matters much if you use alcohol or witch hazel as long as you add it slowly enough so it doesn't start to fizz. I completely omitted water from my recipe, too. I live in Portland and it takes two full days for them to dry before they can be moved or touched. So keep in mind humidity plays a big role in how quickly they dry and if you touch them before they are totally cured, they will fall apart.

Reply

Deja at 5 PM on February 20, 2021

what's the measurements with the rubbing alcohol is it the same as it would be with water? and what percentage alcohol?

Reply

Eva J at 5 PM on November 12, 2016

I'd love to make these for Christmas gifts and maybe one or two for myself. Having never used one, do they need to be used in a certain amount of time, or are they good for a long time? Do they need to be wrapped or can I leave them sitting out?

Reply

Michael Wurm, Jr. at 7 PM on November 12, 2016

Great questions! I would try to use them within a year. I have mine sitting out because they are pretty, but realize that the scent may dissipate overtime. It's probably best to store them in a contain with a lid. Hope that helps! 😊

xo Michael

Reply

Jules at 5 PM on July 19, 2017

They're good for about 6 months. But remember as all ingredients have expiration dates, it's best to keep them in air tight bags to prevent them from losing the fizz. 😊

Reply

Whitney at 2 PM on November 25, 2016

Would it work to use liquid food colouring instead of the dry colouring pigment?

Reply

I haven't tried it with liquid food coloring. You could try, but I can't guarantee any specific results.

xo Michael

Reply

Pat Zuzack at 10 AM on April 08, 2017

I did.....didnt mix well at all

Reply

Chrissie at 9 PM on February 29, 2020

If you mix the liquid food colouring with the wet ingredient it works well. Otherwise it takes a lot and needs a lot of work.

Reply

Chantal at 2 PM on November 12, 2020

I mixed liquid food colouring with my water. Worked great!

Reply

Lynn (<https://www.booksandmymanxcat.com>) at 9 PM on March 16, 2020

Mine kept expanding with food coloring, I think this maybe is what went wrong...

Reply

Michael Wurm, Jr. at 7 AM on March 17, 2020

Did you use liquid food color? You need to use the dry pigment. Liquid food coloring will not work.

xo Michael

Reply

Jeff at 11 PM on January 08, 2021



In theory food colouring would work (if you mix it with the liquid ingredients), though you need to consider that food colouring isn't necessarily skin safe. you can purchase skin-safe, liquid colourants from soapmaking suppliers. if you plan on making these on a regular basis, i would definitely consider those!

Reply

Jeanette at 1 PM on December 05, 2016

For the recipe provided, how many bath bombs of your size mold, will this yield?

Reply

Roxan

Hey, to

food c

drops

ed

any

oing

to be a more intense shade more quickly than with powder pigments.

Also, keep in mind that most food coloring is water-based, so don't add all of it in one spot without whisking it quickly. Otherwise, you'll end up with a lot of foaming in that area, because chemistry!

Reply

Tracy at 1 PM on December 28, 2016

We used liquid food coloring & added it to the epsom salts before mixing them into the rest of the dry mix. It worked great and we ended up with a soft colored bath bomb. It was much easier than trying to mix it directly into the entire dry mixture. I had looked at soap dye but found that it was basically food coloring so why buy something else, right?

Reply

Natalie at 3 PM on January 08, 2017

What size mold did you use to yield 4 bath bombs?

Reply

Michele at 7 PM on January 14, 2017

Thank you very much, Michael – your beautiful photos and enthusiasm is really inspirational for me.

I have (and use) bath salts and sugar scrubs and have ALWAYS wanted to make bath bombs. I buy them occasionally at Lush (love me some Lush!) but they're so expensive!

I am excited to give this a try, thanks again.

Reply

Barb at 7 PM on February 05, 2017

Does the oil in these make a greasy film at the waterline on the tub or when draining out? HATE scrubbing bath oils off the tub! Thanks!

Reply

Michael Wurm, Jr. at 9 AM on February 06, 2017

Not that I really noticed. There's such a small amount in each ball there might be a tiny bit, but nothing bothersome.

xo Michael

Reply

Sofia at 9 AM on February 09, 2017

what is a pigment?

Reply

Michael Wurm, Jr. at 9 PM on February 09, 2017

It's what gives the bath bombs their color.

Dianna at 6 AM on February 19, 2017
will the food coloring stain the tub?

Reply

Michael Wurm, Jr. at 7 AM on February 19, 2017

I've had no issues with staining. If you're worried, just use a very small amount for a hint of color.

xo Michael

Reply

Madiha Khan (<http://www.littledecorthings.com>) at 5 AM on February 23, 2017
Amazing post. Loved it 😊 Surely gonna try it in the weekend!

Reply

Anthanette Thomas at 3 AM on February 28, 2017
Where did you get the bomb molds???

Reply

Michael Wurm, Jr. at 7 AM on February 28, 2017

Hi there! You can click on the word "bath bomb" in the recipe. It's a link to the source.

xo Michael

Reply

Lynn (<https://www.booksandmymanxcat.com>) at 9 PM on March 16, 2020
My bath bombs wouldn't stop expanding... not sure what went wrong?

Reply

Anna payne at 12 AM on October 10, 2020

I know this is a little late but i had the same problem when using this recipe and then some of them would start to react while they were drying.. i wasted a ton of money having to redo them and it was frustrating cause i had some that wanted to stick to the molds or both halves didn't want to stick together. The mixture is so wet that it's fizzing, which causes it to expand. Use witch hazel instead of water, and avoid any colors or fragrances with water.

Reply

Nicole at 8 PM on March 14, 2017

Hi. I molded them in clear plastic molds. Took them out and laid them to dry. They started to sink down and crumble after a couple hours. Any tip?

Reply

Reply

Jules at 5 PM on July 19, 2017

Don't add any water. Substitute water in recipe with additional oil. It will prevent bath bomb from crumbling. And make sure to leave the bathbomb to dry in the mold for 24 hrs before removing it

Reply

Marie at 11 AM on March 24, 2017

Where did you get the bathtub holder at?

Reply

Michael Wurm, Jr. at 11 AM on March 24, 2017

It was from a store called Fishs Eddy in New York City.

xo Michael

Reply

Nicole at 6 PM on March 26, 2017

i made the bath bombs for the first time and am having trouble getting them out of the mold. Should i have used a little bit of coconut oil to season the molds first?

Reply

Michael Wurm, Jr. at 8 PM on March 26, 2017

Hmmm. I didn't. Tapping them very lightly on the counter worked for me.

xo Michael

Reply

Danielle at 9 PM on May 08, 2017

I had the same issue! I also had issues with the bath bomb splitting in the middle when trying to get them out. But then I took them out and sprayed a little more water and now they are indenting and not drying right- so added too much water. What's the trick?! I was fighting my bath bombs....

Reply

Cheryl at 7 PM on December 14, 2018

Same problem

Reply

Raven at 9 PM on April 07, 2017

How many estimated bath bombs can be made for all the ingredients you linked in amazon?

Reply

Erin at 2 PM on April 12, 2017

Can I use avocado oil in place of the almond oil?

Reply

Michael Wurm, Jr. at 2 PM on April 12, 2017

I'm not sure. I recommend the almond oil.

xo Michael

Reply

Lisa Draper at 7 AM on April 29, 2017

I used coconut oil, the solid sort. The mixture felt like wet sand & even mixing by hand & using food coloring, 2 drops for half a batch, my hands weren't stained. Finding pigments at a last moments notice – not in this area. I wonder in colored chalk...yet the chalk.... well best for me to follow FOLLOW directions, I can lead myself astray! This IS easy, heck it didn't take long. UNLESS you have a fan on blowing cornstarch, I made a fun mess.....Thank you for your ideas & I will be around for more!

Reply

Lisa Draper at 7 AM on April 29, 2017

Hi! I made 8 smaller bath bombs yesterday, running around town like a freak in search of citric acid. I thought it was some scientific additive, ha ha! Anyhow although I used a different recipe which lacked the Epsom salts & switched pigments for food coloring, we shall see. I also purchased a silicone mold for ice in shape of citrus wedgies, so that batch was a lemony euc. I made purple for the lavender & cannot wait to try! I saw above that the citric makes bubbly foamies so maybe I'll package some for my grandies! Hmmthinking that those lemony ones would be perfect for the flea ridden fur-kid! I love it! thank you.

Reply

Jules at 5 PM on July 19, 2017

You can use any oil you choose, but with avocado oil which has a stronger scent, you may want to add more essential oil to overpower the smell of the oil....unless you prefer the avocado scent 😊

Reply

Arthur in the Garden! (<http://www.arthur-in-the-garden.com>) at 9 AM on April 27, 2017

Nice!

Reply

Bayleigh at 10 PM on July 07, 2017

Hello! How many bath bombs does one batch make and can I use food coloring drops instead of pigment?

Reply

Michael Wurm, Jr. at 10 AM on July 10, 2017

Suzy (<http://www.oregontrailsoaps.com>) at 6 PM on July 31, 2019

Yes, you can use crystal colorants from Oregon Trail Soapers Supply or food coloring.

Reply

Jules at 5 PM on July 19, 2017

Instead of using water which will cause premature fizzing, only use the oil mixture. You can add a bit more oil to make mixture consistency of wet sand. Also, if you leave bath bomb in its mold to dry for 24 hrs, it will help keep it hard for longer. I've noticed when using water in mixture, bath bomb tends to crumble more easily

Reply

Amanda at 4 PM on February 15, 2021

How much oil do you use then? do you replace the 3/4 tablespoon with oil so it is 3/4 tablespoon of oil plus the oil in the recipe?

Reply

Allyson at 5 PM on December 02, 2017

Hi, just wanted to double check that if we use coconut oil, it doesn't have to be fractionated coconut oil, just normal coconut oil melted? Thanks!

Reply

Heather at 12 PM on December 06, 2017

How many bombs does this make? I only have two bombs molds at home and I do not want to waste the ingredients. Thanks!

Reply

Michael Wurm, Jr. at 12 PM on December 06, 2017

I forget the exact number, however you just use the mold to form them. So you can make many with one mold.

xo Michael

Reply

Betty (<http://www.thebeautyinfoprovider.com>) at 9 AM on December 08, 2017

Hi Michael,

Your bath bombs are so cute and super pretty! I'm excited to try out this recipe. Also I just HAD to mention you on my blog <http://www.thebeautyinfoprovider.com> (<http://www.thebeautyinfoprovider.com>) . Drop by soon? See you!

Reply

Joy at 7 AM on December 15, 2017

Just wondering how many this recipe yields? I am wanting to make them for Christmas but don't know how much ingredients I need f

Reply

Anna at 7 PM on December 23, 2017

None of the other bath bomb recipes worked that I tried, and then I did this one, and it worked so well! Very nice bath bombs. I made 6 of them with this mixture.

Reply

Hannah Montana at 7 PM on January 06, 2018

This is a good recipe. USE IT!!

Reply

Barb E at 8 AM on December 08, 2020

I love this recipe as well! My only question is "how do you get the bath bomb from leaving a line of colour in the bath tub after draining the water"?

Reply

Alex at 7 AM on April 07, 2021

You just cant. I used cosmetic pigments and they really leave a line of color. After that I tried using food coloring and they are great. They do change the water color but the bath tub is clean. I would try some food coloring if I were you.

Reply

sara at 2 PM on January 08, 2018

Your bath bomb recipe worked great! Made some with my 7 year old for her science fair project. (Best science fair project I have done – at least the best smelling one!)

Thanks for the links to amazon as well!

Reply

Princess at 5 PM on January 18, 2018

These look sooo pretty! Makes me wonder if you ground up your epsom salt before adding it. I've seen other recipes that look very textured and rough while your bombs look so smooth and effortless. ❤️❤️❤️

Reply

Beth Holt at 8 AM on February 15, 2018

Thanks for sharing this! I want to get all of the supplies and make these immediately! They look like lots of fun to make with the added benefit of destressing!

Reply

Jodie at 8 AM on February 15, 2018

I just discovered your blog a few months ago. My daughter and I made these bath bombs for Christmas presents & they were a big hit. We used green food coloring & peppermint oil and pressed into a baking pan with shapes of Christmas trees, stars, & snowmen. They turned out really cute! Thank you for the recipe and tips:)

Reply

I'm wondering if this is ok to use in a jacuzzi tub.

Reply

Michael Wurm, Jr. at 3 PM on February 28, 2018

As long as you can drain the water when you are done, I would assume it would be okay.

xo Michael

Reply

SoapEnthusiast at 12 PM on May 09, 2018

I've used these in a Jacuzzi before, it's a really fun idea, but I agree with Michael, in which it does need to be cleaned out afterwards.

Reply

Susan cox at 6 PM on March 10, 2018

Could you mix everything together except add the citric acid last? I wonder if that will be better this way mixing would be faster and you would lose any fix.

Reply

ittefaqco (<https://www.ittefaqco.com/>) at 4 AM on June 09, 2018

I absolutely love to make my own bath bombs! I like that you can control the ingredients you choose to put into them. I am definitely going to make these amazing bath bombs. I use Himalayan bath salt and really like it, so I am thinking about using it instead of Epsom salt. I have heard so much about Himalayan salt benefits for the skin and body.

Reply

Saltean (<https://www.saltean.com/>) at 6 AM on August 31, 2018

Thanks for sharing such a nice and simple step by step recipe. I am definitely going to make these bath bombs.

Reply

Susan at 5 PM on October 06, 2018



These were fabulous! What a fun DIY. My family loved these homemade bath bombs. Thank you!

Reply

99relationship (<http://99relationship.com/>) at 1 AM on October 12, 2018



Your information is very interesting. Thank you for sharing

I have a similar post which cover " 19 DIY BATH BOMBS SO EASY YOU'LL NEVER BUY ONE AGAIN"

Reply

Kelly

I am not seeing this. How much of the wet and dry ingredients do we need? I don't see measurements.

Thanks!!

Excited to try them!!

Kelly

Reply

Michael Wurm, Jr. at 7 AM on November 29, 2018

The full "recipe" is towards the end of the post. 😊

xo Michael

Reply

Meredith at 7 PM on December 21, 2018

I tried adding the water to all of the dry ingredients EXCEPT the citric acid, then adding the oil and citric acid last of all. This has made a big difference; the bombs I made with that tweak don't fizz too early and look/feel like store-bought ones.

Reply

Patricia at 7 PM on March 07, 2019

Homemade bath bombs are so tempting. I would like to add some Shea butter or other moisturizing ingredient. Any suggestions as to how to do that?

Reply

Mary Loose at 4 PM on May 10, 2019



If you save adding the dry citric acid until last (when the other wet and dry ingredients are already mixed) you will not have to go super slow to avoid fizz. There is not enough moisture in one place to activate it. You are welcome.

Reply

Sandra at 11 AM on May 18, 2019

Tried this and it did not work at all. It turns out the PRINTABLE directions do NOT include baking soda. So... yeah. If you could update those instructions, that'd be great. I basically wasted a whole batch of ingredients for nothing. The blog does have baking soda on the shopping list and the on screen instructions but not the printable.

Super sad. I may try these again but not a good first experience.

Reply

Michael Wurm, Jr. at 9 PM on May 19, 2019

Sandra,

I'm so sorry to hear this. I double checked and the baking soda is included on the website and the printable recipe. I even tried printing the recipe myself and it's there. (It's slightly indented as the first ingredient, so maybe you missed it?)

Hope you have better luck with them next time.

Thanks!

Lisa VanderKloet at 10 AM on May 26, 2019

Mine didn't work! I don't know what happened, I followed the instructions....they just keep expanding and bubbling even after 12 hrs.

Reply

Tona M. Griffin at 11 PM on June 28, 2019

Tried this recipe tonight. I'm so excited.

This is my first time making bathbombs. I have a helpful idea to share. So I ordered all ingredients to make bathbombs. I received everything but the molds & being so excited to wait for them to come in I racked my brain on what I could use. I pulled out my Easter 🐣 tubs & grabbed me some Easter eggs. Worked beautifully!!! Also you can get 18 plastic Easter eggs for 1.00 online. NO EXPENSIVE MOLDS NECESSARY!! I hope this helps.

I would love to post a picture if someone can tell me how to do that here 😂

Reply

chery leen (<http://www.cassalt.com>) at 7 AM on September 11, 2019

This recipe is extremely amazing. I would love to try this.

Reply

Winter at 9 PM on November 13, 2019



Dammit, I've never seen a fraction of a tablespoon done before so I read 3/4 tablespoons as 3 or 4... My mix messed up so bad!

Reply

Dagmara at 7 AM on November 19, 2019

Hi there,

How many bath bombs can you make with the listed ingredients?

Reply

Hayden Hammond at 8 PM on November 24, 2019

So many ads and beating around the bush, I didn't even get to the recipe.

Reply

Liz at 6 PM on January 29, 2020

Total disaster without measurements listed!

Reply

Michael Wurm, Jr. at 7 PM on January 29, 2020

That's why I listed all of the measurements in the printable recipe card. You should have everything you need.

Sara (<https://www.aurorakreativ.com>) at 9 AM on February 02, 2020

They look like they'd smell fantastic and look beautiful in the water! I absolutely love bath bombs, simply for the fizzing and the beautiful smell! I do prefer to make them myself because then I can use more quality essential oils which produce a better scent than store bought I think. I like to use lemongrass oil in mine as they smell absolutely fantastic. But I usually keep it at that with no other addition. I don't even add any colorants as I don't need it.

Nice post. 😊

Reply

Chantal (<http://Inspired%20by%20harm.com>) at 8 PM on February 02, 2020

This is my first time trying bath bombs and the wet ingredients were not enough to make the dry ingredients like packed sand. I kept adding melted coconut oil and water until I had the right consistency but right before putting into molds the mixture became fizzy/bubbly and I think it's ruined 😞

Reply

Jessica Emma at 6 AM on April 26, 2020

What a tutorial. Nice Job. Very good tutorial. i want to try it at the weekend. Thnxx

Reply

Becky at 12 PM on May 02, 2020

We have a citrus allergy in our house. Is there anything we can use instead?

Reply

Alicia Henshaw at 12 PM on June 06, 2020

I have a question and I'm not sure its been asked yet. What if I have a nut allergy (I cannot use coconut or almond oil) I have safflower oil. Would that work as well? Or olive oil? Let me know because I would love to be able to make this recipe!

Reply

Erika at 3 PM on June 26, 2020

I use jojoba oil instead of coconut oil and it works just fine! I've never tried safflower oil, but my sister uses olive oil in hers (a different recipe, though), and olive oil works for her as well.

Reply

Mark Khairallah at 9 AM on June 17, 2020



Amazing well done and I love it thats why I gave you 5 stars

Reply

Yasmin at 5 AM on June 22, 2020

Could you use eye shadow for the colour?

Reply

I don't know. I haven't tried that.

xo Michael

Reply

Erika at 3 PM on June 26, 2020



This is a GREAT recipe and I have made them many, many times!!! Thank you so much for posting it!!!

I did make some modifications: First, no matter how slowly I combined the wet ingredients, it always fizzed so instead, I add the citric acid as the very last step after mixing the wet and other dry ingredients. Second, I found that the success of the molds holding their shape seemed to be related to the relative humidity in my area, so instead of water, I use witch hazel – in the humid summer I use all witch hazel and no water, and in the arid winter I use 1 part water to 2 parts witch hazel. Witch hazel has a strong scent, but I find that by the time it is mixed with the essential oils and the molds dry out, I cannot smell the witch hazel anymore. (And I have given many of these as gifts and received input that others, also, could not detect the witch hazel in the final product.) Third, I prefer jojoba oil so I use that instead of coconut oil, though I can attest that the coconut oil works well – that is just my personal preference.

Reply

Carley at 4 PM on June 30, 2020



I modified to what I had on hand, so I used gel food coloring and coconut oil, and actually cooking vanilla. I did, however, measure out the additional liquid instead of the water so it wasn't too wet. It was probably more forgiving, because I used smaller molds, but ultimately they were adorable and fizzy in the bathtub! I'd guess this is a pretty versatile recipe and plan to try oat flour instead of cornstarch next!

Reply

Violet at 3 PM on August 07, 2020

This recipe doesn't work. I don't recommend. i used all the correct ingredients and measurements and i spent 3 hours trying to make it work. don't waste your time 🙄

Reply

Ronda (<https://inthepooldaily.com/>) at 10 PM on August 23, 2020



I just made them... tested leftovers in water and it sizzles wonderfully... my first bath bombs and they came out great... thanks for staring.

Reply

Samuel Adler (<http://www.thehomeimpro.com>) at 10 AM on September 05, 2020

Hello Michael,

Found the recipe to be very great and healthy.

I actually get used to the usual shower gel mostly, yet I think this is going to be a new try for me and my family.

On yo

Can y

Wond

Reply

Samantha (<https://inthepools.com/>) at 9 PM on September 22, 2020



I like your variation, especially with the orange zest. I recently made some for birthday gifts for some teenage girls and they were a hit.

Reply

Becky (<https://grandmabeesrecipes.com/>) at 8 PM on December 06, 2020



These sound great!!

Love the idea and the DIY sounds fairly easy, I'll definitely give that a try 😊 ..I can already smell it in the air

Reply

Lisa at 11 AM on December 21, 2020

i would like to know if a different oil can be used, like Jojoba oil, since I have this on hand?

Reply

Keith (<https://machineeveryday.com/>) at 1 PM on January 12, 2021

Love the idea I'll definitely give that a try

Reply

Mary Ellen at 9 PM on March 18, 2021



This recipe is *nearly* spot-on! There is a lot of info (and many bad recipes) online for bath bombs. This post shares great insight and one of the very best recipes I've found. I'm giving it 5 stars because I think it deserves top place in the Google search engine, but I think it could use some small modifications.

1) For a faster and more fool-proof recipe, use witch Hazel in a spray bottle. You can add all the "wet" ingredients (sans-water) at once and spray with WH as needed thereafter. This should be added to the instructions as an alternative option.

2) This recipe yields (4) 2.5" diameter cylindrical bath bombs. The size of mold should be noted in the recipe itself. Having to search the blog for a LINK to the molds used is not optimal.

Other than these two things, the recipe is perfect and I've used it as the base for bath bomb making on multiple occasions. Each time I come out of the bath relaxed and with my skin feeling nourished.

Thank you!!!!!!

Reply

Kristin LeAnn Page at 4 AM on March 19, 2021

I want to make human shaped bath bombs instead of round ones so I bought a silicone human mold. Do you have any tips for using this? Should I cut it in half so it resembles a bath bomb mold more?

Reply

Kelly (<http://kellylawson.ca>) at 8 PM on March 20, 2021



I found this recipe a couple of weeks ago, and because it's the top google search result, I went with it. The product links didn't work but I was still able to find the ingredients pretty easily online!

I used ingredients and followed the instructions to a tee adding dried lavender. I used melted coconut oil and 3/4 tablespoon of water, and a silicone mold with 24 2" hearts.

First I was able to perfectly fill the mold which was excellent. But the mixture was so dry and crumbly that I had to put it all back in the bowl. I had to add another 2-3 tbs of liquid to get it wet enough to stick. I used water and this caused the citric acid to activate. After pushing it back into the mold a few times they finally dried and hardened. Hopefully there's some fizz left!

Next time I'll try witch hazel and I'll say it's not enough liquid in the recipe if you're adding dried petals at least. But they turned out lovely and the lavender/coconut oil scent is 🌸

Thank you for sharing this recipe! Going to try coconut rose tomorrow!!

Reply

Melissa at 10 AM on April 16, 2021



I omitted the water and mica powder and used coconut oil. There's no need to add alcohol either. My bath bombs turned out awesome the second time around! The first time I used mica powder and used too much and it started dyeing my skin blue. So watch how much you're using! I saw something online about mixing mica powder with alcohol and splattering a bit of drops on top of already made bath bombs. I'm probably gonna do that instead!

The bath bombs I made are very durable too. I accidentally dropped one on the floor and it still stayed together. Just make sure to dry yours overnight! I dried mine on top of paper to help dry it out more and soak up excess oil.

Reply

Ariana-Jordan at 5 PM on April 19, 2021



Hey! Thanks for the awesome recipe! Can't wait to try it. I am making bath bombs for my sister's birthday. She happens to like bath bombs in star and heart shapes. I was wondering that since I don't have bath bombs molds, could I let the mixture dry out in a deep pan or cookie sheet and then use cookie-cutters to cut out the shapes? I wonder if it will still hold. Thanks! Have a nice evening! – Ariana-Jordan

Reply

Lime at 11 AM on May 05, 2021

Can I use fragrance oils instead of essential oils?

Reply

David Gweta at 4 AM on June 14, 2021

Your work has always been a great source of inspiration for me. I refer you blog to many of my friends as well. All Pakistan Drama Page (<https://mymarketagency.blogspot.com/2021/06/all-pakistan-drama-page.html/>)

Reply

Maria

I tried

Reply

Michael Wurm, Jr. at 8 AM on August 01, 2021

Yes, just be sure the oil isn't an irritant to the skin.

xo Michael

Reply

Fred (<https://awesomehoops.com/>) at 5 AM on August 24, 2021

Wow, this recipe is the bomb! Where do you buy the moisture-free clear glass jar to store them?

Reply

Juliana Evans (<https://oxopackaging.com/>) at 9 AM on August 24, 2021

Yes i am totally agreed with this article and i just want say that this article is very nice and very informative article. I will make sure to be reading your blog more. Bath Bomb Boxes (<https://oxopackaging.com/products/custom-printed-bath-bomb-packaging-boxes.html>) can increase your sale.

Reply

136 Trackbacks

- 5 Christmas Gifts You Can Make on a Shoestring Budget - Coupon Connections (<http://couponconnections.com/5-christmas-gifts-you-can-make-on-a-shoestring-budget/>)
- 17 Ideas for DIY Christmas Presents (<http://soeasybeinggreen-blog.com/2016/11/diy-christmas-presents/>)
- DIY Christmas Gifts - Mamas Blog Central (<http://www.mamasblogcentral.org/diy-christmas-gifts-2/>)
- | Storyteller Creations (<http://www.storytellercreation.com/2016/11/29/236/>)
- My Favorite Homemade Gift Ideas | The Rural Redhead (<http://www.theruralredhead.com/my-favorite-homemade-gift-ideas/>)
- 20+ DIY Gifts for Mom With Lots Of Tutorials (<http://homeyep.com/diy-gifts-for-mom-with-lots-of-tutorials/>)
- 7 DIY Christmas Gifts You Should Start on Right Now - FunTube.gr (<http://www.funtube.gr/7-diy-christmas-gifts-you-should-start-on-right-now/>)
- 12 Days of DIY Christmas Gifts | (<http://crownandshield.ndsj.org/2016/12/15/12-days-of-diy-christmas-gifts/>)
- Make your own bath bombs! DIY Lush Bath Bombs via inspiredbycharm.com... – Best Home Decorating Ideas (<http://www.besthomedecorideas.com/giftideas/make-your-own-bath-bombs-diy-lush-bath-bombs-via-inspiredbycharm-com>)
- Homemade Gift Ideas for the Holidays - Party & Gift Ideas (<http://partyandgiftideas.com/homemade-holiday-gift-ideas/>)
- Last Minute Gift Ideas – Sioban Kiley (<https://siobankiley.wordpress.com/2016/12/20/last-minute-gift-ideas/>)
- Homemade Christmas Gift Ideas & Tutorials - Styletic (<http://styletic.com/homemade-christmas-gift-ideas-tutorials/>)
- Christmas Gift Ideas ? – life as nikki (<https://xxnikstertricksterxx.wordpress.com/2016/12/22/christmas-gift-ideas-%f0%9f%8e%84/>)
- 5 Natural DIY Christmas Gifts – The Global Beauty (<http://www.theglobalbeauty.com/5-natural-diy-christmas-gifts/>)
- Csináld magad!-fürdőbombák hétvégi relaxáláshoz | Nők Lapja (<http://noklapja.nlcafe.hu/test-es-lelek/2017/01/07/csinald-magad-furdobombak-hetvegi-relaxalashoz/>)
- Make your personal tub bombs! DIY Lush Tub Bombs by way of inspiredbycharm.com... – XmasGive.com – DIY & Home Decor Ideas (<http://xmasgive.com/handyman/make-your-own-bath-bombs-diy-lush-bath-bombs-via-inspiredbycharm-com/>)
- 50 DIY Christmas Gift Ideas & Tutorials Perfect for Kids - Sponge Kids (<http://spongekids.com/diy-christmas-gift-ideas-tutorials-perfect-for-kids/>)
- DIY Mothers' Day Stall Ideas - Fundraising Mums (<http://fundraisingmums.com.au/diy-mothers-day-fundraising-ideas/>)

• bath-
•

- The Blind and Shutter Gallery - Custom Blinds, Shades, Shutters & Sheers in St. Petersburg, FL » Brighten Your Mom's Big Day (<http://blindandshuttergallery.com/2017/05/11/moms-big-day/>)
- 18 AMAZING DIY Bath Bombs - Homemade Bath Bombs You'll Love! (<http://www.pastelsandmacarons.com/2017/06/08/diy-bath-bombs/>)
- DIY Bath Bombs! | How To Be A Whale! (<https://mobysrandomthoughts.wordpress.com/2017/07/06/diy-stuff/>)
- DIY Christmas Gifts – beauty love lifestyle (<https://www.beautylovelifestyle.com/diy-christmas-gifts/>)
- DIY Make your own bath bombs! | Dr. Ellen Simone's Tips for Optimal Health (<https://drellensimonend.wordpress.com/2017/11/02/diy-make-your-own-bath-bombs/>)
- The Anti-Consumerist Guide to Christmas Gift Giving - Eco Warrior Princess (<http://ecowarriorprincess.net/2017/11/anti-consumerist-guide-christmas-gift-giving/>)
- The Anti-Consumerist Guide to Christmas Gift Giving – The Ethical Feed (<https://ethicalfeed.com/2017/11/28/the-anti-consumerist-guide-to-christmas-gift-giving/>)
- 3 DIY Gift Ideas for the Holidays - (<http://lovablelabelsblog.com/diygiftideas/>)
- DIY Christmas Gift Ideas - The Merrill Project (<https://www.themerrillproject.com/diy-christmas-gift-ideas/>)
- 12 DIY Christmas Gift Ideas for Your Coworkers | EmploymentHub (<https://blog.employmenthub.co/christmas-gift-ideas/>)
- Must-Try DIY Bath Bomb Recipes - The Beauty Info Provider (<https://www.thebeautyinfoprovider.com/must-try-diy-bath-bomb-recipes/>)
- 100+ Free or Almost Free Gift Ideas For When You Have No Money at Christmas (<https://www.frugalandthriving.com.au/2017/free-gift-ideas/>)
- DIY Christmas Gift Ideas- For the Whole Family - The Merrill Project (<https://www.themerrillproject.com/diy-christmas-gift-ideas-whole-family/>)
- 15 Last-Minute and Easy DIY Christmas Gifts Ideas (<https://www.retailmenot.com/blog/diy-christmas-gifts-ideas.html>)
- 50 Amazing DIY Gifts For Everyone On Your List – The Mod Maven (<http://thetmodmaven.com/2017/12/18/50-amazing-diy-gifts-for-everyone-on-your-list/>)
- 12 Last-Minute DIY Holiday Gifts - The Ibotta Blog (<https://liferewarded.com/2016/12/20/12-last-minute-diy-holiday-gifts/>)
- Last Minute Christmas | Mama Lemur (<https://valerieelizabeththestruggle.wordpress.com/2017/12/18/last-minute-christmas/>)
- Gift Ideas You Can Pull Together at the Last Minute - The College Juice (<https://www.thecollegejuice.com/2017/12/gift-ideas-can-pull-together-last-minute/>)
- DIY Lip Scrub Recipe | Sweet Rose Lip Scrub Makes a Beautiful Homemade Gift and Lip Exfoliant with Just a Few Natural Ingredients in Minutes (<https://julioblanner.com/diy-lip-scrub/>)
- DIY Homemade Bath Bomb Recipes! (<http://lemonpeony.com/diy-homemade-bath-bomb-recipes/>)
- 31 Best DIY Bath Bombs For Spa Day at Home - The Goddess (<https://thegoddess.com/diy-bath-bombs/>)
- Creative DIY Christmas Gifts (<http://www.thiscraftyhome.com/2018/10/12/creative-diy-christmas-gifts/>)
- DIY Christmas Gifts Roundup | The Turquoise Home (<https://theturquoisehome.com/diy-christmas-gifts-roundup/>)
- 25 Amazing DIY Christmas Gifts | The Turquoise Home (<https://theturquoisehome.com/diy-christmas-gifts/>)
- 41 Homemade Christmas Gifts Your Family Will Love • Healthy Helper (<https://healthyhelperblog.com/41-homemade-christmas-gifts-your-family-will-love/>)
- 26 DIY Christmas Gifts for Her | Decor Dolphin (<https://decordolphin.com/2018/11/27/26-diy-christmas-gifts-for-her/>)
- [DRAFT] 25 Christmas DIY favourites – Casablanca Hire Blogs (<https://www.casablancahire.com/blogs/draft-25-christmas-diy-favourites/>)
- DIY Christmas Presents Anyone Would Love – Mountain Top Rings (<https://mountaintoprings.com/2018/12/07/diy-christmas-presents-anyone-would-love/>)
- 10 Adorable Ways to Ask Your Bride Tribe to Be Your Bride Tribe (<https://kaymaker.com/bridetribe/>)
- Cool Spa-Inspired DIY Bath Bombs (<https://www.cheerclank.com/cool-spa-inspired-diy-bath-bombs/>)
- 45 Easy DIY Bath Bombs for a Magical Bath Time - Craft Board (<https://craftboard.app/diy-bath-bombs/>)
- How to Save Money: 20 Things to Make Instead of Buy (<https://latinawifeandmomlife.com/20-things-to-make-instead-of-buy/>)
- The Ultimate List of Latter-day Saint Mutual Activities (<https://www.clarkscondensed.com/mormon/lds-mutual-ideas/>)
- 51 Thoughtful, Homemade Gifts for Your Girlfriend - The Saw Guy - Saw Reviews and DIY Projects (<https://www.thesawguy.com/51-thoughtful-homemade-gifts-for-your-girlfriend/>)
- Top 20 Diy Bath Bombs - Beste Wohnkultur, Bastelideen, Coloring und Frisur-Inspiration (<https://mytie.info/diy-bath-bombs/>)

- Again: "If You Can't Make A Living In America, You're Not Paying Attention" | Mike Cane's Atomic Supermen (<https://atomicsupermen.wordpress.com/2019/08/31/again-if-you-cant-make-a-living-in-america-youre-not-paying-attention/>)
- 24 Christmas Gifts for \$3.00 or Less! – Under the Median (<https://underthemedian.com/24-christmas-gifts-for-3-00-or-less/>)
- Sustainable gift ideas this Christmas - Blog | Ripple Energy (<https://blog.rippleenergy.com/environment/sustainable-gift-ideas-this-christmas/>)
- 29 Last-Minute Gift Ideas | Money Saving Mom® : Money Saving Mom® – It Figures (<https://it-figures.website/29-last-minute-gift-ideas-money-saving-mom-money-saving-mom/>)
- 29 Last-Minute Gift Ideas | Economy News (<https://www.economynews.world/29-last-minute-gift-ideas/>)
- 29 Last-Minute Gift Ideas | Money Saving Mom® : Money Saving Mom® – The Blog Box (<http://theblogbox.net/29-last-minute-gift-ideas-money-saving-mom-money-saving-mom/>)
- 29 Last-Minute Gift Ideas | Share Market Pro (<https://sharemarketpro.com/2019/12/20/29-last-minute-gift-ideas/>)
- 10 Summer DIY Projects you Have to Try: - Artist Hue (<https://artisthue.com/10-summer-diy-projects-you-have-to-try/>)
- DIY Bath Bombs For Kids - DIY Bath Bombs Recipe - DIY Crafti (<https://www.diycrafti.com/bath-bombs/>)
- 10 "Date Box" Ideas for Valentine's Day (<https://ahigherstandardd.wordpress.com/2020/02/09/10-date-box-ideas-for-valentines-day/>)
- 6 Valentine's Day Gifts for Sophisticated Stoners (<https://ahigherstandardd.wordpress.com/2020/02/09/6-valentines-day-gifts-for-sophisticated-stoners/>)
- Teens: 50 things to do during this quarantine | oneholymess (<https://christiangirlss.wordpress.com/2020/03/14/teens-50-things-to-do-during-this-quarantine/>)
- 6 Valentine's Day Gifts for Sophisticated Stoners – A Higher Standard (<https://a-higher-standard.com/2020/02/09/6-valentines-day-gifts-for-sophisticated-stoners/>)
- 6 Quarantine Date Ideas – A Higher Standard (<https://a-higher-standard.com/2020/03/23/6-quarantine-date-ideas/>)
- 10 "Date Box" Ideas for Valentine's Day - A Higher Standard (<https://a-higher-standard.com/2020/02/09/10-date-box-ideas-for-valentines-day/>)
- My best homeschooling tip? Teach your kids valuable life skills (<http://www.kidsnolimits.com/baby-life/my-best-homeschooling-tip-teach-your-kids-valuable-life-skills/>)
- DIY Best Bath Bomb Recipes. Some Great Recipes to Try for Relaxing Experience | Recabezas Design (<https://www.recabezas.com/diy-best-bath-bomb/>)
- 20 BEAUTY SKILLS TO LEARN - The Margarita Girl (<https://themargaritagirl.com/beauty-skills-to-learn/>)
- Self Care for Caregivers – WOW! Children's Museum (<https://wowchildrensmuseum.org/self-care-for-caregivers/>)
- Lavender Bath Bombs and Bath Melts – Crazy Close Quarters (<https://crazyclosequarters.com/lavender-bath-bombs-and-bath-melts/>)
- Mother's Day Gift Guide 2020 - Fifty Shades of Mommy (<http://fiftyshadesofmommy.com/mothers-day-gift-guide-2020/>)
- Spa Night at Home with Everyday Items - Salvage Sister and Mister (<https://www.salvagesisterandmister.com/spa-night-home/>)
- Rejuvenate Your Senses with these Spa-Inspired DIY Bath Bombs | Awareness (<https://nokvu.com/rejuvenate-your-senses-with-these-spa-inspired-diy-bath-bombs/>)
- Green Beauty Ideas for Summer – The Green Beauty Girl (<https://thegreenbeautygirl.com/green-beauty-ideas-for-summer/>)
- Self Love. | Yes she Blogss (<https://yessheblogss.wordpress.com/2020/07/20/self-love/>)
- Silicone Candy Molds for Creative and Educational Crafts (<https://kitchenatics.com/gift-ideas/craft-ideas-silicone-candy-molds/>)
- 20 Lockdown Activities to Spice up your Holidays | The Exchange (<https://themlcxchange.com/20-lockdown-activities-to-spice-up-your-holidays/>)
- 10 Fun Things Kids Can Make and Sell - The Money Family (<https://themoneyfamily.com/10-fun-things-kids-can-make-and-sell/>)
- Do It Yourself CBD Home Healing Without the High | Blog (<https://sundayscaries.com/blog/diy-cbd-oil-treats/>)
- 20 Fragrant Bath Bomb Scent Ideas You'll Love to Try (<https://stylebaggage.com/bath-bomb-scent-ideas/>)
- 60+ Handmade Christmas Gift Ideas - The Birch Cottage (<https://www.thebirchcottage.com/60-handmade-christmas-gift-ideas/>)
- 35 Idées Créatives de Cadeau de Noël Fait Maison - Journal de Maman (<https://www.journaldemaman.com/idees-cadeau-noel-fait-maison/>)

- 8 Ideas for Self-Care during Quarantine - Yoga with Kate (<https://yogawithkate.org/quarantine-self-care/>)
- 41 Homemade Holiday Gifts Your Family Will Love • Healthy Helper (<https://healthyhelperkaila.com/41-homemade-christmas-gifts-your-family-will-love/>)
- A Red and Green Christmas – The Green Beauty Girl (<https://thegreenbeautygirl.com/a-red-and-green-christmas/>)
- In A Funk? 15 Activities To Improve Mental Health - The Big-Eyed Blonde (<http://www.thebigeyedblonde.blog/15-activities/>)
- 41 Homemade Holiday Gifts Your Family Will Love | Remedies Post (<https://www.remediespost.com/41-homemade-holiday-gifts-your-family-will-love/>)
- Frugal & Simple DIY Gift Ideas (<https://livingwithoutabudget.com/frugal-simple-diy-gift-ideas/>)
- 41 घर का बना अवकाश उपहार आपके परिवार को पसंद आएगा • थ सहायक – Health Tips (<http://cellcent.site/2020/12/12/41-%e0%a4%98%e0%a4%b0-%e0%a4%95%e0%a4%be-%e0%a4%ac%e0%a4%a8%e0%a4%be-%e0%a4%85%e0%a4%b5%e0%a4%95%e0%a4%be-%e0%a4%b6-%e0%a4%89%e0%a4%aa%e0%a4%b9%e0%a4%be-%e0%a4%b0-%e0%a4%>)
- Last Minute Gift Ideas (Over 25 Gifts!) – News Pilot 2 (<https://www.newspilot2.com/last-minute-gift-ideas-over-25-gifts/>)
- Last Minute Gift Ideas (Over 25 Gifts!) – It Figures (<http://it-figures.website/last-minute-gift-ideas-over-25-gifts/>)
- Final Minute Present Concepts (Over 25 Items!) | Cash Saving Mother® - SUPERIOR NEWPRESS (<http://superiornewpress.com/last-minute-gift-ideas-over-25-gifts-money-saving-mom/>)
- 25+ Last Minute Gift Ideas for Christmas - Way Out Of Rat Race (<https://wayoutofratrace.com/2020/12/25-last-minute-gift-ideas-for-christmas/>)
- Last Minute Gift Ideas (Over 25 Gifts!) Pressaggregate | PRESSaggregate (<https://pressaggregate.com/blog/2020/12/12/last-minute-gift-ideas-over-25-gifts/>)
- Last Minute Gift Ideas (Over 25 Gifts!) - Outfitters Mall (<https://outfittersmall.com/last-minute-gift-ideas-over-25-gifts/>)
- Last Minute Gift Ideas (Over 25 Gifts!) – NttConsultants – Crypto, Tech, Finance & Business News (<https://www.nttconsultants.com/last-minute-gift-ideas-over-25-gifts/>)
- 25+ Last Minute Gift Ideas for Christmas - Niger Business (<https://nigerdiaspora.info/25-last-minute-gift-ideas-for-christmas/>)
- 25+ Last Minute Gift Ideas for Christmas – Wire Tapped America (<https://wiretappedamerica.com/2020/12/12/25-last-minute-gift-ideas-for-christmas/>)
- DIY Holiday Gifts (<http://www.lifeinlafayette.com/diy-christmas-gifts/>)
- 8 Easy Things to Make and Sell on Etsy - Returns Rinse Repeat (<https://returnsrinserepeat.com/easy-things-to-make-and-sell-on-etsy/>)
- 21 Easy Things to Make and Sell for Money | Money Minded Mom (<https://www.moneymindedmom.com/easy-things-to-make-and-sell/>)
- 51 Creative DIY Christmas Gifts – ChristmasLooks.com (<https://christmaslooks.com/diy/51-creative-diy-christmas-gifts/>)
- Open a Small Business with These Personal Care Product Ideas | Cody May (<https://www.codymays.net/self-care-is-the-best-care-personal-care-product-ideas-for-your-first-small-business/>)
- Happy Friday! Volume 45 – B Happy (<https://bhappy.blog/2020/11/06/happy-friday-volume-45/>)
- What Are Bath Bombs? | PreVageSkin (<https://prevageskin.com/what-are-bath-bombs/>)
- 28 Most Profitable Crafts That Actually Sell – Parison & Brush (<https://parisonandbrush.com/most-profitable-crafts-to-make-and-sell/>)
- 5 Easy Ways to Boost Self-Love After Bariatric Surgery - Mexico Bariatric Center (<https://mexicobariatriccenter.com/5-ways-to-boost-self-love-after-bariatric-surgery/>)
- 26 Amazing Crafts That Make Money — EarningsPortal (<https://earningsportal.com/26-amazing-crafts-that-make-money/>)
- 16 ways to bust quarantine boredom (<https://nchscourant.com/16-ways-to-bust-quarantine-boredom/>)
- 22 Fun Crafts To Do When You're Bored [2021] | Crafts and Dollars (<https://craftsanddollars.com/fun-crafts-to-do-when-bored/>)
- How To Learn Homemaking Skills Without Being Completely Overwhelmed (<https://hopefilledhomestead.com/how-to-learn-homemaking-skills/>)
- 20 DIY Christmas Gift Ideas | Sawshub (<https://sawshub.com/diy-christmas-gift-ideas/>)
- 51 Easy & Super Cute Crafts For Teen Girls (<https://ideastoknow.com/easy-crafts-for-teen-girls/>)
- 5 Natural Body Products You Can Make At Home | My WordPress (<https://newmillennialpublications.tkcustomerstagingarea.com/5-natural-body-products-you-can-make-at-home/>)
- Homemade Gift Ideas For a Loved One ~ Little Lost Creations~ (<https://littlelostcreations.net/homemade-gift-ideas-for-a->

- 22 Fun Crafts To Do When You're Bored [2021] | Crafts and Dollars (<https://craftsanddollars.com/crafts-to-do-when-bored/>)
- 40 Last Minute Mother's Day Gifts For Every Budget - gifts of caring (<http://giftsofcaring.store/2021/06/20/40-last-minute-mothers-day-gifts-for-every-budget/>)
- 5 Tips for Wellness – Greeniche Learn (<https://greeniche.tosssdown.site/learn/index.php/2020/06/01/5-tips-wellness/>)
- Bath Bomb Recipes & DIY Bath Salts – The Columbus Herald (<https://thecolumbusherald.com/2021/07/07/bath-bomb-recipes-diy-bath-salts/>)
- 12 DIY Homemade Christmas Gifts Ideas – Watch out Ladies (<http://www.watchoutladies.net/12-diy-homemade-christmas-gifts-ideas/>)
- Cheap Easy and Luxurious Skincare You Can Make at Home! - Mystic Wanderer (<https://mysticwanderer.com/cheap-easy-luxurious-skincare-you-can-make-at-home/>)
- 40 Last Minute Mother's Day Gifts For Every Budget - Happy-Connection (<http://happy-connection.com/2021/07/15/40-last-minute-mothers-day-gifts-for-every-budget/>)
- 40 Last Minute Mother's Day Gifts For Every Budget – Buygiftsindia (<https://buygiftsindia.in/gift-ideas/40-last-minute-mothers-day-gifts-for-every-budget/>)
- Bath Bomb Recipe With Epsom Salt - Cake Baking (<https://cakebaking.net/bath-bomb-recipe-with-epsom-salt/>)

Post a comment (Need an avatar? (<http://en.gravatar.com/>))

Recipe Rating ☆☆☆☆☆

COMMENT *

NAME *

WEBSITE

EMAIL *

SUBMIT

* required fields



Home (<https://inspiredbycharm.com>) Recipes (<https://inspiredbycharm.com/category/recipes>) Interiors (<https://inspiredbycharm.com/category/house-tour>) DIY (<https://inspiredbycharm.com/category/diy>) Entertaining (<https://inspiredbycharm.com/category/entertain>) Travel (<https://inspiredbycharm.com/category/travel>) Life (<https://inspiredbycharm.com/category/life>)

All content © 2021 Michael Wurm, Jr. (/author/inspiredbychar). Do not repurpose, repost or redistribute without written permission.

All Rights Reserved.

Designed by Dash Creative Group (<https://dashcg.com/work/inspiredbycharm>)

Information from your device can be used to personalize your ad experience.

Do not sell my personal information.

AN ELITE CAFEMEDIA HOME/DIY PUBLISHER

[SUBSCRIBE](#)[Beverages](#) » Easy Irish Creme Coffee Bombs Recipe

Easy Irish Creme Coffee Bombs Recipe

Published: Jan 24, 2021 · Modified: Jan 24, 2021 by Katie Hale · This post may contain affiliate links
[Comments](#)

▼ JUMP TO RECIPE

You are going to love this fun little way to make your coffee better! This Irish creme coffee bombs recipe is a perfect choice for making your favorite cup of coffee even more enjoyable. This adult version of a coffee drink is a great choice for gifting, adding to your after-dinner coffee, or serving up with your favorite delicious dessert recipe.



Irish Creme Coffee Bombs

If you've ever had an Irish creme (cream) coffee, then you know it has a kick of whiskey behind the creamy and sweet coffee. Making that at home is often done with Bailey's as it is a great blend of creaminess, but you can create your own unique coffee bomb with the same creamy flavor and just enough whiskey to "wake you up" or warm your belly. This recipe is for adults only and is a perfect choice for an after-dinner drink.

What is a Coffee Bomb?

There are many versions of the term coffee bomb, but in this instance, it referring to a chocolate sphere that is filled with tasty things that will melt into coffee once melted. Similar to the popular hot cocoa or hot chocolate bombs of recent months, it is a bit more upscale trend for coffee drinkers.

A coffee bomb is to be made and placed into a mug to pour hot coffee over to melt. As the chocolate melts, the inside filling items will float out into coffee and can be stirred to combine. The result is a flavored coffee drink that is also fun to make and enjoy.

What Can I Put Inside a Coffee Bomb?

You can put anything you want inside a coffee bomb! Whatever you might ordinarily put into your coffee can go inside the coffee bomb. While this particular version is all about the Irish creme flavor, you can change that to suit our preferences by following the same basic process. Below are a few ideas that go great inside a coffee bomb for a fun little flavored coffee treat.

- Flavored syrups to enhance the coffee flavor
- Hazelnut, chocolate, caramel, or other flavored powdered or liquid creamers
- Sprinkles, chocolate chips, or even candy bits to melt into the coffee

Is Irish Creme Alcoholic?

Irish creme is often known by the brand name Bailey's, and in this case, definitely an alcoholic beverage. It is not a kid-friendly drink as it does contain whiskey. That said, not all Irish creme flavored items are alcoholic.

You can achieve the same general flavor in a nonalcoholic manner by adding 1 part rum or brandy extract/flavoring to 4 parts apple cider vinegar. It gives a similar flavor without the alcohol. As my family doesn't personally drink alcohol, this would be the way I would prepare this coffee bomb. In place

the whiskey, I would mix together ½ teaspoon rum extract with 2 to 2 1/2 teaspoons apple cider vinegar and divide among the chocolate spheres.

When Should I Serve an Irish Cream Coffee Bomb?

I love a good cup of coffee with dessert. One of the best times to serve a particular coffee drink is with cake. At least, that is my opinion. The recently discovered easy [blender chocolate cake](#) is perfect, or you can go upscale with the [chocolate cheesecake recipe](#). Of course, it's a great choice along with the basic [old fashioned pound cake](#) or the classic [New York style cheese](#)

While you can serve this alone or with any flavor you wish, I find it complements the chocolate and vanilla flavored desserts the best. Cookies, biscotti, cake, or pies all can work alongside this Irish creme coffee.

Ingredients

- White chocolate chips
- Brown sugar
- Vanilla coffee creamer powder
- Whiskey
- Brewed coffee for serving

Handy Kitchen Tools

- [Microwave-safe bowls](#)
- [Round silicone mold](#)
- [Piping bags](#)
- [Parchment paper](#)

How to Make Irish Creme Coffee Bombs

Prepare by placing a place in the freezer and lining a baking sheet or plate with parchment paper and placing it on your workstation.

In a small microwave safe bowl, melt the chocolate on high for 60-seconds. If not completely melted, continue in 15-30 second increments at a lower heat until melted.

Stir to remove all lumps and heat only until just melted being careful not to burn the chocolate.

Use a spoon to spread the melted chocolate into the cavity of the spherical silicone mold.

Spread this in an even layer on the bottom and up the sides of the mold repeat for all 6 molds.

Place the mold into the freezer for 15 minutes.

Once the molds are set, remove them from the freezer and gently remove each half-sphere from the mold placing them onto the frozen plate.

Add ingredients for the "filling" including the brown sugar, coffee cream and whiskey into 3 of the spheres.

Slightly melt or heat the edge of the remaining 3 halves and press them place creating around. You can also use additional melted chocolate and along the edge of the seam to secure.

Decorate the tops with additional drizzles of white chocolate if desired.

Store in the refrigerator or in an airtight container on the counter until ready to serve.

To serve, place the bomb into a mug and pour hot brewed coffee over the top. Stir to combine ingredients as the chocolate melts.

More Tasty Drink Ideas

If you want to serve up a warm drink that is a bit unique and not the basic everyday cup of coffee or cocoa, you'll love our ideas below. Making chocolate bombs to melt into a cup of coffee or with warm milk is tons of fun and the flavors are so varied. You can whip up one or all of these and enjoy today!

- [Copycat Starbucks Blonde White Mocha Coffee Bomb](#)
- [Decadent White Chocolate Hot Cocoa Bombs](#)
- [Delicious Unicorn Hot Cocoa Bombs Recipe](#)
- [Rich Milk Chocolate Hot Chocolate Bombs Recipe](#)
- [Creamy Red Velvet Hot Chocolate Recipe](#)

YIELD: 3

Easy Irish Creme Coffee Bombs Recipe

PRINT

Follow this simple tutorial for making your own Irish creme coffee bombs! A perfect way to kick up your basic coffee to new levels.

PREP TIME	ADDITIONAL TIME	TOTAL TIME
10 minutes	30 minutes	40 minutes

Ingredients

- 1 ½ cup white chocolate chips

- 1 tbsp brown sugar
- 6 tbsp vanilla coffee creamer powder
- 3 tbsp whiskey
- 36 oz brewed coffee

Instructions

1. Prepare by placing a place in the freezer and lining a baking sheet or plate with parchment paper and placing it on your workstation.
2. In a small microwave save bowl, melt the chocolate on high for 60-seconds. If not completely melted, continue in 15-30 second increments at a lower heat until melted.
3. Stir to remove all lumps and heat only until just melted being careful not to burn the chocolate.
4. Use a spoon to spread the melted chocolate into the cavity of the sphere silicone mold.
5. Spread this in an even layer on the bottom and up the sides of the mold then repeat for all 6 molds.
6. Place the mold into the freezer for 15 minutes.
7. Once the molds are set, remove them from the freezer and gently remove each half-sphere from the mold placing them onto the frozen plate.
8. Add ingredients for the "filling" including the brown sugar, coffee creamer, and whiskey into 3 of the spheres.
9. Slightly melt or heat the edge of the remaining 3 halves and press them into place creating around. You can also use additional melted chocolate and pipe along the edge of the seam to secure.
10. Store in the refrigerator or in an airtight container on the counter until ready to serve.
11. To serve, place the bomb into a mug and pour hot brewed coffee over the top. Stir to combine ingredients as the chocolate melts.

Notes

For better flavor, serve with an Irish creme or Bailey's flavored coffee.

Recommended Products

As an Amazon Associate and member of other affiliate programs, I earn from qualifying purchases.

[Cocoa bomb boxes | Etsy](#)

[Irish Creme Limited Edition Hot Cocoa Bombs | Etsy](#)

[Latte Bombs 4Flavors | Etsy](#)

[Double Mocha Coffee Bomb | Etsy](#)

[Booze Bombs | Etsy](#)

[Hot Coffee Bomb | Etsy](#)

Nutrition Information: YIELD: 3 SERVING SIZE: 1

Amount Per Serving: CALORIES: 571 TOTAL FAT: 31g SATURATED FAT: 17g
TRANS FAT: 0g UNSATURATED FAT: 12g CHOLESTEROL: 18mg SODIUM: 104mg
CARBOHYDRATES: 64g FIBER: 1g SUGAR: 63g PROTEIN: 6g

© Katie Hale

CUISINE: American / CATEGORY: Beverages



« [The Best Easy Sweet and Sour Chicken with Pineapple](#)

[Dutch Oven Cheesy Taco Spaghetti Recipe](#)

Recipes You'll Love



❤️ 450

30 Decadent
Homemade Hot
Cocoa Bombs Recipes



❤️ 605

Copycat Starbucks
Blonde White Mocha
Coffee Bomb



❤️

Decadent White
Chocolate Hot
Cocoa Bombs



❤️ 457

Decadent Cafe Mocha
Coffee Bombs Recipe
Tutorial



❤️ 673

Rich Milk Chocolate
Hot Chocolate Bombs
Recipe



❤️

Delightfully Delicious
Unicorn Hot Cocoa
Bombs Recipe

Comments

YouCanCallMeSusie

January 28, 2021 at 1:58

What is the best advice for handling the top shell while heating it's ed
Also, what is a suggestion to "melt the edge of the top Shell's edge?
Thanks.

REP

Katie Hale

January 28, 2021 at 2:15

A great tip is to use a plate that has been heated and then place the top onto it to soften the edge, then connect and use extra chocolate to seal.

REP

Ashley Judd

April 18, 2021 at 10:27

How long can the baileys stay in the chocolate mold without melting?

REP

Katie Hale

April 21, 2021 at 10:58

I would recommend using within 2 to 3 weeks.

REP

Join the Discussion

Your email address will not be published. Required fields are marked *

Comment

Name *

Email *

☐ Notify me of follow-up comments by email.

☐ Notify me of new posts by email.

POST COMMENT

**WE'RE SOCIAL
FOLLOW US!**



CATEGORIES

Select Category



PAGES

[About Scrambled Chefs](#)

[Contact](#)

[Privacy Policy](#)

[Recipe Index](#)

[Recipe Stories](#)

[Recipes](#)

[Subscribe](#)

Feel free to share our recipes on your blog using a photo and link back to the original recipe.

LATEST RECIPES:

Easy Tuscan White Bean Soup Recipe

Spatchcocked Thai Roasted Chicken Recipe





**Creamy Sopapilla
Cheesecake with
Puff Pastry**

**The Easiest
Homemade
Smashed Burger...**

**Classic Slow
Cooker French
Onion Soup...**

**Crispy Fried Lentil
Patties Recipe**

**Crispy Baked
Parmesan
Mushroom Bites...**

**Copypat P.F.
Chang's Teriyaki
Chicken Lettuce...**

**Chicken Piccata
Meatballs 30-
Minute Meal**

**The Best
Homemade
Chicken Parmesan**

LOAD MORE

Copyright © 2021 Scrambled Chefs | All Rights Reserved

Exclusive Member of Mediavine Food

I may receive compensation from links on this site. As an Amazon Associate I also earn from qualifying purchases. See my [disclosure policy](#).



[Food Recipes](#) / [Homemade Gift Ideas](#)

Green Tea Bombs Recipe with Edible Flowers

April 7, 2021

Learn how to make a green tea bomb recipe. These beautiful green tea globes contain edible flowers for a beautiful cup of hot tea.



Tea bombs are like hot chocolate bombs, but they are made with tea instead. These beautiful little tea globes are filled with green tea tucked inside a clear shell made with isomalt. I added a pop of color and more flavor by using dried herbs. These make tea time fun, and they make great homemade gifts for your friends. They are also perfect for a spring brunch or summer garden party.

DIY Tea Bombs

You're probably familiar with [hot chocolate bombs](#) and homemade coffee bombs. However, what you may less family with are tea bombs. Tea bombs are the sophisticated cousin to [hot cocoa bombs](#).

DIY tea bombs are made in a similar manner as other drink bombs. You can use the same mold to make both of the projects. However, rather than being filled with a [hot cocoa mix](#), tea bombs are made with a tea bag inside.

I made my DIY tea bombs using green tea bags for green tea bombs. To make them pretty, I also added edible flowers inside the tea bags. The edible flowers give the green tea additional flavor. They also look beautiful inside the clear outer shell.

Like hot chocolate bombs, my green tea bombs also make wonderful [food gifts](#) for friends and family.

Keep reading to learn how to make tea bombs. I also share the benefits of drinking green tea, and teach you which edible flowers you can add for a delicious cup of hot tea.

What is a Tea Bomb?

Tea bombs are small clear globes filled with a bag of tea. In this case, I used green tea bags. I also added edible flowers to my tea globes for a flavor boost and to make them beautiful.

The outer shell of my green tea bombs is made with isomalt. When you pour hot water over the green tea globes, the outer shell dissolves. This releases the green tea and edible flowers to make a delicious cup of hot tea.

My green tea bombs are a fun way to enjoy the health benefits of green tea. They also make a beautiful presentation for a garden party or brunch.

What Types of Tea Can I Use in a Tea Bomb Recipe?

You can use any tea you like to make DIY tea bombs. The tea just needs to be contained inside a tea bag. Here are the types of tea you can use in a tea bomb recipe:

- [Green Tea](#)
- [Black Tea](#)
- [White Tea](#)
- [Herbal Tea](#)
- [Flavored Tea](#)
- [Red & Rooibos Tea](#)
- [Chai & Mate Tea](#)

I used green tea to make my tea globes for its natural health benefits. I also like the taste of green tea. However, you can also use black tea, green tea, white tea or herbal tea, as is your preference.

Black tea, for example, has more caffeine than other types of tea. Whereas herbal teas, typically do not contain any caffeine.

If you will be using your hot tea bombs recipe in the evening, then I recommend using herbal tea without caffeine. This [blossoms of health tea](#) is one of my favorite herbal tea blends. Whereas this [dream tea](#) is perfect after a large dinner or just before bed. I also enjoy [fidnemed night time tea](#) when I need a [restful sleep](#).

You can also use more than one type of tea to make your tea globes as this tea bomb recipe makes several tea bombs. Therefore you can easily create an assortment of teas for homemade gifts or personal enjoyment.

What Are Green Tea Benefits?

I choose green tea for my DIY tea bombs as green tea has these health benefits:

- Green tea is higher in antioxidants than black tea is.
- It's said that green tea may help improve brain function.
- Green tea is commonly used to aid in weight loss.
- The antioxidants in green tea can help lower the risk of heart disease as well as offer some protection against certain types of cancer.

What is The Best Time to Drink Green Tea?

The best time to drink green tea is either in the morning or before a workout. You can also drink green tea if you need a boost during the day.

Green tea has some caffeine, so it can help you get a morning burst. The amino acid L-theanine helps the caffeine release slowly for longer lasting energy than drinking coffee.

You can also drink green tea about 90 minutes before working out. Some studies show that the EGCG and caffeine in green tea can boost the rate at which fat is oxidized.

As green tea does contain caffeine, it is not recommended that you drink green tea before going to bed.

What Are Isomalt Crystals?

Isomalt is a stable sugar substitute. It's commonly used to make edible art decorations for cakes and other desserts.

It's a sugar alcohol that acts similar to sugar. Sugar can crystallize in high heat, however isomalt doesn't. This makes it easier to work with when creating cake or cookie decorations.

Isomalt is made from the sugar beet and is a natural substance. However, unlike actual sugar, it is sugar free. It only has 2.1 calories per gram, whereas sugar has 4 calories per gram. In addition, isomalt is also a vegan product.

Why Should I Use Isomalt Crystals Instead of Sugar?

While you can use sugar to make green tea bombs, I recommend using isomalt rather than sugar for several reasons:

- Isomalt is half as sweet as sugar. If you make this hot tea bombs recipe with sugar, your tea bombs will be very sweet.
- It is also easier to work with than sugar when you heat it and shape it. Sugar can crystallize and burn, however isomalt is more stable.
- Isomalt is easier to melt without using water. When you melt it and shape it, it looks almost glass like. This gives this tea bombs recipe an almost globe like appearance.

Can I Color My Tea Bomb Globes?

Yes, you can color DIY tea bombs. I recommend using gel food coloring and not a liquid food coloring. Regular liquid food coloring has too much water, which can affect the isomalt. If you add too much, the isomalt can get too watery and get weak and break.

Should I Use Loose Leaf Tea or Tea Bags to Make Tea Bombs?

I recommend using a tea bag to make your tea bomb recipe. It's easier to work with. If there is loose tea on the edge of the isomalt sphere, you may not get a good seal.

In addition, loose leaf tea will settle to the bottom of your teacup as there's nothing to contain the tea leaves once you make a cup of tea.

If you are using loose leaf tea, you will first need to enclose each serving of tea inside a tea bag before using them to make hot tea bombs. These [press 'n brew tea bags](#) are the perfect solution.

What Fillings Can I Add to DIY Tea Bombs?

There are number of filling you add to your DIY tea bombs. I added edible flowers to my green tea globes. However, you can also add some sugar or sugar substitute. Personally, I prefer to add sweetener by the cup and not inside the tea bombs.

Here are some other fillings you can include inside your tea globes:

- [Colorful edible luster dust](#)
- Edible flowers (see below)
- [Confetti sprinkles](#)
- [Edible gold leaf](#) (this would also be pretty pressed inside the isomalt shells)
- [Colored sugar pearls](#)
- [Diamond dust edible glitter](#)

You can also decorate the inside or outside of your tea globes using [metallic cake paint](#).

What Types of Flowers are Edible?

There are many beautiful edible flowers you can use for this project. I recommend using dried flowers only. Otherwise, the water content in the flowers can cause the flowers and tea to mold. It will also affect the integrity of the isomalt shells.

You can add one or more of the following edible flowers to your tea bomb recipe:

- [Calendula](#)

- [Chamomile](#)
- [Elder Flowers](#)
- [Hibiscus](#)
- [Lavender](#)
- Pansies
- [Roses](#)
- Sage flowers
- Violets

These flowers will give your green tea bombs some additional flavor. They also look pretty inside tea globes.

What is the Best Mold for Tea Bombs?

You can use a silicone half sphere mold to make DIY tea bombs. Most hot chocolate bomb recipes use a 2.5 inch mold, but I prefer the smaller 2 inch diameter mold to make my hot tea bombs recipe.

Although the isomalt is half as sweet as sugar, it does still have some sweetness. A large tea bomb would be too sweet for my taste.

Tips for Making a Tea Bomb Recipe

Here are some tips to help you make DIY tea bombs:

- Use a silicone mold to make your tea bomb recipe. The half spheres are hard to get out of plastic molds, and you might break one unmolding it.
- The melted isomalt is very hot and can burn your skin. Do not let children assist with this step.
- When you melt the edges to press the two halves of the sphere together, the isomalt will be very hot. Use caution and wear gloves. I recommend wearing sugar protective gloves when learning how to make tea bombs. These gloves are latex on the outside to protect the surface of your globes, but they have a cotton layer underneath to protect your skin.
- Isomalt is sweet, but it's not as sweet as sugar. I suggest omitting the sugar the first time you make them. Then see how much sugar you'll need and add it to the next batch.
- Isomalt sets up quickly, so you will have to work fast. Have all of your supplies ready before you melt the isomalt.
- When filling the mold, try not to get isomalt over the edge of the mold. Isomalt gets very hard, and it will be difficult to create a smooth edge.
- You can use your favorite tea bags. There's no need to buy a specialty tea.
- For a colored tea bomb recipe, use a gel food coloring until the isomalt is the desired color. Do not use liquid food coloring because it has too much water in it.

Tea Bomb Ingredients

To make this tea bomb recipe, you will need the following ingredients:

- [Isomalt](#)
- [Green tea bags](#)
- Edible flowers
- Granulated sugar (optional)

Supplies to Make DIY Tea Bombs

To make a hot tea bombs recipe, you will need the following supplies:

- [Half sphere silicone mold](#)
- [Sugar gloves](#)
- Glass heat proof bowl
- Spoon
- [Nonstick pan](#)

How to Make Green Tea Bombs

To make your DIY tea bombs, follow these instructions:

1. Place isomalt crystals in a microwave safe bowl. Heat on high 3 to 5 minutes to melt. Microwave times will vary, so keep a close eye on it.
2. When the isomalt is melted, the bowl and the isomalt will be very hot. Use heat proof gloves to remove the bowl from the microwave.
3. Use a metal spoon to spoon the melted isomalt into all six of the half sphere molds. Use the back of the spoon to ensure that the mold is covered with an even layer. Isomalt sets up quickly, so you'll need to work fast before it hardens.
4. Place the mold in the fridge for 5 minutes to harden. I set mine on a cookie sheet to move because the mold is flimsy.
5. Place one green tea bag and one Tablespoon of sugar into three of the green tea bombs. You will have to fold the green tea bag. Let the string from the tea bag hang outside of the sphere. Add your desired edible flowers.
6. Heat a nonstick skillet for a few minutes to get it hot. Remove it from the stove and set on a heat proof surface.
7. With gloved hands, take an empty half sphere and place the edge on the hot pan to melt the edge slightly. Quickly press onto a half sphere that has a tea bag in it. Repeat with the other two green tea bombs.

How to Use Green Tea Bombs

Now you know how to make tea bombs, and it's time to use them. To use your green tea bombs, place one green tea globe into a cup. Then pour 8 ounces of hot water over the tea globe.

The clear shell will dissolve, and the tea bag will infuse with the water to create a cup of tea. Allow the tea to steep for a few minutes then discard the tea bag.

How to Store Green Tea Bombs

Store your leftover DIY tea bombs in an airtight container on the counter. Humidity from the air can affect the isomalt shell, so it's important to keep them dry.

Do not store extra tea bombs in the fridge. The high humidity can make them dissolve.

Yield: 3 green tea bombs

Green Tea Bombs Recipe

Print

Learn how to make a green tea bombs recipe. These beautiful green tea globes also contain edible flowers for a beautiful cup of hot tea.

Prep Time 20 minutes

Cook Time 5 minutes

Total Time 25 minutes

Ingredients

- 1/3 Cup isomalt
- 3 Individual green tea bags
- 1/4 Cup edible flowers

Instructions

1. Place the isomalt in a heat safe glass bowl or microwave-safe container. Heat 3-5 minutes at high power, until melted. Use heat-resistance gloves to remove.
2. Immediately spoon the melted isomalt into all six of the half-spheres silicone cavities in your mold. Working quickly, use the back of a spoon to cover the entire surface of the mold cavities., help yourself with the back of the spoon.
3. Once the six halves are filled, place the mold in the refrigerator for 5 minutes until they harden.
4. Add one third of the edible flowers and one green tea bag to three of the globes. Set aside.
5. Heat a non-stick saucepan or skillet for several minutes on the stovetop. Once hot, remove from heat. Then take one empty half of a tea globe and melt its edge slightly. Quickly press it down onto a filled half of an isomalt shell to form a tea globe.
6. Repeat the process with the rest of the globes to form the remaining two tea bombs.
7. Your tea bombs are ready once they have been assembled. Package as desired for personal use or gifting. Or steep in a cup of hot water to use.

Notes

Tip: For sweet green tea, include 3 Tablespoons sugar in the recipe. Then add 1 Tablespoons granulated sugar to each tea globe, when adding the tea bag and edible flowers.

Tip: Be careful when assembling your DIY tea globes. As the half of the isomalt shell that you melt gets really hot, you will want to use either sugar gloves or tweezers when assembling.

© Rebecca Dillon soapdelinews.com

Cuisine: tea / **Category:** Food Recipes

More Tea Recipes

If you enjoy my tutorial on how to make green tea bombs, then be sure to try these other tea recipes:

- [Vanilla Chai Tea Latte Mix](#)

- [Cold Remedy Tea Recipe](#)
- [Tulsi Ginger Tea Recipe](#)
- [Thyme Tea Recipe](#)
- [How to Make Herbal Tea Blends](#)
- [Chai Tea Mix Recipe](#)

This post originally appeared on [Becca Ink](#).

Discover more delicious [tea recipes](#) by following Soap Deli News on [Facebook](#), [Twitter](#), [Pinterest](#), and [Instagram](#). Or [subscribe to my newsletter](#).

Rebecca D. Dillon

Rebecca D. Dillon is a soapmaker, DIY-er and blogger whose life is controlled daily by a dachshund. You can learn more about Rebecca by [checking out her bio](#). Or discover more great skin care & beauty recipes by [subscribing to Soap Deli News blog](#) via email.



LEAVE A COMMENT

Name (Required)

Email (Required)

Website

Comment (Required)

☐ Sign me up for the newsletter!

POST COMMENT

< PREV POST

NEXT POST >

ABOUT THE AUTHOR



Hi, I'm Rebecca! I'm an off and on again soapmaker, DIY-er and writer whose life is controlled daily by a miniature dachshund. [Learn more.](#)



Search ...

SEARCH



© 2020 Rebecca D. Dillon | [Disclosure Policy & Disclaimer](#) | [Privacy Policy](#)
Created By [Lucid Themes](#)



[Recipe Index](#)[About Us](#)[Blog View](#)[HOME](#)[RECIPES](#)[KETO & LOW CARB RECIPES](#)[HOLIDAYS](#)[CRAFTS](#)[FOR YOUR HOME](#)[TRAVEL](#)[Home](#) » [Recipes](#) » [How to Make Tea Bombs](#)

How to Make Tea Bombs


As an Amazon Associate and affiliate with other networks, I may earn a commission from purchases made through links within this post. For more information read my disclosure page [here](#).

PUBLISHED BY LAUREN ON JANUARY 30, 2021.

[Jump to Recipe](#)[Print Recipe](#)

Have fun making awesome **Tik Tik Tea Bombs** using this easy **how to make Tea Bombs tutorial**. With this easy step by step (pictures included) how to you will be able to make all sorts of fun, tasty and beautiful tea bombs.





Tik Tok Tea Bombs Recipe

Have you seen the newest awesomeness on Tik Tok, Tea bombs! We are loving hot chocolate bombs here and when we saw them on Tik Tok knew we just had to get a recipe live for anyone who would be looking for one. They are fairly easy to make, the basic recipe for tea bombs is just 2 ingredients. From there use your creativity to have fun and make all the fancy tea bomb ideas you can think of!

What is a Tea Bomb?

A tea bomb is the tea version of a hot chocolate bomb. Using Isomalt to make a shell, then the shell is filled with a tea bag, edible flowers, edible confetti and other additions you can totally customize them wiith your favorite flavors and designs onces you know the basics.

How to Use a Tea Bomb

When you're ready to drink your tea, simply place the tea bomb into a mug, then pour boiling or hot water over it. The tea bomb shell will melt and the tea bag will steep and any additions like edible flowers or sweetener will pop out and flavor and decorate it while it seeps in the hot water.

Tips and Variations

Be CAREFUL when touching the balls and they are hot. When you are putting the 2 balls of Isomalt together to form the ball it will be hot. If you are doing this with kids, this step is one that you want the adult to do not the kids.

Add sweetener. Isomalt is not overly sweet, so you may want to add some sweetener if you prefer a sweet cup of tea. If you like your tea sweet then you will want to add sugar or sugar substitute inside with the bag.

Add Flowers. There are lots of edible flowers that you can add to the tea bomb with the tea bag to make them fancier.

Change up the Tea. I used Chai when making mine, but if you are not a fan of Chai you can use any type of tea bag to make a tea bomb.

- [Chai](#)
- [Green Tea](#)
- [Passion](#)
- [Wild Sweet Orange](#)
- [Refresh Mint](#)
- [Sweet Cinnamon Spice](#)
- [Calm Chamomile](#)

Change the color of the Isomalt. I left these clear to make things easier to see but if you want to have your tea bombs colored then all you have to do is add a few drops of the food coloring you want them to be to the isomalt before heating it up. I suggest using the gel food coloring so you are not adding to much more liquid to the mixture.

Use a Silicone mold. Silicone molds are easiest to use, I used [this one](#) when making these.

What fillings are best for Tea bombs?

Aside from the teabag that you need in a tea bomb there are lots of other things you can add to a tea bomb to make them fancy. Anything you are adding to the inside of the tea bomb you need to make sure is edible and food grade.

- [Edible luster dust](#)
- [Edible Flowers](#)
- [Edible Rose petals](#)
- [Edible Confetti](#)
- [Edible Gold Leaf](#)

Tea Bombs Ingredients

- ¼ cup [Isomalt](#)
- 2 Individual Tea Bags

How to Make Tea Bombs

This recipe will make 2 chai tea bombs, but it is really easy to double and triple this recipe for as many tea bombs as you want to make.

Place isomalt into a glass measuring cup that is heat-safe. Microwave on high in 30 second increments, stirring between each increment until fully melted.

Add about $\frac{1}{4}$ of the melted isomalt to one spherical mold cavity, using your spoon to press the isomalt up and around the edges of the mold. Repeat with 3 additional molds.

Put the filled molds into the freezer for 5 minutes to harden.

Remove the filled molds from the freezer and gently peel the mold away from the isomalt half-spheres.

Place a tea bag into two of the isomalt half-spheres, leaving the tag of the tea bomb hanging out.

Warm your saucepan over medium heat, and when it's hot, turn an empty isomalt half-sphere over and rub the flat edge of the isomalt shape onto the bottom of the pan until it just starts to melt. – I HIGHLY suggest using heat protective gloves for this as it is HOT.

Immediately place the slightly melted isomalt half on top of an isomalt half-bomb with a tea bag inside. The two sides of the tea bomb will seal together in just a moment or two when the isomalt cools.

How to Make Tea Bombs

Have fun making awesome Tik Tik Tea Bombs this easy **how to make Tea Bombs tutorial**. With this easy step by step you will be able to make all sorts of fun, tasty and beautiful tea bombs.



5 from 1 vote



Print



Pin



Rate

Prep Time: 10 minutes

Cook Time: 20 minutes

Servings: 2

Author [Lauren](#)



Cook Mode

Prevent your screen from going dark

Ingredients

- ¼ cup Isomalt
- 21 Individual Black Chai Tea Bags

Instructions

1. Place isomalt into a glass measuring cup that is heat-safe. Microwave on high in 30 second increments, stirring between each increment until fully melted.
2. Add about ¼ of the melted isomalt to one spherical mold cavity, using your spoon to press the isomalt up and around the edges of the mold. Repeat with 3 additional molds.
3. Put the filled molds into the freezer for 5 minutes to harden.

4. Remove the filled molds from the freezer and gently peel the mold away from the isomalt half-spheres.
5. Place a tea bag into two of the isomalt half-spheres, leaving the tag of the tea bomb hanging out.
6. Warm your saucepan over medium heat, and when it's hot, turn an empty isomalt half-sphere over and rub the flat edge of the isomalt shape onto the bottom of the pan until it just starts to melt.
7. Immediately place the slightly melted isomalt half on top of an isomalt half-bomb with a tea bag inside. The two sides of the tea bomb will seal together in just a moment or two when the isomalt cools.



Course beverage



Cuisine American



Keyword tea bomb



[Share on Facebook](#)



[Pin Recipe](#)



Tried this recipe?

Mention @midgetmomma or tag #MidgetMommaRecipes

Viral Tik Tok Recipes you will love

Lots of hot recipes are popping up on Tik Tok that are so much fun and super tasty to make. We have lots of them!

[Olive Garden Chicken](#). Dump it all in the crockpot and let it cook, then mix with pasta for a chicken crockpot recipe the whole family will love.

Chocolate Bombs. So much fun to make and even more fun to drink! Weather you want to have fun with the kids and make [unicorn hot chocolate bombs](#) or [Santa hot chocolate bombs](#), or keep things simple with [peppermint hot chocolate bombs](#) they are perfect for everyone!

Dalgona Coffee. Coffee is life for me and it is even more fun when it is whipped coffee, hot or cold!

Keto Dalgona Coffee. The keto version of the hot trending viral coffee that is perfect for anyone on a low carb or keto diet.

Mocha Dalgona Coffee. Making whipped coffee even better, with coffee, hot chocolate and heavy cream being the only ingredients you need!

Whipped Strawberry milk. Strawberry milk taken up a notch, whipped and beautiful while having the most amazing strawberry milk flavor.

Ice Cream Bread – Only 2 ingredients and you have one tasty bread that is so simple to make! If you want to change up this viral recipe you gotta try [peppermint ice cream bread](#).

Smoked Queso. Easy to make queso that is cheesy and delicious and made on the grill!

Whipped Matcha. Easy to make matcha latte that is not only beautiful but tasty to drink!

Whipped Hot Chocolate. Hot chocolate gets even better when it is whipped into a beautiful drink!

ABOUT LAUREN

Hey There! I am Lauren, a short mom (4 foot 10 to be exact!) who has a passion for helping others and always has a cup of coffee in hand. With amazing recipes to help the home cook become a home chef, along with fun family travel, fun crafts and More! Grab a cup of coffee and join me! [Read more...](#)



« PREVIOUS POST

NEWER POST »

SHARED ON

January 30, 2021

RELATED TOPICS:

[Beverage Recipes](#) [Recipes](#)

WRITTEN BY

Lauren

Join the E-Club

Get recipes, crafts, travel tips, and more straight to your inbox!

SUBSCRIBE

Comments

SARAH SAYS

FEBRUARY 10, 2021 AT 7:46 PM

REPLY

These sound really good and I'm definitely interested in trying this. I noticed that the recipe states "21 Individual Black Chai Tea Bags" but shows two servings. I'm thinking based on the post and everything that it should be 2 tea bags. I fat-finger things often, so I'm thinking that's just the issue. Anyway, I'm looking forward to trying this in the future! Thank you for posting it!

Leave a Reply

Your email address will not be published. Required fields are marked *

Comment

Name *

Email *

Website

POST COMMENT



Meet The Team!

Hey There! I am Lauren, a short mom (4 foot 10 to be exact!) who has a passion for helping others and always has a cup of coffee in hand. With amazing recipes to help the home cook become a home chef, along with fun family travel, fun crafts and More! Grab a cup of coffee and join me!

[READ MORE..](#)



READER FAVORITES



**Air Fryer Frozen
Mozzarella Sticks**



**Christmas Tree
Rice Krispie Treats**



**Coconut Pudding
Recipe**



**Easy New Orleans-
Style Beignets
Recipe**

**Easy Weeknight
Mexican Dinner
Recipes**

**The Best Easy
Pasta Salad
Recipes**

SEEN ON

[About Us](#)

[Contact Us](#)

[Advertising and PR](#)

[Disclosure/ Disclaimer/ Privacy Policy](#)

Search...



Midget Momma is licensed under a [Creative Commons Attribution-NonCommercial-ShareAlike 3.0 Unported License](#).



[Watch Full Seasons](#)

[TV Schedule](#)

[Newsletters](#)

[Shop](#)

[Videos](#)

[Sweepstakes](#)

[Magazine](#)

[Blog](#)

[Shows A-Z](#)

[Chefs A-Z](#)

[Restaurants](#)



[Recipes](#)

[Shows](#)

Chefs

Food Network Kitchen

Premium





All your cooking needs in one place

[Start Free Trial](#)


[Step-by-Step Tutorials](#)



[Browse Meal Plans](#)

[Try Premium](#)

discovery+

What are you looking for?





[Log In](#)
[Sign Up](#)
[Contact Us](#)

[Home](#) / [FN Dish](#) / [News](#)

FN DISH



Trending News, Tips, Tales and
Recipes From Food Network

[FN Dish Home](#)[Best Recipes](#)[Shows](#)[Chefs](#)[News](#)[Shopping](#)[Family](#)[Restaurants](#)[Holidays](#)[Events](#)

Tea Bombs Are TikTok's Latest Food Trend: Here's How to Make Them

If you like hot cocoa bombs, you'll love these.

January 23, 2021

[PINTEREST](#)[FACEBOOK](#)[TWITTER](#)[EMAIL](#)

By: [Samantha Leffler](#)





New item added to my menu  tea globe bomb

TikTok, the social platform that's given us **whipped coffee** and doughnut cereal, is showing no signs of slowing down in 2021. Case in point: The **latest food craze** that's been gaining traction on TikTok in recent weeks is something known as a tea bomb, which is pretty similar to those **hot chocolate bombs** that were all the rage late last year.

Like the hot chocolate bombs before them, tea bombs are spherical treats packed with goodies that you can only get to once they melt. However, while hot chocolate bombs are chocolate shells filled with marshmallows and other sweet morsels, tea bombs are typically sugar spheres loaded with colorful, flavorful tea leaves.

Once the tea bombs slowly and ethereally melt as they come in contact with hot water, the leaves are released and you can watch a cup of tea brew before your eyes. And since TikTok trends are anything but subtle, many tea bombs have stunning, sparkly exteriors that only make the final result all the more visually dazzling.

Check out some vibrant tea bombs in action below:



dfwmilkbombs

check out



Tea bomb Harry Potter theme trial

While tea bombs aren't as easy to master as say, that [picture-perfect quesadilla hack](#), there are plenty of TikToks that explain how to make the fun drinks, and as it turns out there isn't just one way to get the job done.

TikTok user [@mysuperhero_helmethair](#) shared a tutorial on her account. She begins by making a small sugar disc for the foot of the bomb and then pours liquid sugar (which you can make by melting granulated sugar) into a multi-purpose silicone mold shaped like an egg, in order to create the bomb itself. Once the sugar cools and solidifies, she cuts a small hole in one end of the sphere so she can funnel in some loose leaf tea. Lastly, she secures the tea bomb by putting some liquid sugar on the end and then places the bomb in a cup of hot water. Voila!

TikTok user [@miss_lyssi0215](#), who made the Harry Potter-inspired tea bomb above, explained in the comments that she crafted her creation by using a mold to make the bomb out of sugar, corn syrup and honey. She then simply put a Lipton tea bag inside and let the hot water do the work.



anaberriezzzz
1,914 followers

[View Profile](#)

If making your own tea bomb seems like a bit too much of a hassle, Instagram user [@anaberriezzzz](#) makes some pretty awesome tea bombs of her own and is currently accepting orders via her Instagram account. What are you waiting for!

Related Content:

[Your Favorite Whipped Coffee Is Also a Delicious Ice Cream Flavor](#)

[At Last, One of TikTok's Trendiest Foods Is Back in Stock](#)

[Truff Pasta Sauce is Just What We Need to Spice Up 2021](#)

NEXT UP



How to Make TikTok's Pumpkin Spice Iced Tea

The drink is as if summer and fall had a baby.

Related Pages

[What Are Hot Chocolate Bombs? The Internet's...
Halloween Hot Cocoa Bombs Recipe](#)

[Where Can You Buy Hot Chocolate Bombs?
How to Make TikTok's Honey Jelly](#)

[How to Make TikTok's Pesto Eggs
How to Make TikTok's Creamy Lemonade](#)

[Site Map](#) [Visitor Agreement](#) [AdChoices](#) [Privacy Notice](#) [About](#) [Newsroom](#) [Advertise](#) [Help](#) [TV Ratings](#)
[Online Closed Captioning](#) [California Privacy Notice](#) [CA Do Not Sell My Info](#) [Accessibility](#) [Newsletters](#) [Discovery, Inc.](#)

[International Editions](#) ^

[The Discovery Family of Networks](#) ^

© 2021 Discovery or its subsidiaries and affiliates. All rights reserved.



HAPPY HAPPY, JOY JOY, HEAVY HANDED ADVICE, THESE THINGS ARE BETTER THAN YOUR THINGS

BY: BRITTANIE PYPER

If Hot Cocoa Bombs Weren't Your Thing, Maybe 'Tea Bombs' Will Be

One of the trends to come out of 2020 was the [Hot Cocoa Bomb](#) – they were everywhere.



But now that the holidays are over, people are jumping onto a new trend – Tea Bombs.


**huskergirl1228**

1,278 followers

[View Profile](#)[View More on Instagram](#)

50 likes

huskergirl1228

Citrus Oolong honey hot tea bomb.. a bit more labor intensive than the cocoa bomb.. .. but I will get my process down to a science .. [#hottea](#) 
[#teabomb](#) [#omaha](#) [#omahanebraska](#) [#sotwistedextremebakery](#)

[view all 8 comments](#)[Add a comment...](#)

These are exactly what they sound like, they are little bombs made out of sugar that have a tea bag or tea mixture inside.

They dissolve in hot water and make the perfect cup of tea!

[Click here to see my favorite tea bomb recipe.](#)

**i_create_u_celebrate**

382 followers

[View Profile](#)[View More on Instagram](#)

14 likes

i_create_u_celebrate

#in between cocoa bombs playing new bombs Tea bombs glitter bombs
oatmeal bombs #glitterbomb #teabomb #glitter #newyearscocoabomb
[view all 8 comments](#)

Add a comment...

According to the people making these, these are quite more labor intensive than the hot cocoa bombs because they require you to make a shell using sugar and you can get some crazy burns if you are not careful.

**dfwmilkbombs**

1,494 followers

[View Profile](#)[View More on Instagram](#)

57 likes

dfwmilkbombs

Check out our tea bombs! Great for afternoon tea with your girlfriends.

[#milkbombs](#) [#teabomb](#) [#afternoontea](#)[view all comments](#)

Add a comment...

With that being said, if you know what you are doing, these are GORGEOUS and another fun trend to jump on.

**dfwmilkbombs**

1,494 followers

[View Profile](#)[View More on Instagram](#)

30 likes

dfwmilkbombs

Look how stunning this is!! [#teabomb](#) [#milkbomb](#) Order yours today for NYE!

Add a comment...

Of course you can skip making these entirely and find some online.



dianalozano_77

563 followers

[View Profile](#)

I cannot wait to give these a try!!

**beautyanddasweetz**

20.9K followers

[View Profile](#)[View More on Instagram](#)

288 likes

beautyanddasweetz

My set of hot tea bombs. Crysanthemum Rose, Earl Grey Lavender, Strawberry Green Tea & Chai. I love how delicate they look. Swipe right for closeups ✨

-
-
-
-
-
-
-
-
-
-

#teabomb #teatime #tealover #chai #rose #lavender #earlgrey #greentea
#matcha #matchabomb #aesthetic #explore #explorepage #explorepage ✨
#hotcocoabombs #edibleflowers #edibleflower #lasvegas #cakeslasvegas

[#hotcocoabombs](#) [#candlenewer](#) [#candlenewer](#) [#lasvegas](#) [#candlenewer](#)
[#teaofinstagram](#) [#teaoclock](#) [#smallbusiness](#) [#trending](#) [#satisfying](#) [#relaxing](#)

view all 42 comments

Add a comment...

**shaunys_sweet_edibles**

525 followers

[View Profile](#)[View More on Instagram](#)

25 likes

shaunys_sweet_edibles

Out with the old and in with the new.. it's [#teatime!!](#) These [#teabombs](#) are awesome!! We have a variety of flavors and these are sample sizes.

.
. .
. .
. .

[#teabombs](#) [#teabomb](#) [#teaglobe](#) [#hotcocoabombs](#) [#hibiscustea](#) [#steep tea](#)

[view all 8 comments](#)

Add a comment...

PREVIOUS

Kids Are Now 'Sadfishing' Each Other. Here Is What Parents Need To Know About It.

NEXT

As It Turns Out, Your Mini Waffle Maker Can Make More Than Just Waffles Including Pizza And Grilled Cheese!

[Privacy Policy.](#)

Have a nice day and watch out for the big yellow chicken.

Exclusive Member of Mediavine Family

Food

Tea Bombs Are the New Hot Cocoa Bombs, and They're Very Pretty

They're cute, they're cozy, and they're taking over TikTok.

By **Elizabeth Logan**

January 29, 2021



Aleksandr Zubkov/Getty Images

Just a few months after **hot cocoa “bombs”** took over **TikTok**, a new beverage trend has emerged: tea bombs. And they're just as pretty.

They work the same way **hot cocoa bombs** did: Place in a mug or cup, then pour hot water on top to dissolve, and presto! Instant drink.

It's worth pointing out this is also just a method for making tea. If you were to put, say, a tea bag in a mug, and pour hot water on it, you would have made tea. Just saying.

But part of the fun of this trend seems to be not just the pleasure of drinking tea but of making the colorful, creative spheres. There are all kinds of methods on TikTok, but the basic gist is to pour melted liquid sugar ([more details here](#)) into a mold and fill with tea leaves, edible flowers, and any other pretty ingredients you want. Then you let it cool and harden into a half-sphere, melt the edges, stick two together, and you have a ball you can store or transport easily.

TikTok content

You must give consent to targeting tracking to see this content. [Open my cookie preferences.](#)

[View on TikTok](#)

It seems many **TikTok-ers** are using tea bags in the center of their bombs, essentially using the bomb structure to package add-ons they'd like in their drink.

TikTok content

You must give consent to targeting tracking to see this content. [Open my cookie preferences.](#)

[View on TikTok](#)

Experiment with different flavors and shapes...or just order some pretty ones online; that's totally allowed too. The way this one sparkles! Why am I mesmerized? I didn't even know what this *was* a few hours ago.

Instagram content

You must give consent to targeting tracking to see this content. [Open my cookie preferences.](#)

[View on Instagram](#)

What **foodie trend** will TikTok come up with next? We've already seen a recipe for juice bombs...how about water bombs? You could melt some water and then cool it into a shape, put it in a glass and then pour other warmer water over it until...wait, that's ice. Sorry, we accidentally invented ice. Let's stick with the tea bombs for now.

Topics **Food** **tea**

Glamour Daily

Today's biggest stories, from pop culture to politics—delivered straight to your inbox.

[Sign Up](#)

Read More

Wellness

Drink Your Way to Zen With Wellness in a Can

By Jenni Singer

By Jenny Singer

There's a Box For That

The 19 Best Healthy Food Delivery Services for Painless Meal Prep

By Shanna Shipin

Celebrity Beauty

Blue Ivy Did Her Grandma Tina's Makeup, and It Looks Gorgeous

By Christopher Rosa and Elizabeth Logan



Share




Save on Pinterest

Next >

Taste of Home

[SUBMIT A RECIPE](#) [LOGIN](#) [JOIN](#)



[RECIPES](#) [DINNER](#) [BAKING](#) [SHOP](#) [VIDEOS](#) [SUBSCRIBE](#)



Share



Save on Pinterest

Next >



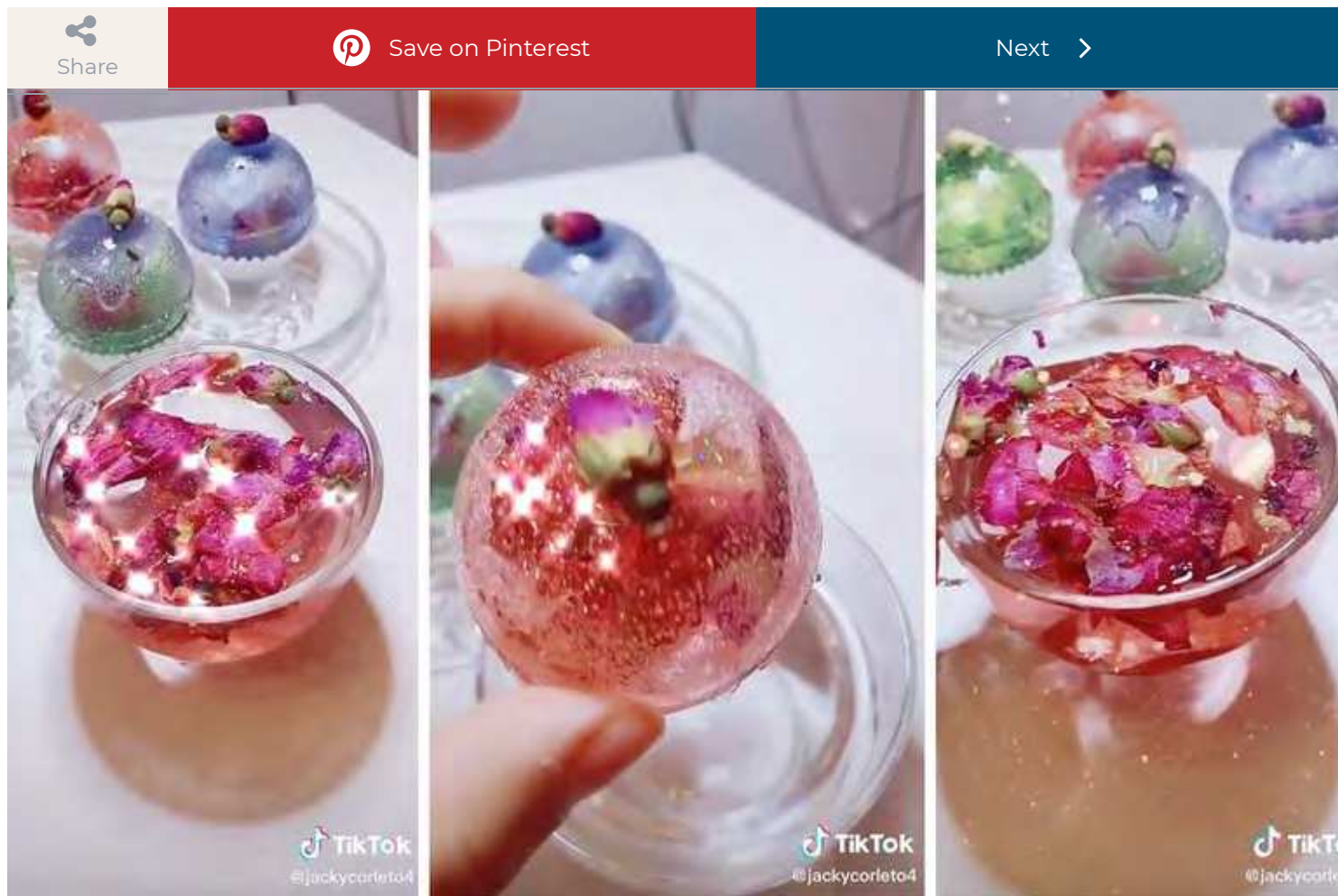
→ Food News → Trends

These Gorgeous 'Tea Bombs' May Be Even Better Than Hot Cocoa Bombs

**Melany Love**

Updated: Jan. 05, 2021

Every editorial product is independently selected, though we may be compensated or receive an affiliate commission if you buy something through our links. Ratings and prices are accurate and items are in stock as of time of publication.



VIA @JACKYCORLETO4/TIKTOK

Sorry, hot cocoa bombs, but these beautiful tea bombs are taking over!

While Christmas and New Year's may have already come and gone, we've still got [months of winter](#) in store. If you decided to join your friends and family virtually for the holidays, perhaps you decided to enjoy some [hot cocoa bombs](#) together to ward away the cold. You know—those amazing little spheres of chocolatey goodness that basically took over our lives near the end of 2020? Yes, *those* hot cocoa bombs!

Well, it seems they were so popular, people decided to take them to the next level. Introducing tea bombs! They're pretty much everything you already know but with some flowery (and citrusy) adjustments.

Tea Bombs Are Almost Too Pretty to Drink



Share



Save on Pinterest

Next >

—you won't regret it! The wondrous thing about these little guys is not only their delicious nature, but also how you interact with them. I can't help but be fascinated with the melting chocolate that explodes into a flurry of marshmallows.

Now people have taken the fun, interactive aspect of hot cocoa bombs and switched up the bevvie of choice. Now it's all about that tea, baby!



Share



Save on Pinterest

Next >

[View More on Instagram](#)


117 likes


dianalozano_77

MOVE OVER CHOCOLATE BOMBS, ✨ Infused ✨ TEA BOMBS ARE HERE TO STAY!

-
-
-
-

TEA BOMB DETAILS ✨


Share


Save on Pinterest


Next >

#teaglobes #chocolatebombs #tea #teabomb #tealovers #edibles #cbd #newtrend #cbdinfused Inbox for tea flavors and pricing

Inspired by @teaglobes
view all 23 comments

Add a comment...

These colorful, glittery little candy-covered floral masterpieces are the new alternative to their chocolate brethren. They work the exact same way—just pour hot water over the shell and let it work its tea time magic. Some are loose-leaf, and some even contain the flowers themselves. Talk about beautiful!



@jackycorleto4

Hot Tea Bombs ✨

##DailyVlog

##EasyRecipe

##BachelorReady

##food

##teabombs

##fyp

##baking

##smallbusinesscheck

##smallbusiness

🎵 She Share Story (for Vlog) – 山口夕依



Share



Save on Pinterest

Next >

much of a taste and *won't* overpower the tea flavor.) Isomalt is used to create an almost glass-like effect that pretties up all kinds of desserts. For example—our [snowglobe cookies!](#)



Share



Save on Pinterest

Next >

[View More on Instagram](#)

70 likes

dfwmilkbombs

Dfw Milk Bombs family. Thank you for getting our milk bombs this holiday! We hope you were able to enjoy our milk bombs while making memories with loved ones! We wish you a prosperous 2021 New Year! See you back in production tomorrow morning!

[view all 8 comments](#)

Add a comment...

How to Make Your Own Tea Bombs



Share



Save on Pinterest

Next >

Just melt down your isomalt until it's a bubbly, clear liquid (warning: this will be *extremely* hot, so handle with caution), mix in some food coloring, coat two halves of your mold with the mixture, and pop your teabag (or a couple teaspoons of loose-leaf) inside.

Finish your tea bomb the way you would a hot cocoa bomb—wait for the sphere halves to cool, then melt down the edges on a hot pan and stick 'em together. *Voila!* You've made a tea bomb just begging to be cracked open. This is definitely the next great trend of the season, don't you think?

Popular Videos



Originally Published: January 05, 2021



Share



Save on Pinterest

Next >

Love

she's not scribbling in her notebook or working at her computer, she can be found experimenting with new recipes or relaxing with a book and her cats.


Sign up for recipes to your inbox

Recipes from real home cooks,
tested in our kitchens and delivered
right to your inbox!

[Sign Up](#)


FREE TOTE

Plus, Save Up To 80%!


Share

 Save on Pinterest

Next >


Share

 Save on Pinterest

Next >



Share



Save on Pinterest

Next >

SPECIAL OFFER

1 Year Only

\$8

Cover Price: \$35.94

Save 77%

Subscribe Now ▶

Now Trending

This Is the Safest Temperature for Your Fridge



Share




Save on Pinterest

Next >


This Turkey Charcuterie Board Will Have Your Guests Gobbling Up the Snacks

Dairy Queen's Secret Menu Has a "Butterbeer Blizzard"—and It Will Knock You Off Your Broom


Share


 Save on Pinterest

Next >


Share


 Save on Pinterest

Next >


Share

 Save on Pinterest

Next >


Share

 Save on Pinterest

Next >

	Recipes	Home & Living
	Contests	Stuff We Love



Share



Save on Pinterest

Next >

Taste of Home

Health & Wellness

Magazine

Holidays & Events

Subscription Box



OUR BRANDS


[Reader's Digest](#)[Family Handyman](#)[Birds & Blooms](#)[The Healthy](#)[About Us](#) | [Contests](#) | [RSS](#) | [Magazine Customer Service](#) | [Contact Us](#) | [Log In](#) | [Help](#) | [Press Room](#) |[Advertise with Us](#) | [Terms of Use](#) | [Privacy Policy](#) | [Your CA Privacy Rights](#) |[Do Not Sell My Personal Information – CA Residents](#) | [Accessibility Statement](#) | [About Ads](#)

© 2021 RDA Enthusiast Brands, LLC


Sign-up for recipes to your inbox

SIGN UP

Taste of Home is America's #1 cooking magazine.




Give \$10 Gifts >


Share


 Save on Pinterest

Next >


Share


 Save on Pinterest

Next >


Share


 Save on Pinterest

Next >


Share


 Save on Pinterest

Next >


Share


 Save on Pinterest

Next >


Share

 Save on Pinterest

Next >


Share

 Save on Pinterest

Next >



Share



Save on Pinterest

Next >

Taste of Home

[SUBMIT A RECIPE](#) [LOGIN](#) [JOIN](#)



[RECIPES](#) [DINNER](#) [BAKING](#) [SHOP](#) [VIDEOS](#) [SUBSCRIBE](#)

ADVERTISEMENT



Share



Save on Pinterest

Next >



→ Food News → New Products

We Just Heard About Cocktail Drink Bombs, and We Need Them ASAP



Krista Garcia

Updated: Feb. 22, 2021



Share



Save on Pinterest

Next >



VIA MYDRINKBOMB.COM

These magical drink bombs will make you an instant mixologist. It's time to pour a cocktail!

Whatever you might have to say about 2020, trend-wise it was the year of the bomb. You know, the edible variety! It started with chocolaty [hot cocoa bombs](#) that melted into a decadent beverage, then the trend exploded with [tea bombs](#) that turned our morning cups into works of art. It even evolved into [broth bombs](#), with their flavorful blend of spices and herbs.

The next logical step—cocktail drink bombs that transform every evening into a cause for celebration.

How Do Cocktail Bombs Work?

The company behind this mixology magic is [My Drink Bomb](#) and they sell versions in more than 25 flavors, from sour apple martinis to cosmos. In other words,



Share



Save on Pinterest

Next >


case, that liquid can be anything carbonated like soda, beer or sparkling water to set the action in motion. Then add your liquor of choice and chill on ice.

You could also use these drink bombs to make [mocktails](#) since the bombs themselves don't contain any alcohol. All you have to do is use sparkling water and omit the liquor. The company even sells a version for children called [Bomb Squad for Kids](#) with flavors like bubblegum and birthday cake. Sweet!

Where Can I Buy Them?

Each bomb can make one or two drinks and they're available in packs of two, four, six and even 12. The cocktail bombs are available for purchase on the [My Drink Bomb](#) site and start at \$12.50 for a two-pack.

Popular Videos



Originally Published: February 22, 2021



Share



Save on Pinterest

Next >

Krista
Garcia

Writer, blogger, content creator. I specialize in food and travel, plus digital commerce and the retail industry. Based in Portland, Oregon after a very long time spent in NYC.

Sign up for recipes to your inbox

Recipes from real home cooks,
tested in our kitchens and delivered
right to your inbox!

Sign Up

FREE
TOTE

Plus, Save Up To 80%!



Share



Save on Pinterest

Next >

Georgia Drivers With No DUIs Getting A Pay Day On Saturday

Smart Lifestyle Trends | Sponsored

[Learn More](#)

Georgia Launches New Policy For Cars Used Less Than 50 Miles/Day

Walletgenius | Sponsored

[Learn More](#)

Everyone Wants To Retire Comfortably. Here's Our List of Top Advisors

Hiring the wrong financial advisor can wreak havoc on your investments and ruin your retirement. However, this new tool is changing everything.

SmartAsset | Sponsored

The most relaxing farm game of 2021. No Install

Enjoy farming, stock up and make friends. Taonga is a whole world full of adventure!

Taonga: The Island Farm | Sponsored

[Play Now](#)

Georgia Seniors (With No Life Insurance) Get a \$250K Policy For \$18/Month

Smart Lifestyle Trends | Sponsored

[Learn More](#)

No Show Socks That Never Slip Down

Bombas | Sponsored

ADVERTISEMENT

MOBILIZED BY KARGO

 Share

 Save on Pinterest

Next >





Share



Save on Pinterest

Next >

SPECIAL OFFER

1 Year Only

\$8

Cover Price: \$35-94

Save 77%

Subscribe Now ▶



Share




Save on Pinterest

Next >

This Is the Safest Temperature for Your Fridge


We Tried Pumpkin Spice Cheerios—and Honestly, We're Ready for a Second Bowl

Bouqs Co.'s Dried Collection Offers Everlasting Flowers—and We're Obsessed


Share

 Save on Pinterest

Next >


Share

 Save on Pinterest

Next >



Share



Save on Pinterest

Next >



Share



Save on Pinterest

Next >



Share



Save on Pinterest

Next >

Taste of Home

Food News

Test Kitchen

Health & Wellness

Magazine

Holidays & Events

Subscription Box



OUR BRANDS


[Reader's Digest](#)[Family Handyman](#)[Birds & Blooms](#)[The Healthy](#)[About Us](#) | [Contests](#) | [RSS](#) | [Magazine Customer Service](#) | [Contact Us](#) | [Log In](#) | [Help](#) | [Press Room](#) |[Advertise with Us](#) | [Terms of Use](#) | [Privacy Policy](#) | [Your CA Privacy Rights](#) |[Do Not Sell My Personal Information – CA Residents](#) | [Accessibility Statement](#) | [About Ads](#)

© 2021 RDA Enthusiast Brands, LLC

Sign-up for recipes to your inbox

SIGN UP

Taste of Home is America's #1 cooking magazine.



Give \$10 Gifts >



Share



Save on Pinterest

Next >




Share




Save on Pinterest

Next >


Share

 Save on Pinterest

Next >


Share

 Save on Pinterest

Next >



Share



Save on Pinterest

Next >




Share



Save on Pinterest

Next >


Share

 Save on Pinterest

Next >

EXHIBIT E cont.

Hello
Select your address

Beauty & Personal Care ▾

Hello, Sign in
Account & Lists ▾Returns
& Orders

All Best Sellers Prime ▾ Customer Service New Releases Today's Deals Pharmacy Books Fashion Get your school supplies, fast

All Beauty Premium Beauty ▾ Makeup ▾ Skin Care ▾ Hair Care ▾ Fragrance ▾ Tools & Accessories ▾ Personal Care ▾ Oral Care ▾ Men's Grooming ▾

amazon live

The Deal Guy livestreams must-see deals

Watch now ▶
amazon.com/live

Customers who viewed this item also viewed



LifeAround2Angels Bath Bombs Gift Set 12 USA made Fizzies, Shea & Coco Butter Dry Skin

★★★★★ 36,149

\$26⁸⁰ (\$2.23/Count)

30 Pcs Bath Bomb Gift Set, Natural Organic Mini Bath Bombs, Handmade with Rich Fizz - Best

★★★★★ 2,156

\$22⁹⁹ (\$0.77/Count)

25 Pcs Organic Bath Bombs with 3 Bubble Bars and 2 Pack Dried Flowers, Handmade Bath Bomb

★★★★★ 1,742

\$20⁹⁹ (\$20.99/Count)

Beauty & Personal Care ▾ Personal Care ▾ Bath & Bathing Accessories ▾ Bath ▾ Bath Bombs



2 VIDEOS



Roll over image to zoom in

Details

& Natural Bath
Handmade Bubble Bath
Bomb Gift Set, Rich in Essential
Oil, Shea Butter, Coconut Oil,
Vitamin E, Fizzy Spa to
Moisturize Dry Skin, Perfect Gift
for Women

1,475 ratings
1 question

Bath Bombs by INTEYE

1.03 / Count) Get Fast, Free
delivery with Amazon Prime
on orders over \$25.00 shipped by Amazon.
Add an extra \$4.00 when you apply this

Get \$50 off instantly: Pay \$0.00 ~~\$24.80~~ upon
approval for the Amazon Rewards Visa Card. No
annual fee.

Scent	Lavender, Grape, Coconut, Rose, Orange, Lemon
Ingredients	Rich in Essential Oil, Grape Seed Oil, Shea Butter, Coconut Oil, etc
Brand	INTEYE
Item Weight	3.4 Pounds
Item Form	Spherical solid

About this item

- 24 Bath Bombs Gift Set: Contains four small boxes, each with 6 different colors and fragrances, Perfect Birthday Mothers day Gifts idea For Her/Him, Women, Girls, Kids.

One-time purchase:
\$24.80

Get Fast, Free Shipping
with Amazon Prime
& FREE Returns ▾

FREE delivery: ▾ Thursday,
Sep 16 on orders over
\$25.00 shipped by Amazon.
Details

Fastest delivery: Tuesday,
Sep 14
Order within 5 hrs and 21
mins Details

Select delivery location

In Stock.

Qty: 1 ▾

Add to Cart

Buy Now

Secure transaction

Sold by INTEYE DIRECT
and Fulfilled by Amazon.

Return policy: Eligible for
Return, Refund or
Replacement ▾



Enjoy fast, FREE
delivery, exclusive
deals and award-
winning movies & TV
shows with Prime
Try Prime and start
saving today with Fast,
FREE Delivery

☐ Add a gift receipt for
easy returns

- There are Six Different Colors in Each Box: including Summer Dream - Yellow, Orange and Blue, rich in Rose essential oil; Morning Rose - Yellow and Redrich in Rose essential oil & special essence; Ocean Pearl - Blue and White rich in Mint essential oil; Good Night - Purple and Green rich in Lavender essential oil ; Rainforest - Yellow and Green rich in Lemon essential oil & special essence ; Lovely Cupid - red, white and green rich in Lemon essential oil & milk essence.
- The Latest Formula: the latest ingredient ratio ensures good bubbling and floating effect. It will give you an amazing visual impression while putting it in the water. Natural materials have lower activity and longer storage time in the absence of water. It effectively solves the drawbacks that other bath bombs use chemical raw materials to cause internal foaming after storage for a period of time.
- Organic & Natural: All ingredients are made from natural organic Grape Seed Oil, Shea & Cocoa Butter, Organic Coconut Oil, etc. Lasting, gentle, nourishing, relaxed, without any stimulation or adverse reaction. It will not cause any skin injury. It is suitable for normal and dry skin. It can be used continuously to improve skin texture and make the skin smoother and more flexible.
- INTEYE PROVIDE - Best product, best after-sale service, and fast reply! All bath bombs are made of natural organic essential oils; We promise 100% satisfaction experiences, any problem about the product will be assured, just contact us anytime you want; Reply the messages within 10 hours so that to solve the problems as soon as we can.

☐ **Subscribe & Save:**

5% 10%

\$23.56 (\$0.98 / Count)

First delivery on Sep 16

Ships from: Amazon

Sold by: INTEYE DIRECT

Add to List

Share    

60

Sponsored [Compare with similar items](#)**Similar item to consider**

360Feel Bath Bombs Gift Set 6 Large
USA made -Made with Essential Oil -All
Natural Organic Bath Fizzies- Gift ready
box - Aromatherapy Organic Bath Bomb
for Women Men and Kids - Gift ready box
\$19.78

★★★★☆ (626)

59

Sponsored **Frequently bought together**

+

Total price: **\$29.69****Add both to Cart**

These items are shipped from and sold by different sellers. [Show details](#)

- ✓ **This item:** 24 Organic & Natural Bath Bombs, Handmade Bubble Bath Bomb Gift Set, Rich in Essential Oil, Shea Butt... \$24.80 (\$1.03/Count)
- ✓ Dr Teal's Ultra Moisturizing Foaming Bath with Avocado Oil, 34 Fluid Ounce \$4.89 (\$0.14/Fl Oz)

4 stars and above

Sponsored ⓘ



Beautifier Life Hemp Oil Bath Bombs Gift Set (Set of 12) Natural Refreshing Bubble ...
★★★★☆ 71
\$27.66 ✓prime



Organic Bath Bombs Gift Set, 50 Handmade Bulk Bath Bombs For Kids, Women, Men, Wond...
★★★★☆ 1,705
\$41.99 ✓prime



Bath Bombs Gift Set, 20 Wonderful Fizz Effect Handmade Bath Bombs for Valentines'D...
★★★★☆ 4,493
\$20.99 ✓prime



CF Natural Daily Cars Bath Bomb Gift Set with Pull-Back Cars Inside, 6 Pack 7oz Hug...
★★★★☆ 330
Limited time deal
\$16.99 ✓prime
List: \$29.99 (43% off)



Bath Bombs, 10 Natural Bath Bomb Gift Set, Organic Bubble Bath Bombs, Shea Butter Dr...
★★★★☆ 253
\$13.99 ✓prime

Have a question?

Find answers in product info, Q&As, reviews

🔍 Type your question or keyword

Is Discontinued By Manufacturer : No
Product Dimensions : 8.8 x 6.4 x 3.8 inches; 3.4 Pounds
UPC : 657631688925
Manufacturer : INTEYE
ASIN : B07BFB1YFC
Country of Origin : China

Compare with similar items

	<p>This item 24 Organic & Natural Bath Bombs, Handmade Bubble Bath Bomb Gift Set, Rich in Essential Oil, Shea Butter, Coconut Oil, Grape Seed Oil, Fizzy Spa to Moisturize Dry Skin, Perfect Gift idea for Women</p> <p>Add to Cart</p>	<p>360Feel Bath Bombs Gift Set 6 Large USA made - Made with Essential Oil -All Natural Organic Bath Fizzies- Gift ready box - Aromatherapy Organic Bath Bomb for Women Men and Kids - Gift ready box</p> <p>Add to Cart</p>	<p>LifeAround2Angels Bath Bombs Gift Set 12 USA made Fizzies, Shea & Coco Butter Dry Skin Moisturize, Perfect for Bubble & Spa Bath. Handmade Birthday Mothers day Gifts idea For Her/Him, wife, girlfriend</p> <p>#1 Best Seller</p> <p>Add to Cart</p>	<p>25 Pcs Organic Bath Bombs with 3 Bubble Bars and 2 Pack Dried Flowers, Handmade Bath Bomb with Essential Oil & Coconut Oil & Shea Butter to Moisturize Skin, Ideal Gift for Women, Man, Kids, Birthday</p> <p>Add to Cart</p>
Customer Rating	★★★★☆ (21475)	★★★★☆ (626)	★★★★☆ (36149)	★★★★☆ (1742)
Price	\$24 ⁸⁰	\$19 ⁷⁸	\$26 ⁸⁰	\$20 ⁹⁹
Shipping	FREE Shipping on orders over \$25.00 shipped by	FREE Shipping on orders over \$25.00 shipped by	FREE Shipping. Details	FREE Shipping on orders over \$25.00 shipped by

	Amazon or get Fast, Free Shipping with Amazon Prime	Amazon or get Fast, Free Shipping with Amazon Prime	Amazon or get Fast, Free Shipping with Amazon Prime
Sold By	INTEYE DIRECT	Amazon.com	LifeAround2Angels
			Lagunamoon_Beauty

Product description

INTEYE 24 pcs Bath Bombs gift set has been popular Since its launch in August 2018, and during the Christmas of 2018, INTEYE had sold more than 1,000,000 pcs. Ranking 2nd in North America online sales in just a few months launching, it's undeniably that INTEYE bath bomb gift set is the best choice for holiday gifts. Try it, give yourself or your friends a surprise!!!

What Makes an Excellent Bath Bomb?

Organic Natural Raw Materials: INTEYE has passed FDA certification, all raw materials are natural organic, low plant pigment adhesion, will not cause any harm to your bathtub, all ingredients are completely soluble in water, no residue, and easy to clean.

Rich Essential Oils and Other Skin Care Ingredients: Relax your body and mind, nourish your skin. Pure natural plant essential oil has good nourishing and healing effects on skin, and plant fragrance is more elegant and lasting. Long term use can fundamentally improve the quality of skin.

Rich Color: INTEYE bath ball external color is consistent with the color of the section, the formation of the foam is also rich and colorful, lasting fragrance and rich foam make bathing completely enjoyment.

Float Effect in Water: In fact, the lighter the bath salt ball, the better, for same volume. Low grade Bath balls will add starch and other ingredient which is cheap in order to float. Bath balls like these are not completely soluble in water and it made of cheap materials.

Exquisite Packaging: INTEYE Bath Ball with Emboss packaging design, each Bath Ball is separately packed in two layers, six in each box, each four small boxes a large box, so that to provide you with more gift options, and also makes it the best choice of gifts

Wedding Gifts

Valentine's Day

Birthdays

Mother's Day


Bridesmaids Gifts

New Mom Gifts

Get a gift for your mom, sister, friend, partner.

SIZE: 1.8 INCH

Product information

Product Dimensions	8.8 x 6.4 x 3.8 inches; 3.4 Pounds
Item Weight	3.4 pounds
Manufacturer	INTEYE
ASIN	B07BFB1YFC
Country of Origin	China
Customer Reviews	★★★★★  21,475 ratings 4.5 out of 5 stars
Best Sellers Rank	#1,544 in Beauty & Personal Care (See Top 100 in Beauty & Personal Care) #2 in Bath Bombs
Is Discontinued By Manufacturer	No

Feedback

Would you like to [tell us about a lower price?](#) 

Videos

Videos for this product

0:55

My son loves to toss them in. NEVER STAINS

Product Expectations

2:02

24 Organic & Natural Bath Bombs, Handmade Bubble Bath Bomb Gi...

Merchant Video

3:53

Great Packaging!!

Mrs. Rodriguez

Bridal Ma

eHow

Upload your video

Important information

Indications

Therapeutic and Moisturizing bath bombs, formulated for Normal/Dry skin

Ingredients

Rich in Essential Oil, Grape Seed Oil, Shea Butter, Coconut Oil,etc

Directions

Enough quantity can be used one or more at one time, so as to enjoy the fun of creating combinations with different bath bombs.

Products related to this item

Sponsored ⓘ



LifeAround2Angels Bath Bombs Gift Set 12 USA made Fizzies, Shea & Coco Butter Dry S...
★★★★★ 36,149
\$26.80 ✓prime



Bath Bombs with Surprise Inside, 16 Organic Bubble Bath Bombs with 16 Small...
★★★★★ 1,654
\$25.99 ✓prime



Airdom Dinosaur Bath Bombs for Kids - Set of 12 Egg Bubble Fizzies - Surprise Dino ...
★★★★★ 428
\$26.99 ✓prime



Organic Bath Bombs Gift Set, 50 Handmade Bulk Bath Bombs For Kids, Women, Men, Wond...
★★★★★ 1,705
\$41.99 ✓prime



Bath Bombs Gift Set, 20 Wonderful Fizz Effect Handmade Bath Bombs for Valentines D...
★★★★★ 4,493
\$20.99 ✓prime

2,028

Sponsored ⓘ

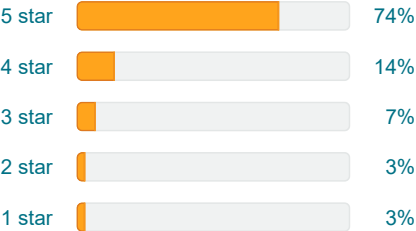
Customer Questions & Answers

[See questions and answers](#)

Customer reviews

★★★★☆ 4.5 out of 5

21,475 global ratings



⌵ How are ratings calculated?

Reviews with images



[See all customer images](#)

Top reviews ⌵

Top reviews from the United States

Kindle Customer

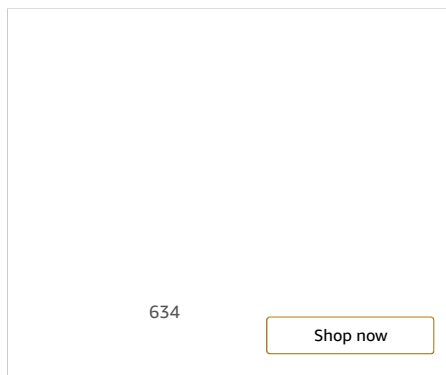
★★★★★ **Smell really good, leaves skin feeling nice**

Reviewed in the United States on November 27, 2018

Verified Purchase

I originally bought these because the tiny people I made decided a cleanliness revolt was in order and stopped bathing. In order to stop the night terrors I bough one expensive bath bomb. This was enough to make bath time a magical time of mermaids and foam. However, it was an expensive fix and mayhem and debt ensued. Obviously I had to find an alternative before they go so dirty that people began to notice, or the neighbors called about the screaming.

These were an amazing find! Smell awesome, keep the tiny humans soft, and make the bath water look pretty. I've even used them myself to unwind after dealing with the tiny humans I



Sponsored ⓘ

made. Relaxed it all away. Great price, great product. *Be wary they crumble a bit coming out of the package, open over the tub.

657 people found this helpful

Helpful

Report abuse



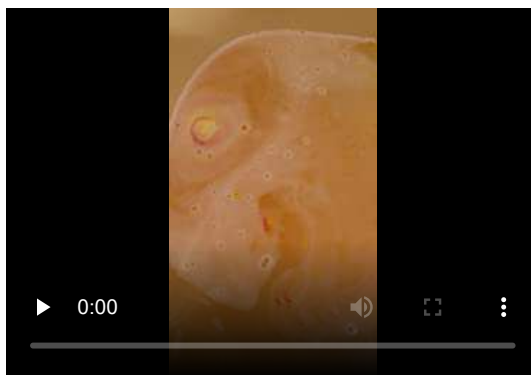
Honey

TOP 1000 REVIEWER

★★★★★ **They be small but mighty.**

Reviewed in the United States on December 13, 2018

Vine Customer Review of Free Product ([What's this?](#))



I had never seen bath bombs this small before so I wasn't sure they would provide much of a bang for my buck. Would they just fizzle out?

Then too, my bathtub is a big old-fashioned one that was already old when we moved into our house 25 years ago. I was pretty sure I'd need to drop two bombs to get the job done.

As it turned out, one bomb was plenty, and it went off quite impressively.

✓ [Read more](#)

333 people found this helpful

Helpful

Report abuse



Matthew K

★★★★☆ **good price for well made products.**

Reviewed in the United States on October 11, 2018

Verified Purchase

to begin i've used the cupid one, and the ocean one thus faoverall the experience with both of them is good but you must understand that you are getting what you pay for.

the smells:

all of them prior to applying them to the bath smells of natural oils (specifically i smell teatree oil, but i'm not a specialist when it comes to oils). when in the bath they do not emit a strong aroma for the bath. i also found some float, and some don't.

the texture / feeling during using them:

they do indeed make my skin feel softer and they tend to calm any skin agitation. i do warn that when they begin to sink and fall apart instead of completely disappearing into the water. just stir the water around and it generally goes away.

the size is small, and for the large whirlpool tub i own i must use two of the same kind in order

✓ [Read more](#)

191 people found this helpful

Helpful

Report abuse



Shawkins

★★★★★ **Fragrant, pretty packaging, great for price**

Reviewed in the United States on October 14, 2018

Verified Purchase

These bath bombs are a great deal for the price. They smell amazing, come in attractive packaging (four boxes of six bath bombs that could be used as four gifts), and are very fizzy. The bath bombs are individually wrapped and the smell is not too strong through the packaging (you could store them somewhere or pack them in a suitcase without everything smelling like the bath bomb). The wrapping is easy to remove as they come with a little gold

colored strip around them that makes peeling the plastic off easy. My household goes through a lot of bath bombs and these are by far the best we've used. They compete with expensive larger ones (like the ones at lush or Bath and Body Works) but are a much better price. I'll continue purchasing these.

141 people found this helpful

Helpful

Report abuse



Bigslacker **VINE VOICE**

★★★★★ **Love it!**

Reviewed in the United States on November 29, 2018

Vine Customer Review of Free Product ([What's this?](#))

The balls are awesome. i used good night and ocean one and the bath was very relaxing. They are not some cheap, filled with some lame ingredients ones. Package is nice and each of the balls smells different. Definitely they smell like essential oils, I detected lavender, rose, ylang ylang maybe? In the bath I touched fizzing ball and my hands were stained, but after the bath color disappeared from skin. I didn't notice any discoloration on the body afterwards (despite nice bright colors of the balls).

177 people found this helpful

Helpful

Report abuse



B. Colonna **TOP 1000 REVIEWER**

★★★★★ **Da Bomb**

Reviewed in the United States on December 25, 2018

Vine Customer Review of Free Product ([What's this?](#))

As far as bath bombs go, these are awesome. Ironically, they have this super-artificial look to them, bright color mixes, etc. yet they are organic and have some decent ingredients.

The set of 24 comes in a cute box you can give to someone, and consists of 6 colors:

Summer Dream - Yellow, Orange and Blue, rich in Rose essential oil; Morning Rose - Yellow and Red, rich in Rose essential oil & special essence; Ocean Pearl - Blue and White rich in Mint essential oil; Good Night - Purple and Green rich in Lavender essential oil ; Rainforest - Yellow and Green rich in Lemon essential oil & special essence ; Lovely Cupid - red, white and green rich in Lemon essential oil & milk essence.

They do break down nicely in the bath and you won't end up cleaning the tub for 20 minutes after use.

My daughter is very sensitive to bath salts and bombs, and gets a rash from some, but these

174 people found this helpful

Helpful

Report abuse



Kellen

★★★★★ **Great product!**

Reviewed in the United States on September 24, 2018

Verified Purchase | **Early Reviewer Rewards** ([What's this?](#))

Loved the bath bombs, kids and wife enjoy them very much!

120 people found this helpful

Helpful

Report abuse



PK

★★★★☆ **It's organic and natural**

Reviewed in the United States on September 25, 2018

Verified Purchase | **Early Reviewer Rewards** ([What's this?](#))

It is organic and very good for kids and very good option to give as a gift or as a goodie

113 people found this helpful

Helpful

Report abuse

[See all reviews >](#)

Top reviews from other countries



Disha

★☆☆☆☆ **cheap quality product!!! do not buy**

Reviewed in Singapore on July 1, 2020

Verified Purchase

Do not be misguided by the positive reviews for this product! its does not at all seem organic but cheap and sleazy product! I am a perfumer by profession and this product smells nothing like organic or natural but very synthetic . Colour that it leaves behind is cheap. does not foam at all.

Very disappointed! Please give me my money back and take all the product back, have only used one bath bomb to try.

Report abuse

[See all reviews >](#)

Products related to this item

Sponsored ⓘ



Bath Bombs for Kids with Toys Inside-9 Pack Organic Dinosaur Bath Bombs Gift Set,Bu...

★★★★★ 219

\$20.80 ✓prime



3.5OZ Bath Bombs Gift Set for Kids/Women , Relaxing & Organic Essential Oil 12 Colo...

★★★★☆ 125

\$24.99 ✓prime



Bath Bombs Gift Set 12Pcs Handmade Bath Bomb for Women Floating Bubble Fizzies...

★★★★★ 164

\$19.99 ✓prime



Bath Bombs with Surprise Inside, 16 Organic Bubble Bath Bombs with 16 Small...

★★★★★ 1,654

\$25.99 ✓prime



Airdom Dinosaur Bath Bombs for Kids - Set of 12 Egg Bubble Fizzies - Surprise Dino ...

★★★★★ 428

\$26.99 ✓prime

7,282

Shop now

Sponsored ⓘ

Pages with related products. See and discover other items: [bubble bath essentials](#), [coconut beauty products](#), [Best color tablets for tub](#), [Explore dry baths for adults](#), [Explore bath bombs for ring](#), [Explore color tablets for tubs](#)

Disclaimer: While we work to ensure that product information is correct, on occasion manufacturers may alter their ingredient lists. Actual product packaging and materials may contain more and/or different information than that shown on our Web site. We recommend that you do not solely rely on the information presented and that you always read labels, warnings, and directions before using or consuming a product. For additional information about a product, please contact the manufacturer. Content on this site is for reference purposes and is not intended to substitute for advice given by a physician, pharmacist, or other licensed health-care professional. You should not use this information as self-diagnosis or for treating a health problem or disease. Contact your health-care provider immediately if you suspect that you have a medical problem. Information and statements regarding dietary supplements have not been evaluated by the Food and Drug Administration and are not intended to diagnose, treat, cure, or prevent any disease or health condition. Amazon.com assumes no liability for inaccuracies or misstatements about products.

Product details

Is Discontinued By Manufacturer : No

Product Dimensions : 8.8 x 6.4 x 3.8 inches; 3.4 Pounds

UPC : 657631688925

Manufacturer : INTEYE

ASIN : B07BFB1YFC

Country of Origin : China

Best Sellers Rank: #1,544 in Beauty & Personal Care (See Top 100 in Beauty & Personal Care)

#2 in Bath Bombs

Customer Reviews:

★★★★★ 21,475 ratings

Back to top

Get to Know Us

- Careers
- Blog
- About Amazon
- Sustainability
- Press Center
- Investor Relations
- Amazon Devices

Make Money with Us

- Sell products on Amazon
- Sell apps on Amazon
- Become an Affiliate
- Become a Delivery Driver
- Start a package delivery business
- Advertise Your Products
- Self-Publish with Us
- Host an Amazon Hub
- See More Ways to Make Money

Amazon Payment Products

- Amazon Rewards Visa Signature Cards
- Amazon.com Store Card
- Amazon Secured Card
- Amazon Business Card
- Amazon Business Line of Credit
- Shop with Points
- Credit Card Marketplace
- Reload Your Balance
- Amazon Currency Converter

Let Us Help You

- Amazon and COVID-19
- Your Account
- Your Orders
- Shipping Rates & Policies
- Amazon Prime
- Returns & Replacements
- Manage Your Content and Devices
- Amazon Assistant
- Help



English

United States

Amazon Music
Stream millions of songs

Amazon Advertising
Find, attract, and engage customers

Amazon Drive
Cloud storage from Amazon

6pm
Score deals on fashion brands

AbeBooks
Books, art & collectibles

ACX
Audiobook Publishing Made Easy

Alexa
Actionable Analytics for the Web

Sell on Amazon
Start a Selling Account

Amazon Business
Everything For Your Business

Amazon Fresh
Groceries & More Right To Your Door

AmazonGlobal
Ship Orders Internationally

Home Services
Experienced Pros Happiness Guarantee

Amazon Ignite
Sell your original Digital Educational Resources

Amazon Web Services
Scalable Cloud Computing Services

Audible
Listen to Books & Original Audio Performances

Book Depository
Books With Free Delivery Worldwide

Box Office Mojo
Find Movie Box Office Data

ComiXology
Thousands of Digital Comics

DPReview
Digital Photography

East Dane
Designer Men's Fashion

Fabric
Sewing, Quilting & Knitting

Goodreads
Book reviews & recommendations

IMDb
Movies, TV & Celebrities

IMDbPro
Get Info Entertainment Professionals Need

Kindle Direct Publishing
Indie Digital & Print Publishing Made Easy

Amazon Photos
Unlimited Photo Storage Free With Prime

Prime Video Direct
Video Distribution Made Easy

Shopbop
Designer Fashion Brands

Amazon Warehouse
Great Deals on Quality Used Products

Whole Foods Market
America's Healthiest Grocery Store

Woot!
Deals and Shenanigans

Zappos
Shoes & Clothing

Ring
Smart Home Security Systems


eero WiFi
Stream 4K Video in Every Room

Blink
Smart Security for Every Home

Neighbors
App

Real-Time
Crime
& Safety Alerts

Amazon Subscription
Boxes

Top subscription boxes  right to your door

PillPack

Pharmacy Simplified

Amazon
Renewed

Like-new
products
you can trust

Amazon Second Chance

Pass it on, trade it in, give it
a second life

Conditions of Use

Privacy Notice

Interest-Based Ads

© 1996-2021, Amazon.com, Inc. or its affiliates

Hello
Select your address

Beauty & Personal Care ▾

Hello, Sign in
Account & Lists ▾Returns
& Orders

[All](#)
[Best Sellers](#)
[Prime ▾](#)
[Customer Service](#)
[New Releases](#)
[Today's Deals](#)
[Pharmacy](#)
[Books](#)
[Fashion](#)
[Registry](#)
[Get your school supplies, fast](#)

[All Beauty](#)
[Premium Beauty ▾](#)
[Makeup ▾](#)
[Skin Care ▾](#)
[Hair Care ▾](#)
[Fragrance ▾](#)
[Tools & Accessories ▾](#)
[Personal Care ▾](#)
[Oral Care ▾](#)
[Men's Grooming ▾](#)

Amazon Best Sellers

Our most popular products based on sales. Updated hourly.

◀ Any Department

◀ Beauty & Personal Care

◀ Bath & Bathing
Accessories

Bath

Bath Bombs

Bath Pearls & Flakes

Bubble Bath

Minerals & Salts

Oils

Tub Tea

Best Sellers in Bath Bombs

#1



LifeAround2Angels Bath Bombs Gift Set 12
USA made Fizzies, Shea & Coco Butter Dry...

★★★★★ 36,149

\$26.80

#2



24 Organic & Natural Bath Bombs, Handmade
Bubble Bath Bomb Gift Set, Rich in Essential...

★★★★☆ 21,475

\$24.80

#3



Frida Baby Natural Vapor Bath Bombs

★★★★☆ 2,742

\$7.97

#4



Aofmee Bath Bombs, 7 Pcs Fizzies Spa Kit
Perfect for Moisturizing Skin, Birthday...

★★★★☆ 4,296

\$12.99

#5



Bath Bombs, 7 Natural Bath Bomb Gift Set,
Handmade Bubble Bathbombs for Women...

★★★★☆ 93

\$11.99

#6



25 Pcs Organic Bath Bombs with 3 Bubble Bars
and 2 Pack Dried Flowers, Handmade Bath...

★★★★☆ 1,742

\$20.99



New Releases
in Bath Bombs



Most Wished For
in Bath Bombs



Gift Ideas
in Bath Bombs

#7



Lagunamoon Shower Steamers Aromatherapy Set of 12 for Relaxation, Shower Bomb with...
★★★★★ 183
\$14.99

#8



Unicorn Bath Bombs for Girls with Jewelry Inside Plus Jewelry Box for Kids. - All Natural...
★★★★★ 2,195
\$27.97

#9



Spooky Bubble Bath Bombs for Kids with Surprise Halloween Squishy Toys Inside by...
★★★★★ 2,425
\$29.90

#10



Unicorn Bath Bomb Gift Set with Jewelry Inside, 9 Pack Organic Bath Bomb Gift Set for...
★★★★★ 1,743
\$19.99

#11



ZenTyme Moments Shower Steamers Aromatherapy Gifts for Women Who Has...
★★★★★ 1,803
\$23.99

#12



CF Natural Daily Cars Bath Bomb Gift Set with Pull-Back Cars Inside, 6 Pack 7oz Huge Bath...
★★★★★ 330
\$16.99

#13



Cleverfy Shower Steamers Aromatherapy -
Variety Pack of 6 Shower Bombs. Red Set:...

★★★★☆ 2,553

\$18.99

#14



Marvelous Essentials Bath Bomb Gift Set for
Women | 24 Aromatherapy BathBombs...

★★★★☆ 463

\$24.80

#15



Bath Bombs Gift Set, 10 Handmade Organic
Bubble Bath Bombs, Wonderful Fizz Effect...

★★★★☆ 1,173

\$11.99

#16



Bubbly Belle Bath Bombs Gift Set 12 Extra
Large 5oz Fizzies with Pure Essential Oils,...

★★★★☆ 7,491

\$24.97

#17



Bath Bombs for Women Gifts Set Natural Bath
Set Organic Essential Oil Handmade Bath...

★★★★☆ 310

\$10.99

#18



Aofmee Bath Bombs for Kids, Handmade
Natural Bath Bombs with Surprise Inside,...

★★★★☆ 3,270

\$14.99

#19



Da Bomb Galaxy Bath, Black Amber, 1 Count

★★★★★ 3,834

\$7.50

#20



Cleverfy Aromatherapy Shower Steamers - Set of 6 Shower Bombs with Essential Oils for...

★★★★★ 3,090

\$18.99

#21



Lagunamoon Bath Bombs for Kids with Toys Inside for Boys Girls, 6 Pcs Kids Bath...

★★★★★ 239

\$13.98

#22



It's Just - Citric Acid, Food Grade, Non-GMO, Bath Bombs (8 Ounces)

★★★★★ 4,662

\$7.66

#23



Aofmee Bath Bombs Gift Set, Handmade Bubble and Floating Fizzies Spa Kit, Shea and...

★★★★★ 7,282

\$11.99

#24



Sky Organics Kids Bath Bombs Gift Set with Surprise Toys Inside (6 ct) Fun Assorted...

★★★★★ 4,475

\$24.99

#25



Shower Steamers, 30PCS Natural
Aromatherapy Shower Steamers, Vaporizing...
★★★★☆ 30
\$15.99

#26



10 Bath Bombs for Kids, Bath Bomb Gift Set,
Natural Bubble Bathbombs, Shea Butter Dry...
★★★★☆ 253
\$14.99

#27



Bath Bombs for Kids with Toys Inside - 12 Bath
Bombs Organic Bubble Bath Fizzies Toy...
★★★★☆ 60
\$23.99

#28



Bath Bombs for Kids with Toys Inside Surprise -
Bubble Bath Fizzies Vegan Essential Oil Spa...
★★★★☆ 2,252
\$25.99

#29








Da Bomb Glow Bath, Green, Honeydew
★★★★☆ 2,577
\$7.50

#30



Dino Egg Bath Bomb Gift Set with Dinosaur
Inside, 9 Pack Organic Bath Bombs with...
★★★★☆ 1,477
\$19.99

<div>#31</div> <div></div> <div>30 Pcs Bath Bomb Gift Set, Natural Organic Mini Bath Bombs, Handmade with Rich Fizz...</div> <div>★★★★☆ 2,156</div> <div>\$22.99</div>	<div>#32</div> <div></div> <div>Bath Bombs with Surprise Inside, 16 Organic Bubble Bath Bombs with 16 Small Animals,...</div> <div>★★★★☆ 1,654</div> <div>\$25.99</div>
<div>#33</div> <div></div> <div>Shower Bombs w/Organic Essential Oils - Set of 6 Aromatherapy Shower Steamers for...</div> <div>★★★★☆ 1,313</div> <div>\$14.97</div>	<div>#34</div> <div><p>This item is no longer available</p></div>
<div>#35</div> <div></div> <div>Bath Bombs for Kids with Toys Inside - Set of 12 Organic Bubble Bath Fizzies with Jungle...</div> <div>★★★★☆ 2,851</div> <div>\$29.99</div>	<div>#36</div> <div></div> <div>Da Bomb "F" Bath Bomb, Purple</div> <div>★★★★☆ 4,595</div> <div>\$5.63</div>

#37



Makady Aromatherapy Shower Steamers -
Variety Set of 12x Shower Bombs with...

★★★★☆ 4,075

\$15.99

#38



Cash Money Bath Bombs | \$2-\$2500 Inside |
Guaranteed Rare \$2 Bill | Large Mystery...

★★★★☆ 3,262

\$15.49

#39



Aromatherapy Essential Oil Shower Steamers -
Shower Bombs for Women with Eucalyptus...

★★★★☆ 462

\$17.99

#40



Bubble Bath Bomb for Kids with Surprise Toy
Inside by Two Sisters. Large 99% Natural...

★★★★☆ 4,993

\$7.99

#41



Bath Bombs for Kids with Surprise Toys Inside -
XXL Dinosaur Toys Bath Bomb Gift, Gentle...

★★★★☆ 1,435

\$19.99





#42




Aromatherapy Shower Steamers, 12 Tablets,
Quick Dissolve Vapor Steam Tablets with...

★★★★☆ 933

\$25.99


<div>#43</div> <div></div> <div>5+1 Bath Bombs Gift Set, 100% Handmade Pure Essential Oil Bath Bombs, Fizzy Spa for... ★★★★☆ 3,208 \$9.99</div>	<div>#44</div> <div></div> <div>Cash Money Bath Bombs Jumbo Size, 7.5oz \$2-\$2500 Inside Guaranteed Rare \$2 Bill ... ★★★★☆ 3,212 \$18.98</div>
<div>#45</div> <div></div> <div>Spooky Bubble Bath Bomb for Kids with Surprise Toy Inside by Two Sisters Spa. Large... ★★★★☆ 1,438 \$7.49</div>	<div>#46</div> <div></div> <div>Bath Bombs for Kids with Toys Inside for Girls Boys - Surprise Toy 12 Pcs Gift Set... ★★★★☆ 653 \$21.99</div>

#47




Bubble Bath Bombs for Kids with Surprise Toys Inside for Boys and Girls by Two Sisters. 6...
★★★★☆ 1,512
\$29.90

#48




Bath Bombs for Kids - Kids Bath Bomb with Surprise Inside - Dinosaur Toys Gift for Boys...
★★★★☆ 4,784
\$19.99

#49



Da Bomb Beauty Bath Bomb, Pink Shimmer, Lotus Flower, 7 Ounce
★★★★☆ 136
\$4.57

#50



Da Bomb Treasure Bath, Gold, Coconut, 7 Ounce
★★★★☆ 1,680
\$5.63

Back to top

Get to Know Us

Careers

Blog

About Amazon

Sustainability

Press Center

Investor Relations

Amazon Devices

Make Money with Us

Sell products on Amazon

Sell apps on Amazon

Become an Affiliate

Become a Delivery Driver

Start a package delivery business

Advertise Your Products

Self-Publish with Us

Host an Amazon Hub

› See More Ways to Make Money

Amazon Payment Products

Amazon Rewards Visa Signature Cards

Amazon.com Store Card

Amazon Secured Card

Amazon Business Card

Amazon Business Line of Credit

Shop with Points

Credit Card Marketplace

Reload Your Balance

Amazon Currency Converter

Let Us Help You

Amazon and COVID-19

Your Account

Your Orders

Shipping Rates & Policies


Amazon Prime


Returns & Replacements


Manage Your Content and Devices

Amazon Assistant

Help



 English

 United States

Amazon Music
Stream millions of songs

Amazon Advertising

Amazon Drive
Cloud storage from Amazon

6pm
Score deals on fashion brands

AbeBooks
Books, art & collectibles

ACX
Audiobook Publishing Made Easy

Alexa

Find, attract, and engage customers

Sell on Amazon

Start a Selling Account

Amazon Business

Everything For Your Business

Amazon Fresh

Groceries & More Right To Your Door

AmazonGlobal

Ship Orders Internationally

Home Services

Experienced Pros Happiness Guarantee

Amazon Ignite

Sell your original Digital Educational Resources

Amazon Web Services

Scalable Cloud Computing Services

Audible

Listen to Books & Original Audio Performances

Book Depository

Books With Free Delivery Worldwide

Box Office Mojo

Find Movie Box Office Data

ComiXology

Thousands of Digital Comics

DPReview

Digital Photography

East Dane

Designer Men's Fashion

Fabric

Sewing, Quilting & Knitting

Goodreads

Book reviews & recommendations

IMDb

Movies, TV & Celebrities

IMDbPro

Get Info Entertainment Professionals Need

Kindle Direct Publishing

Indie Digital & Print Publishing Made Easy

Amazon Photos

Unlimited Photo Storage Free With Prime

Prime Video Direct

Video Distribution Made Easy

Shopbop

Designer Fashion Brands

Amazon Warehouse

Great Deals on Quality Used Products

Whole Foods Market

America's Healthiest Grocery Store

Woot!

Deals and Shenanigans

Zappos

Shoes & Clothing

Ring

Smart Home Security Systems

eero WiFi

Stream 4K Video in Every Room

Blink

Smart Security for Every Home

Neighbors App

Real-Time Crime & Safety Alerts

Amazon Subscription Boxes

Top subscription boxes – right to your door

PillPack

Pharmacy Simplified

Amazon Renewed

Like-new products you can trust

Amazon Second Chance

Pass it on, trade it in, give it a second life

Conditions of Use

Privacy Notice


Interest-Based Ads

© 1996–2021, Amazon.com, Inc. or its affiliates

amazon Hello Select your address Grocery & Gourmet Food Hello, Sign in Account & Lists Returns & Orders

All Best Sellers Prime Customer Service New Releases Today's Deals Pharmacy Books Fashion Get your school supplies, fast

Grocery Deals Snacks Breakfast Warm Beverages Cold Beverages Cooking Staples Baby Food Candy & Chocolate Subscribe & Save



Pre-order now

SANOMAN



Customers who viewed this item also viewed

Blender Bombs Smoothie
Booster: Goji, Coconut, &
Acai★★★★★ 187
\$22¹⁹ (\$1.95/Ounce)Blender Bombs Smoothie
Booster: Aloe & Irish Sea
Moss★★★★★ 50
\$23⁹⁹ (\$2.10/Ounce)Blender Bombs Smoothie
Booster: Cannabomb★★★★★ 17
\$24⁹⁹ (\$2.50/Count)

Grocery & Gourmet Food › Beverages › Bottled Beverages, Water & Drink Mixes › Juices › Smoothies



Roll over image to zoom in

Blender Bombs Smoothie
Booster: Coffee, Almond
Butter & Cacao

Visit the Blender Bombs Store

★★★★★ 127 ratings

Price: \$22.39 (\$1.96 / Ounce) Get Fast, Free
Shipping with Amazon PrimeGet \$50 off instantly: Pay \$0.00 ~~\$22.39~~ upon
approval for the Amazon Rewards Visa Card.
No annual fee.

Flavor Almond Butter, Coffee

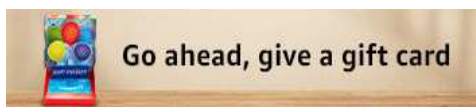
Ingredients Almonds, Organic Dates, Pecans,
Cacao Powder, Ground Flaxseeds,
Organic Hemp Seed, Walnuts,

[See more](#)**Brand** Blender Bombs**Weight** 11.4 Ounces**Diet Type** Plant Based

About this item

- Blend 'em - simply pop one Blender Bomb into your blender with your other favorite smoothie ingredients, blend and enjoy!
- Break 'em - crumble the BB over your oatmeal, yogurt, or acai bowl for some extra satisfaction!
- Bite 'em - If you're on the go, just pop the BB in your mouth and indulge in your nutritious snack.

New (2) from \$13.48



One-time purchase:
\$22.39

Get Fast, Free Shipping
with Amazon PrimeFREE delivery: Thursday,
Sep 16 on orders over
\$25.00 shipped by Amazon.
[Details](#)Fastest delivery:
Wednesday, Sep 15
Order within 4 hrs and 5
mins [Details](#)

Select delivery location

In Stock.

Qty: 1

Add to Cart

Buy Now

Secure transaction

Sold by Blender Bombs:
Smoothie Booster & Snack
and Fulfilled by Amazon.Return policy: [Refund or
replacement available](#)Enjoy fast, FREE
delivery, exclusive
deals and award-
winning movies & TV
shows with Prime
[Try Prime](#) and start
saving today with Fast,
FREE Delivery☐ Add a gift receipt for
easy returns

Frequently bought together



Total price: **\$61.83**
Add all three to Cart

These items are shipped from and sold by different sellers. [Show details](#)

- ✓ **This item:** Blender Bombs Smoothie Booster: Coffee, Almond Butter & Cacao **\$22.39** (\$1.96/Ounce)
- ✓ Blender Bombs Smoothie Booster: Goji, Coconut, & Acai **\$22.19** (\$1.95/Ounce)
- ✓ Blender Bombs Smoothie Booster: Cacao & Peanut Butter **\$17.25** (\$1.51/Ounce)

☐ **Subscribe & Save:**
\$22.39 (\$1.96 / Ounce)
First delivery on Sep 16
Ships from: Amazon
Sold by: Blender Bombs:
Smoothie Booster & Snack

Add to List

New (2) from **\$13.48**

Share

Products related to this item

Sponsored



Vital Proteins Collagen Peptides Powder - Pasture Raised, Grass Fed, unflavored 20 oz
★★★★☆ 123,585
\$39.99 ✓prime



GoMacro MacroBar Organic Vegan Protein Bars - Sunflower Butter + Chocolate (2.3 Oun...
★★★★☆ 4,566
\$34.86 ✓prime



Vital Proteins Collagen Peptides Powder Supplement (Type I, III) Travel Packs, Hydr...
★★★★☆ 3,576
\$32.74 ✓prime



Orgain Orga Superfoods Creamy Cho - Vegan, Pla
★★★★☆
\$19.98 ✓p

Have a question?

Find answers in product info, Q&As, reviews

Type your question or keyword

Package Dimensions : 8.25 x 4.6 x 2.2 inches; 11.4 Ounces
UPC : 856990008010
Manufacturer : Golden Grains
ASIN : B07FK4F9X9

Product description

Blender Bombs

Blender Bombs are *plant-based* "bombs" designed to turn your smoothie, oatmeal, or parfait into a filling, delicious meal replacement. Incorporate a Blender Bomb smoothie into your daily routine 5-ish days a week to enjoy *numerous* health benefits, like these:

★ NO MORE SWEET TOOTH

One BB smoothie a day, whether it's fruity or chocolatey, can quickly satisfy your sweet tooth and kick your late-night sugar cravings to the curb.

★WEIGHT LOSS

BB smoothies help with appetite control. Many people experience weight loss when BB smoothies are combined with a mostly plant-based lifestyle!

★ STAY FULL FOR LONGER

BB smoothies have the perfect ratio of fiber, fat, + protein to keep you satisfied. Add 1/3 cup of Granola So Bomb on top to stay full for even longer.

★MORE ENERGY

With every essential amino acid + fatty acid, BBs help blood sugar levels from spiking. This can prevent that dreaded afternoon slump!

Product information

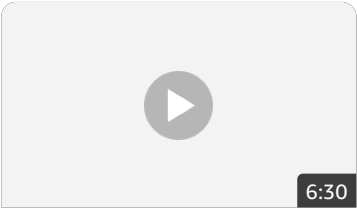
Weight	11.4 Ounces
--------	-------------

Feedback

Would you like to [tell us about a lower price?](#) ▾

Videos

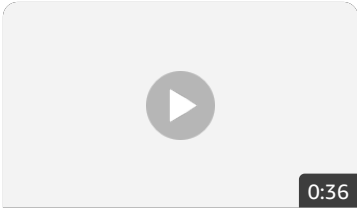
Videos for related products



Lactation smoothies that work

Sweetie Pie Organics

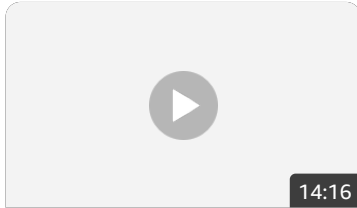
6:30



Let's Make a Drink: Tropical Paradise Smoothie

Blender boyz


0:36



Lactation Smoothies and Bars , bring the milk on!

Sweetie Pie Organics

14:16



Maui Sm

Lyons Ma

[Upload your video](#)

Important information

Ingredients

Almonds, Organic Dates, Pecans, Cacao Powder, Ground Flaxseeds, Organic Hemp Seed, Walnuts, Organic Chia Seeds, Raw Honey, Coffee Water, Organic Bee Pollen, Sea Salt, Cinnamon, Pure Vanilla Extract

Legal Disclaimer

Statements regarding dietary supplements have not been evaluated by the FDA and are not intended to diagnose, treat, cure, or prevent any disease or health condition.

Products related to this item

Sponsored ⓘ



Raw Generation® 7-Day Lower Sugar Juice Cleanse - 65% Less Sugar Than Other...
★★★★★ 331
\$237.99



Vital Proteins Collagen Peptides Powder - Pasture Raised, Grass Fed, unflavored 20 oz
★★★★★ 123,585
\$39.99 ✓prime



Vital Proteins Collagen Peptides Powder Supplement (Type I, III) Travel Packs, Hydr...
★★★★★ 3,576
\$32.74 ✓prime



Orgain Organic Protein + Superfoods Powder, Creamy Chocolate Fudge - Vegan, Plant B...
★★★★★ 27,483
\$19.98 ✓prime



Zellee Organic Plant-Based Sports Gel (Hawaiian Tropical Twist, 12 pk) | Ionic Trac...
★★★★★ 37
\$29.79 ✓prime

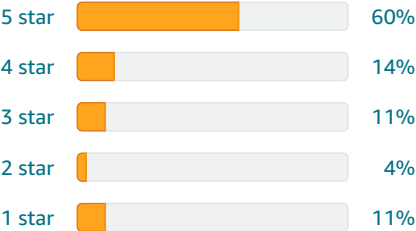
Customer Questions & Answers

[See questions and answers](#)

Customer reviews

★★★★☆ 4.1 out of 5

127 global ratings



How are ratings calculated?

Reviews with images



Delivered October



See all customer images

Top reviews

Top reviews from the United States


Nicole Francis

★★★★☆ Expired before delivery

Reviewed in the United States on October 10, 2020

Verified Purchase

Product arrived expired and is super hard. I tried to use anyway because sometimes an expiration date is only a suggestion but it barely broke up into my smoothie and smoothie had super hard chunks. Very dissatisfied and waste of money.



9 people found this helpful

Helpful | Report abuse


Amazon Customer

★★★★☆ Don't buy! Sold expired product!!! 😞


Reviewed in the United States on December 29, 2020

Verified Purchase

Do not buy this product!!!!
See photos
Product was purchased in December 2020 but product expired in frigging September!!!! 😞😞😞




8 people found this helpful

[Helpful](#)[Report abuse](#) shaina★★★★★ **Expired product**

Reviewed in the United States on October 3, 2020

Verified Purchase

This got delivered today and was expired



9 people found this helpful

[Helpful](#)[Report abuse](#) HNC★★★★★ **OK**

Reviewed in the United States on May 25, 2021

Verified Purchase

I love the product...which came in a sealed bag, within the Blender Bomb box. The bag was fine, I just didn't like that the bottom of the company box was not closed all the way for a part of a flap was missing.

[Helpful](#)[Report abuse](#) Teresa O★★★★★ **very disappointing**

Reviewed in the United States on May 20, 2021

Verified Purchase

blend of ingredients sounded so good and yummy but just ended up tasting heavy and dirty. Crumbled in muesli, yoghurt and fruit for a treat, which it wasn't. Had only one month left on it when it arrived and didn't finish in that amount of time and had to throw out balance.


One person found this helpful

[Helpful](#)[Report abuse](#) Mapache★★★★★ **How they look when you open the package and how I love them**

Reviewed in the United States on August 21, 2021

Verified Purchase

I blend one bomb with honey, one tbspcocoa, 10 oz almond milk, a 1/4 pack of vanilla protein shake and a cup of ice!!!! Love it, the best, however little expensive for me

[Helpful](#)[Report abuse](#) Catalina Ulloa★★★★★ **Fantastic!!**

Reviewed in the United States on June 26, 2021

Verified Purchase

Love!!! Amazing addition to my smoothies! Keeps me full longer and so delicious.

Helpful

Report abuse

 Claudia
★★★★★ **Delicious!**

Reviewed in the United States on April 17, 2021

Verified Purchase

Delicious! Has a perfect coffee flavor, not too strong. Very happy.

One person found this helpful

Helpful

Report abuse

[See all reviews](#)**What other items do customers buy after viewing this item?**

Blender Bombs
Smoothie Booster: Goji,
Coconut, & Acai

★★★★★ 187

\$22.19

Get it as soon as **Thursday, Sep 16**

FREE Shipping on orders over \$25 shipped by Amazon



Blender Bombs
Smoothie Booster: Cacao
& Peanut Butter

★★★★★ 214

\$17.25

& Free Shipping



Blender Bombs
Smoothie Booster: Aloe
& Irish Sea Moss

★★★★★ 50

\$23.99

Get it as soon as **Thursday, Sep 16**

FREE Shipping on orders over \$25 shipped by Amazon



Blender Bombs
Smoothie Booster:
Sunflower Seed &
Coconut

★★★★★ 46

\$24.99

Get it as soon as **Thursday, Sep 16**

FREE Shipping on orders over \$25 shipped by Amazon



Blender Bombs Bomb
Drizzle: Cacao Sea Salt,
Date Based Syrup, 100%
Plant-based

★★★★★ 23

\$15.99

FREE Shipping on orders over \$25 shipped by Amazon
In stock soon.


Disclaimer: While we work to ensure that product information is correct, on occasion manufacturers may alter their ingredient lists. Actual product packaging and materials may contain more and/or different information than that shown on our Web site. We recommend that you do not solely rely on the information presented and that you always read labels, warnings, and directions before using or consuming a product. For additional information about a product, please contact the manufacturer. Content on this site is for reference purposes and is not intended to substitute for advice given by a physician, pharmacist, or other licensed health-care professional. You should not use this information as self-diagnosis or for treating a health problem or disease. Contact your health-care provider immediately if you suspect that you have a medical problem. Information and statements regarding dietary supplements have not been evaluated by the Food and Drug Administration and are not intended to diagnose, treat, cure, or prevent any disease or health condition. Amazon.com assumes no liability for inaccuracies or misstatements about products.


Product details**Package Dimensions** : 8.25 x 4.6 x 2.2 inches; 11.4 Ounces**UPC** : 856990008010**Manufacturer** : Golden Grains**ASIN** : B07FK4F9X9**Best Sellers Rank**: #13,739 in Grocery & Gourmet Food ([See Top 100 in Grocery & Gourmet Food](#))#14 in [Juice Smoothie Drinks](#)**Customer Reviews:**


★★★★★ 127 ratings

[Back to top](#)

Get to Know Us Careers Blog About Amazon Sustainability Press Center Investor Relations Amazon Devices	Make Money with Us Sell products on Amazon Sell apps on Amazon Become an Affiliate Become a Delivery Driver Start a package delivery business Advertise Your Products Self-Publish with Us Host an Amazon Hub › See More Ways to Make Money	Amazon Payment Products Amazon Rewards Visa Signature Cards Amazon.com Store Card Amazon Secured Card Amazon Business Card Amazon Business Line of Credit Shop with Points Credit Card Marketplace Reload Your Balance Amazon Currency Converter	Let Us Help You Amazon and COVID-19 Your Account Your Orders Shipping Rates & Policies Amazon Prime Returns & Replacements Manage Your Content and Devices Amazon Assistant Help
--	---	--	---



 English

 United States

Amazon Music Stream millions of songs	Amazon Advertising Find, attract, and engage customers	Amazon Drive Cloud storage from Amazon	6pm Score deals on fashion brands	AbeBooks Books, art & collectibles	ACX Audiobook Publishing Made Easy	Alexa Actionable Analytics for the Web
Sell on Amazon Start a Selling Account	Amazon Business Everything For Your Business	Amazon Fresh Groceries & More Right To Your Door	AmazonGlobal Ship Orders Internationally	Home Services Experienced Pros Happiness Guarantee	Amazon Ignite Sell your original Digital Educational Resources	Amazon Web Services Scalable Cloud Computing Services
Audible Listen to Books & Original Audio Performances	Book Depository Books With Free Delivery Worldwide	Box Office Mojo Find Movie Box Office Data	ComiXology Thousands of Digital Comics	DPRview Digital Photography	East Dane Designer Men's Fashion	Fabric Sewing, Quilting & Knitting
Goodreads Book reviews & recommendations	IMDb Movies, TV & Celebrities	IMDbPro Get Info Entertainment Professionals Need	Kindle Direct Publishing Indie Digital & Print Publishing Made Easy	Amazon Photos Unlimited Photo Storage Free With Prime	Prime Video Direct Video Distribution Made Easy	Shopbop Designer Fashion Brands
Amazon Warehouse Great Deals on Quality Used Products	Whole Foods Market America's Healthiest Grocery Store	Woot! Deals and Shenanigans	Zappos Shoes & Clothing	Ring Smart Home Security Systems	eero WiFi Stream 4K Video in Every Room	Blink Smart Security for Every Home
	Neighbors App Real-Time Crime & Safety Alerts	Amazon Subscription Boxes Top subscription boxes – right to your door	PillPack Pharmacy Simplified	Amazon Renewed Like-new products you can trust	Amazon Second Chance Pass it on, trade it in, give it a second life	

[Conditions of Use](#)
[Privacy Notice](#)
[Interest-Based Ads](#)
 © 1996–2021, Amazon.com, Inc. or its affiliates

amazon

Hello
Select your address

Grocery & Gourmet Food

Hello, Sign in
Account & Lists

Returns
& Orders

AllBest SellersPrimeCustomer ServiceNew ReleasesToday's DealsPharmacyBooksFashionRegistryGet your school supplies, fast

GroceryDealsSnacksBreakfastWarm BeveragesCold BeveragesCooking StaplesBaby FoodCandy & ChocolateSubscribe & SaveInternational Foods

4,246

Customers who viewed this item also viewed

Sponsored

Pasokin | Cinnamon Oat Peanut Butter Snack, All Natural PB Bites | Kosher, Gluten Free, Vegan Protein |

★★★★☆ 84

\$11⁹⁹(\$0.60/Count)

nudge.® Variety Pack Coffee Bar™, No Added Sugar, Coffee Snack, 2.1oz bar, 12 Count

★★★★☆ 9

\$34⁰⁰(\$2.83/Count)

nudge.® Colombian Coffee Butter™, NO Added Sugar, Spreadable Coffee Snack, 7 oz jar, 3 Count

★★★★☆ 13

\$21⁰⁰(\$7.00/Count)

Grocery & Gourmet Food > Candy & Chocolate > Candy & Chocolate Bars

nudge.® Colombian Coffee Bombs™, Low Sugar Coffee Snack, 2.5oz Tin, 6 Count

Visit the Coffee Thins Store

★★★★☆ 51 ratings | 4 answered questions

Price: \$29.00 (\$4.83 / Count)

Get \$50 off instantly: Pay \$0.00 ~~\$29.00~~ upon approval for the Amazon Rewards Visa Card. No annual fee.

Flavor Name: Colombian

Brazilian Caramel Macchiato

Caramel Macchiato & Vanilla Latte Colombian

Vanilla Variety Pack

Size: 2.5 Ounce (Pack of 6)

2.5 Ounce (Pack of 6) 2.5 Ounce (Pack of 12)

9 Piece Set

Flavor Colombian

Weight 2.5 Ounces

Brand Coffee Thins

\$29.00

FREE delivery: Sep 15 - 20

Fastest delivery: Wednesday, Sep 15

Select delivery location

In Stock.

Qty: 1

Add to Cart

Buy Now

Secure transaction

Ships from and sold by Whole Coffee Co..

Return policy: Eligible for Return, Refund or Replacement

Add to List

Share

Roll over image to zoom in

About this item

- A DELICIOUS & HEALTHY SNACK: Coffee gems with a creamy coffee center. nudge. coffee bombs have 50-60% less sugar than the leading shelled candy snacks and contain natural antioxidants and fiber from the coffee bean. They have no artificial ingredients or added gluten or soy.
- COFFEE ANYTIME, ANYWHERE: 1 tin 6 cups of coffee
- POWER THROUGH YOUR DAY: nudge. provides the best form of energy - all-natural caffeine from the coffee bean.
- SUSTAINABLE SNACK: nudge. products use 100% of the coffee bean, which means no wasted coffee grounds in landfills, a leading greenhouse contributor. Every time you enjoy a nudge. snack for your coffee boost, you reduce the impact of non-recyclable disposable coffee cups.
- HOW WE DO IT: We select high quality Arabica coffee beans from the REGION: Medellin, Colombia which are roasted and ground to perfection. We then add cocoa butter and simple ingredients to create Whole Coffee Matter which allows us to make delightful coffee snacks.

COFFEE NOTES: Mellow in acidity, smooth and sweet, with floral and citric notes ROAST PROFILE: Mild to Bold.

292

Sponsored

Consider a similar item



Lily's Chocolate Variety 6 Pack | Stevia Sweetened, No Added Sugar, Low- Carb, Keto Friendly | 6 Flavors, 1 Bar each | Sampler, Gift Set
\$29.99 ✓prime
★★★★☆ (3523)
🌱 Climate Pledge Friendly

42

Sponsored ⓘ

Frequently bought together



Total price: \$52.98
Add all three to Cart

ⓘ These items are shipped from and sold by different sellers. [Show details](#)

- ✓ **This item:** nudge.® Colombian Coffee Bombs™, Low Sugar Coffee Snack, 2.5oz Tin, 6 Count **\$29.00** (\$4.83/Count)
- ✓ Pasokin | Cinnamon Oat Peanut Butter Snack, All Natural PB Bites | Kosher, Gluten Free, Vegan Protein | Pacoca Mad... **\$11.99** (\$0.60/Count)
- ✓ PASOKIN | Cocoa Crunch Natural Peanut Butter Bites | Kosher, Gluten Free, Vegan, Protein Snack | Crunchy and Crea... **\$11.99** (\$1.20/Ounce)

4 stars and above

Sponsored ⓘ



Maud's 12 Flavor Bulk Coffee Variety Pack (Variety Family Pack), 136ct. Solar Energ...
★★★★☆ 27,653
\$49.90 ✓prime



SKIPPY Squeeze Natural Creamy Peanut Butter, 6 Ounce (Pack of 6)
★★★★☆ 593
\$14.82 ✓prime



Berg Oat N' Energy Bites, Sunflower Butter & White Chocolate, 1.5oz, Pack of 8
★★★★☆ 82
\$19.99



Lily's Chocolate Variety 6 Pack | Stevia Sweetened, No Added Sugar, Low- Carb, Keto...
★★★★☆ 3,523
\$29.99 ✓prime



N!CK'S Keto Snack Bar, Chocolate Peanut Keto Snack, 3g Net Carbs, 15g Protein, No A...
★★★★☆ 484
\$35.95



Healthy Creamy Chewy Candy – Free, Low Sugar Calorie, All Nati...
★★★★☆ 59
\$13.49 ✓prim

Have a question?

Find answers in product info, Q&As, reviews

🔍 Type your question or keyword

Item Weight : 2.5 Ounces
ASIN : B093RXX4QG

Product description

Flavor Name:Colombian ⓘ 2.5 Ounce (Pack of 6)

nudge. coffee snacks are made from 100% arabica coffee, cocoa butter and simple ingredients and deliver delicious, irresistible, and full of energy treats that are everything we ever dreamed the bean could be. nudge. coffee bombs are gems with a creamy coffee center that have no artificial ingredients and have 50% less sugar than leading chocolate

gems. Coffee was never meant to stay in a cup—it was destined to be a delicious snack too! The nudge. brand has packed the beloved taste of coffee and its natural caffeine buzz into superhero coffee snacks.

Product information

Flavor Name:Colombian | Size:2.5 Ounce (Pack of 6)

Specialty	Kosher
Weight	2.5 Ounces

Feedback

Would you like to [tell us about a lower price?](#)

Videos

Help others learn more about this product by uploading a video!

Upload video


Important information

Legal Disclaimer

Statements regarding dietary supplements have not been evaluated by the FDA and are not intended to diagnose, treat, cure, or prevent any disease or health condition.

Products related to this item


Sponsored



nudge.® Ethiopian Coffee Bar™, No Added Sugar, Coffee Snack, 2.1oz bar, 12 Count

★★★★☆ 25


\$35.00



nudge.® Variety Pack Coffee Butter™, No Added Sugar, Spreadable Coffee Snack, 7 oz ...

★★★★☆ 13


\$21.00



nudge.® Brazilian Coffee Bar™, No Added Sugar, Coffee Snack, 2.1oz bar, 6 Count

★★★★☆ 9


\$19.00



Berg Oat N' Energy Bites, Sunflower Butter & White Chocolate, 1.5oz, Pack of 8

★★★★☆ 82


\$19.99



OUAI Chill Pills. Escape to Your Own Relaxing Spa with Jasmine and Rose Scented Bat...

★★★★☆ 214

\$30.00 prime



SKIPPY Squeezable Creamy Peanut Ounce (Pack of 59)

★★★★★ 59

\$14.82 prime

Sponsored

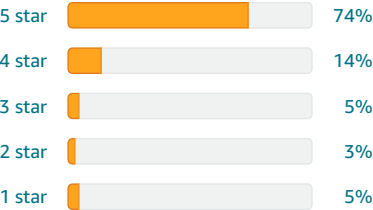
Customer Questions & Answers

[See questions and answers](#)

Customer reviews

★★★★☆ 4.5 out of 5

51 global ratings



How are ratings calculated?

449

Shop now

Sponsored ⓘ

Reviews with images



See all customer images

Top reviews ▼

Top reviews from the United States

- Kindle Customer

★★★★★ **Fantastic!!**

Reviewed in the United States on June 18, 2021

Flavor Name: Variety Pack | Size: 2.5 Ounce (Pack of 6) | **Verified Purchase**

Not only is the company responsive and fabulous, their product is out of this world! My husband thinks the Brazilian nudges are just yummiier M&Ms. I don't know where these have been all my life, but they're going on a subscription!

2 people found this helpful

Helpful | Report abuse
- Kristen

★★★★★ **Great Taste satisfied my sweet tooth!!**

Reviewed in the United States on July 14, 2021

Flavor Name: Variety Pack | Size: 2.5 Ounce (Pack of 6) | **Verified Purchase**

These Coffee Bombs are the best things I have ever eaten. Not only do they allow me to get my coffee fix but they satisfy my sweet tooth during the day. It's the healthy M&M. Couldn't recommend them any more highly.

2 people found this helpful

Helpful | Report abuse
- kylie

★★★★★ **Love This Product!**

Reviewed in the United States on July 13, 2021

Flavor Name: Colombian | Size: 2.5 Ounce (Pack of 12) | **Verified Purchase**

If you love coffee you will love these Coffee Bombs! They taste great and are really good quality.

2 people found this helpful

Helpful | Report abuse
- Sally Thompson

★★★★☆

Don't order them in the summertime.

Reviewed in the United States on July 6, 2021

Flavor Name: Colombian | Size: 2.5 Ounce (Pack of 6) |

Verified Purchase

They are delicious for sure. Only problem was...they were melted & all stuck in clumps! Was disappointed 😞. The company even wrap them in a freezer bag. But is was like 90 degrees out. Will I order them again, probably not because of the melting.

One person found this helpful

Helpful

Report abuse

Denise

★★★★★

These bombs are the bomb

Reviewed in the United States on July 30, 2021

Flavor Name: Colombian | Size: 2.5 Ounce (Pack of 6) |

Verified Purchase

I love these! They are great for a little boost throughout the day and the cute little tin is easy to carry. Also they taste good!

Helpful

Report abuse

iamtjc

★★★★★

Taste good

Reviewed in the United States on August 1, 2021

Flavor Name: Colombian | Size: 2.5 Ounce (Pack of 6) |

Verified Purchase

Works well

Helpful

Report abuse

David Lucas

★★★★★

Very good

Reviewed in the United States on July 3, 2021

Flavor Name: Variety Pack | Size: 2.5 Ounce (Pack of 6) |

Verified Purchase

I love coffee and this is a great product

Helpful

Report abuse

Karen R

★★★★★

Coffee flavored adult candies

Reviewed in the United States on August 29, 2021

Flavor Name: Variety Pack | Size: 2.5 Ounce (Pack of 6) |

Verified Purchase

These little nudge coffee candies are just the right sweetness so they leave you wanting more. While flavorful, they could have a more distinct coffee note. Personally I love them!

Helpful

Report abuse

[See all reviews >](#)

What other items do customers buy after viewing this item?



nudge.® Variety Pack Coffee Bar™, No Added Sugar, Coffee Snack, 2.1oz bar, 12 Count
★★★★★ 9
\$34.00
& Free Shipping



nudge.® Variety Pack Coffee Butter™, No Added Sugar, Spreadable Coffee Snack, 7 oz Jar, 3 Count
★★★★★ 13
\$21.00
& Free Shipping



The Coffee Candy Store Brazilian Coffee Candy, Family Pack, 500g, 138 Count
★★★★★ 300
\$11.90
Get it as soon as **Thursday, Sep 16**
FREE Shipping on orders over \$25 shipped by Amazon



Kopiko Coffee Candy In Jar 800g/28.2oz (Original Version)
★★★★★ 3,173
\$19.25
& Free Shipping



Bali's Best Candy Jar, Coffee, 1 Pound
★★★★★ 1,089
\$14.00
Get it as soon as **Thursday, Sep 16**
FREE Shipping on orders over \$25 shipped by Amazon
Only 3 left in stock - order...

715

Shop now

Sponsored ⓘ

Disclaimer: While we work to ensure that product information is correct, on occasion manufacturers may alter their ingredient lists. Actual product packaging and materials may contain more and/or different information than that shown on our Web site. We recommend that you do not solely rely on the information presented and that you always read labels, warnings, and directions before using or consuming a product. For additional information about a product, please contact the manufacturer. Content on this site is for reference purposes and is not intended to substitute for advice given by a physician, pharmacist, or other licensed health-care professional. You should not use this information as self-diagnosis or for treating a health problem or disease. Contact your health-care provider immediately if you suspect that you have a medical problem. Information and statements regarding dietary supplements have not been evaluated by the Food and Drug Administration and are not intended to diagnose, treat, cure, or prevent any disease or health condition. Amazon.com assumes no liability for inaccuracies or misstatements about products.

Product details

Flavor Name: **Colombian** ⓘ 2.5 Ounce (Pack of 6)

Item Weight : 2.5 Ounces

ASIN : B093RXX4QG

Best Sellers Rank: #32,371 in Grocery & Gourmet Food (See Top 100 in Grocery & Gourmet Food)
#504 in Candy & Chocolate Bars

Customer Reviews:

★★★★★ 51 ratings

[Back to top](#)

Get to Know Us

Careers
Blog
About Amazon
Sustainability
Press Center
Investor Relations
Amazon Devices

Make Money with Us

Sell products on Amazon
Sell apps on Amazon
Become an Affiliate
Become a Delivery Driver
Start a package delivery business
Advertise Your Products
Self-Publish with Us
Host an Amazon Hub
› See More Ways to Make Money

Amazon Payment Products

Amazon Rewards Visa Signature Cards
Amazon.com Store Card
Amazon Secured Card
Amazon Business Card
Amazon Business Line of Credit
Shop with Points
Credit Card Marketplace
Reload Your Balance
Amazon Currency Converter

Let Us Help You

Amazon and COVID-19
Your Account
Your Orders
Shipping Rates & Policies
Amazon Prime
Returns & Replacements
Manage Your Content and Devices
Amazon Assistant
Help



English

United States

Amazon Music Stream millions of songs	Amazon Advertising Find, attract, and engage customers	Amazon Drive Cloud storage from Amazon	6pm Score deals on fashion brands	AbeBooks Books, art & collectibles	ACX Audiobook Publishing Made Easy	Alexa Actionable Analytics for the Web
Sell on Amazon Start a Selling Account	Amazon Business Everything For Your Business	Amazon Fresh Groceries & More Right To Your Door	AmazonGlobal Ship Orders Internationally	Home Services Experienced Pros Happiness Guarantee	Amazon Ignite Sell your original Digital Educational Resources	Amazon Web Services Scalable Cloud Computing Services
Audible Listen to Books & Original Audio Performances	Book Depository Books With Free Delivery Worldwide	Box Office Mojo Find Movie Box Office Data	ComiXology Thousands of Digital Comics	DPReview Digital Photography	East Dane Designer Men's Fashion	Fabric Sewing, Quilting & Knitting
Goodreads Book reviews & recommendations	IMDb Movies, TV & Celebrities	IMDbPro Get Info Entertainment Professionals Need	Kindle Direct Publishing Indie Digital & Print Publishing Made Easy	Amazon Photos Unlimited Photo Storage Free With Prime	Prime Video Direct Video Distribution Made Easy	Shopbop Designer Fashion Brands
Amazon Warehouse Great Deals on Quality Used Products	Whole Foods Market America's Healthiest Grocery Store	Woot! Deals and Shenanigans	Zappos Shoes & Clothing	Ring Smart Home Security Systems	eero WiFi Stream 4K Video in Every Room	Blink Smart Security for Every Home
	Neighbors App Real-Time Crime & Safety Alerts	Amazon Subscription Boxes Top subscription boxes – right to your door	PillPack Pharmacy Simplified	Amazon Renewed Like-new products you can trust	Amazon Second Chance Pass it on, trade it in, give it a second life	

Conditions of Use Privacy Notice Interest-Based Ads © 1996-2021, Amazon.com, Inc. or its affiliates

amazon

Hello
Select your address

Grocery & Gourmet Food

Hello, Sign in
Account & Lists

Returns
& Orders

All

Best Sellers

Prime

Customer Service

New Releases

Today's Deals

Pharmacy

Books

Fashion

Registry

Get your school supplies, fast

Grocery

Deals

Snacks

Breakfast

Warm Beverages

Cold Beverages

Cooking Staples

Baby Food

Candy & Chocolate

Subscribe & Save

International Foods

audible

Pre-order now

SANOMAN

DC

Customers who viewed this item also viewed



Smoothie-N-Go Blender-Free Smoothie Mix Powder, 12 Single-Serve Packets, All-Natural Drink Mix, Smooth Rich

★★★★☆ 24

\$35⁹⁹(\$3.00/Count)



Rollin' n Bowlin' Frozen Fruits and Veggies Smoothie Mix Variety Pack - Healthy Snack - Fan Favorites Flavors Variety

★★★★☆ 23

\$167⁹⁹(\$167.99/Count)



Amazing Grass Greens Blend Variety Pack (10 Single Serve packets): Greens Blend Powder with Spirulina, Chlorella, Beet

★★★★☆ 997

\$12⁹⁹(\$12.99/Count)

Grocery & Gourmet Food › Beverages › Bottled Beverages, Water & Drink Mixes › Juices › Smoothies



Roll over image to zoom in

The Original Smoothie Bombs, Smoothie Mix Boosters with Over 10 Certified Organic Superfoods, Gluten-Free and Vegan-Friendly, 5 Bombs Per Tube (The Motivator - Raw Cacao)

Brand: Smoothie Bombs

★★★★☆ 319 ratings | 9 answered questions

Price: **\$12.00** (\$0.69 / Ounce) Get Fast, Free Shipping with Amazon Prime

Get \$50 off instantly: Pay \$0.00 ~~\$12.00~~ upon approval for the Amazon Rewards Visa Card. No annual fee.

Flavor Name: The Motivator - Raw Cacao

- The Healer - Vanilla Hemp

\$12.99 (\$12.99 / Count)
- The Kickstarter - Iced Coffee

\$14.99 (\$4.26 / Ounce)
- The Lover - Super Berries

\$14.99 (\$4.28 / Ounce)
- The Motivator - Raw Cacao**

\$12.00 (\$0.69 / Ounce)
- The Transformer - Super Greens

\$14.99 (\$4.26 / Ounce)
- The Warrior - Peanut Butter

\$12.00 (\$0.68 / Ounce)

Brand Smoothie Bombs

Package 0.14 Kilograms

Weight

Flavor The Motivator - Raw Cacao

☒ **One-time purchase:**

\$12.00

Get Fast, Free Shipping with Amazon Prime

FREE delivery: **Thursday, Sep 16** on orders over \$25.00 shipped by Amazon. [Details](#)

Fastest delivery: **Tuesday, Sep 14** Order within 4 hrs and 2 mins [Details](#)

Select delivery location

In Stock.

Qty: 1

Add to Cart

Buy Now

Secure transaction

Sold by Yoyo Effect and Fulfilled by Amazon.

Return policy: Refund or replacement available



Enjoy fast, FREE delivery, exclusive deals and award-winning movies & TV shows with Prime

Try Prime and start saving today with Fast, FREE Delivery

☐ Add a gift receipt for easy returns

☐ **Subscribe & Save:**

\$12.00 (\$0.69 / Ounce)

First delivery on Sep 16

Ships from: Amazon

Sold by: Yoyo Effect

Add to List

About this item

- **HEALTHY EATING MADE EASY:** Get a fix of nutritious goodness in a jiffy! Just crumble up a Smoothie Bomb, add to your fruit-and-milk mixture, blend, and enjoy.
- **CERTIFIED ORGANIC INGREDIENTS:** Unlike most smoothie mix packets that have preservatives and added sugar, our blender bombs are certified organic, gluten-free, vegan-friendly, and have zero artificial additives.
- **PACKED WITH WHOLESOMENESS:** With over 10 whole ingredients including nutrient-dense superfoods, our smoothie boosters make for nutritious breakfasts, wholesome meal replacements, and fun healthy snacks for kids.
- **DELICIOUSNESS YOU'LL RELISH:** Make your smoothies a lip-smacking affair! Pick your fav flavor and find 5 (20g) Smoothie Bombs in every tube for 5 delish servings.
- **AWARD-WINNING QUALITY:** Made with lots of love in Australia, our smoothie balls have won multiple awards for their innovation and quality. Click 'Add to Cart' now and experience the goodness with the confidence of a no-hassle, money-back guarantee!

New (4) from \$12.00 FREE Shipping on orders over \$25.00 shipped by Amazon.

Consider a similar item



Lakewood Organic Fresh Pressed Pure Carrot -- (1 X 32 FL OZ)
\$13.00
★★★★☆ (632)
Climate Pledge Friendly

New (4) from
\$12.00 FREE Shipping on orders over \$25.00 shipped by Amazon.

Share    

Other Sellers on Amazon

\$12.05 (\$0.69 / Ounce) Add to Cart

FREE Shipping on orders over \$25.00 shipped by Amazon.

Sold by: Lightning Distributors

\$13.99 (\$0.80 / Ounce) Add to Cart

FREE Shipping on orders over \$25.00 shipped by Amazon.

Sold by: tycar

\$14.99 (\$0.86 / Ounce) Add to Cart

FREE Shipping on orders over \$25.00 shipped by Amazon.

Sold by: Nutrition Darling

292

Sponsored ⓘ

Sponsored ⓘ

Frequently bought together

 +  + 

Total price: \$41.98
Add all three to Cart

ⓘ

 These items are shipped from and sold by different sellers. [Show details](#)

- ✓ **This item:** The Original Smoothie Bombs, Smoothie Mix Boosters with Over 10 Certified Organic Superfoods, Glute... \$12.00 (\$0.69/Ounce)
- ✓ **NOKA Superfood Smoothie Pouches (Variety) 6 Pack, 100% Organic Healthy Fruit And Veggie Squeeze Snack Packs,...** \$14.99 (\$0.59/Ounce)
- ✓ **Fruit Smoothie Mix Packets (Chocolate Berry Banana) - Everipe Smoothie Kit 3 Pack | 100% Fruit | Strawberry Banan...** \$14.99 (\$5.00/Count)

Products related to this item

Sponsored ⓘ



Nubeleaf Beet Powder - Non-GMO, Gluten-Free, Raw, Organic, Vegan Source of Essential...
★★★★★ 5
\$24.95



Nubeleaf Coconut Milk Powder - Non-GMO, Gluten-Free, Nutrient Rich Superfood for Co...
★★★★☆ 4
\$26.96



Pirq, Vegan Protein Shake, Turmeric Curcumin, Maca, Plant-Based Protein Drink,...
★★★★★ 886
\$27.99 ✓prime



OMG! Superfoods Organic Beet Powder - 100% Pure, USDA Certified Organic- Rich...
★★★★★ 95
\$10.99 ✓prime



Your Super Skinny Protein Superfood Powder - Post Workout Recovery, Plant Based...
★★★★★ 588
\$39.90 ✓prime



Chocolate Super Organic Blend: Spirulina, Alfalfa Spinach, Acai, P...
★★★★★ 13
\$29.95 ✓prim

Have a question?

Find answers in product info, Q&As, reviews

Type your question or keyword

Package Dimensions : 6.9 x 1.6 x 1.2 inches; 4.8 Ounces
Manufacturer : Nutrition Darling Pty Ltd
ASIN : B084ZR525P

Product description

Flavor Name:**The Motivator - Raw Cacao**

LOOKING AFTER YOURSELF NEVER TASTED SO GOOD

A World of Convenience

No more skipping breakfast – not when it's this ridiculously easy to whip up! Made with nutrient-dense superfoods, Smoothie Bombs give you the power to make super-nutritious smoothies in a fraction of the time. Simply crumble one up, add your favorite fruit, top up the mixture with your choice of liquid, blend, and indulge! So, whether you're a busy professional who never has the time to make breakfast, a parent on the hunt for healthy kids' snacks, a lover of fitness, or just a fan of delicious goodness, Smoothie Bombs will blow you away.

Great for You

Don't let the small size fool you; each Smoothie Bomb packs a potent nutritional punch! Our smoothie boosters are crafted around superfoods and made with real, certified organic whole ingredients you can pronounce. No preservatives. No added sugar. No artificial flavors. Just a fix of wholesomeness your body will love. Looking to load up on antioxidants or lose weight? Get a jolt of healthy energy or cleanse your system? You'll find a delicious Smoothie Bomb flavor to meet your needs.

Here are more reasons to love these smoothie boosters:

- Gluten-free, dairy-free, and vegan-friendly for safe slurping.
- Packed in plant-based, compostable wrappers - not plastic.
- Made in Australia with love using certified organic ingredients.
- Winner of 'The Most Innovative Product of the Year' in 2017.
- Have a long 1-year shelf life to keep the goodness intact.
- Each tube includes 5 'bombs' for 5 nutrient-rich servings.
- Great as a meal replacement or healthy post-workout snack.
- Backed by a no-hassle, 100% satisfaction money-back guarantee.

Go ahead, boost your smoothies with wholesomeness and lip-smacking deliciousness!

Product information

Flavor Name:**The Motivator - Raw Cacao**

Feedback

Would you like to [tell us about a lower price?](#) ▾

Videos

Videos for related products

6:30

Lactation smoothies that work

Sweetie Pie Organics

0:36

Let's Make a Drink: Tropical Paradise Smoothie

Blender boyz

14:16

Lactation Smoothies and Bars , bring the milk on!

Sweetie Pie Organics

Maui Smoothie Mixes

Lyons Magnus

Upload your video


Important information

Legal Disclaimer


Statements regarding dietary supplements have not been evaluated by the FDA and are not intended to diagnose, treat, cure, or prevent any disease or health condition.

Products related to this item


Sponsored





Nubeleaf Beet Powder - Non-GMO, Gluten-Free, Raw, Organic, Vegan Source of Essential...
★★★★★ 5
\$24.95




Nubeleaf Coconut Milk Powder - Non-GMO, Gluten-Free, Nutrient Rich Superfood for Co...
★★★★☆ 4
\$26.96



Your Super Skinny Protein Superfood Powder - Post Workout Recovery, Plant Based...
★★★★★ 588
\$39.90 





Raw Generation® 7-Day Lower Sugar Juice Cleanse - 65% Less Sugar Than Other...
★★★★★ 331
\$237.99




Brain Boost by Nootrix - (2-Pack) 120 Capsules - Premium Nootropic Supplement - Imp...
★★★★☆ 712

Limited time deal

\$31.40 
List: ~~\$39.95~~ (21% off)



Organifi GO Pack Juice Organic Superfood Powder Drink for Energy Supp...
\$39.99 

Sponsored

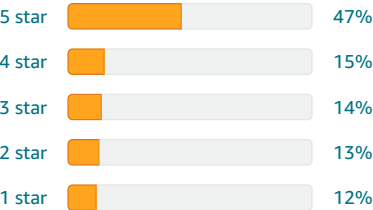
Customer Questions & Answers

[See questions and answers](#)

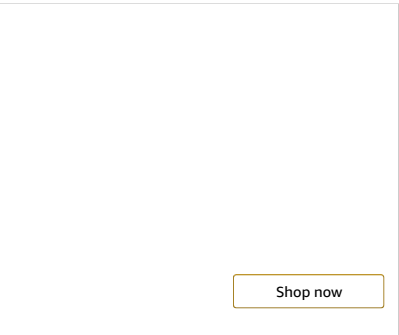
Customer reviews

★★★★☆ 3.7 out of 5

319 global ratings



How are ratings calculated?



Shop now

Sponsored ⓘ

Reviews with images



See all customer images

Top reviews ▼

Top reviews from the United States


Susan V

★★★★☆ Deceptive advertising.

Reviewed in the United States on December 13, 2020

Flavor Name: The Lover - Super Berries | **Verified Purchase**

Was expecting 5 tubes of smoothies not just one for \$13.99. Pretty pricey, deceptive pictures and description. Couldn't find anywhere that said you were only buying one. Won't buy these again and a pretty paltry gift.



46 people found this helpful

Helpful | Report abuse


Writer Girl

★★★★★ Above and beyond!!!

Reviewed in the United States on November 25, 2020

Flavor Name: The Motivator - Raw Cacao | **Verified Purchase**

First off, the packaging is so cute and slim so it's easy to fit as many as I want in my pantry. Secondly, I love that each nugget is individually wrapped so the rest of the tube stays fresh. And it is so easy to prepare a smoothie! All the healthy ingredients are squished together into a cute nugget. You just crumble the bomb, add a liquid and fruit of your choice and blend it all together. How easy is that?! Now, I ordered the cacao but received peanut butter. The sellers emailed to see that I was happy with my item and I explained what happened. They went above and beyond!!! They immediately had the cacao sent out to me for free and told me to keep the peanut butter. Great product! Great Company! Very happy customer!!!



21 people found this helpful

Helpful | Report abuse

Jonathan S.

★★★★☆ **What was the point of this?**

Reviewed in the United States on January 24, 2021

Flavor Name: The Warrior - Peanut Butter | [Verified Purchase](#)

Tried the peanut butter flavor. None at all. Tastes only of coconut from the coconut 'syrup' and grated coconut. Texture like grated coconut. It would only add some chewy bits if you put it in a smoothie and doesn't dissolve like a powder for drinking on its own. Not especially high in fiber. Not very high in fat but too high in carbs for people looking for keto (which wasn't me). And despite the blurb-age, the amount of 'superfoods' can't be very much, except that everything is called a superfood these days. You'd be better off using chia seeds or actual peanut butter or peanut powder or some kind of granola, all for less money.

10 people found this helpful

Helpful

| Report abuse




Jaime Alpert

★★★★★ **Easy smoothie addition**

Reviewed in the United States on June 13, 2020

Flavor Name: The Warrior - Peanut Butter | [Verified Purchase](#) | [Early Reviewer Rewards](#) (What's this?)

Nice smoothie addition! I normally make smoothies with just milk and banana, but these smoothie bombs were an easy way to add fruit and make the smoothie more substantial. I preferred the berry because it was easier to blend smooth.



15 people found this helpful

Helpful

| Report abuse



Angela

★★★★★ **Super easy**

Reviewed in the United States on July 18, 2020

Flavor Name: The Transformer - Super Greens | [Verified Purchase](#)

I actually really like the super greens. I mixed it with a chocolate protein powder, 8oz of soy milk, 1 banana and 4-5 strawberries. It fills you up and makes you feel better. I might try adding a scoop of Amazing Grass as well, but the smoothie bombs are actually really great for adding nutrition quickly and easily.

11 people found this helpful

Helpful

| Report abuse



Autumn

★★★★★ **10/10**

Reviewed in the United States on July 3, 2020

Flavor Name: The Lover - Super Berries | [Verified Purchase](#)

My boyfriend and I love these. A little pricey but delicious. It's a yummy, filling, healthy additive.

11 people found this helpful

Helpful

| Report abuse



Yonatan

★★★★★ **Great taste, good value**

Reviewed in the United States on May 29, 2020

Flavor Name: The Lover - Super Berries | [Verified Purchase](#)

Nice product. Arrived exactly as expected and it's nice each portion is packed individually to keep freshness. Healthy, saves time and tastes good

10 people found this helpful

Helpful

| Report abuse



Uluru03

★★★★☆ **Great Taste!**

Reviewed in the United States on June 7, 2020

Flavor Name: The Warrior - Peanut Butter | [Verified Purchase](#) | [Early Reviewer Rewards](#) (What's this?)

I liked the idea of this product and I like to support vegan, organic products, but I didn't really notice any kind of energy benefit. That being said, it does taste great and adds a delicious nutty flavor to my smoothies! I would encourage the manufacturers to continue tweak their formula. Thank you for trying!

7 people found this helpful


Helpful

|


Report abuse

[See all reviews >](#)


What other items do customers buy after viewing this item?




NOKA Superfood Smoothie Pouches (Variety) 6 Pack, 100% Organic Healthy Fruit And Veggie Squeeze...
★★★★★ 6,564
#1 Best Seller in Juice Smoothie Drinks
\$14.99
Get it as soon as **Thursday, Sep 16**
FREE Shipping on orders over \$25 shipped by Amazon




Smoothie-N-Go Blender-Free Smoothie Mix Powder, 12 Single-Serve Packets, All-Natural Drink Mix, Smooth Rich Flavors, Natural Fruits...
★★★★☆ 24
\$35.99
Get it as soon as **Thursday, Sep 16**
FREE Shipping on orders over \$25 shipped by Amazon




Fruit Smoothie Mix Packets (Chocolate Berry Banana) - Everipe Smoothie Kit 3 Pack | 100% Fruit | Strawberry Bananza | Cocoa Mojo ...
★★★★☆ 620
\$14.99
Get it as soon as **Thursday, Sep 16**
FREE Shipping on orders over \$25 shipped by Amazon



Amazing Grass Greens Blend Variety Pack (10 Single Serve packets): Greens Blend Powder with Spirulina, Chlorella, Beet Root Powder,...
★★★★☆ 997
\$12.99
Get it as soon as **Thursday, Sep 16**
FREE Shipping on orders over \$25 shipped by Amazon



NOKA Superfood Smoothie Pouches (Strawberry Pineapple) 12 Pack, 100% Organic Healthy Fruit Squeeze Snack Packs, Meal...
★★★★☆ 1,215
\$26.99
FREE Shipping on orders over \$25 shipped by Amazon
In stock soon.



Rollin' n Bowlin Fruits and Vegg Smoothie Mix V Pack - Healthy ! Fan Favorites Fl Variety Pack - A
★★★★☆ 23
\$167.99
& Free Shipping

60

Shop now

Sponsored ⓘ

Disclaimer: While we work to ensure that product information is correct, on occasion manufacturers may alter their ingredient lists. Actual product packaging and materials may contain more and/or different information than that shown on our Web site. We recommend that you do not solely rely on the information presented and that you always read labels, warnings, and directions before using or consuming a product. For additional information about a product, please contact the manufacturer. Content on this site is for reference purposes and is not intended to substitute for advice given by a physician, pharmacist, or other licensed health-care professional. You should not use this information as self-diagnosis or for treating a health problem or disease. Contact your health-care provider immediately if you suspect that you have a medical problem. Information and statements regarding dietary supplements have not been evaluated by the Food and Drug Administration and are not intended to diagnose, treat, cure, or prevent any disease or health condition. Amazon.com assumes no liability for inaccuracies or misstatements about products.

Product details

Flavor Name:**The Motivator - Raw Cacao**
Package Dimensions : 6.9 x 1.6 x 1.2 inches; 4.8 Ounces
Manufacturer : Nutrition Darling Pty Ltd
ASIN : B084ZR525P
Best Sellers Rank: #14,947 in Grocery & Gourmet Food (See Top 100 in Grocery & Gourmet Food)
#15 in [Juice Smoothie Drinks](#)
Customer Reviews:
★★★★☆ 319 ratings

[Back to top](#)

About Amazon

Sustainability

Press Center

Investor Relations

Amazon Devices

Sell apps on Amazon

Become an Affiliate

Become a Delivery Driver

Start a package delivery business

Advertise Your Products

Self-Publish with Us

Host an Amazon Hub

› See More Ways to Make Money

Amazon.com Store Card

Amazon Secured Card

Amazon Business Card

Amazon Business Line of Credit

Shop with Points

Credit Card Marketplace

Reload Your Balance

Amazon Currency Converter

Your Account

Your Orders

Shipping Rates & Policies

Amazon Prime

Returns & Replacements

Manage Your Content and Devices

Amazon Assistant

Help

amazon

English

United States

Amazon Music

Stream millions of songs

Amazon Advertising

Find, attract, and engage customers

Amazon Drive

Cloud storage from Amazon

6pm

Score deals on fashion brands

AbeBooks

Books, art & collectibles

ACX

Audiobook Publishing Made Easy

Alexa

Actionable Analytics for the Web

Sell on Amazon

Start a Selling Account

Amazon Business

Everything For Your Business

Amazon Fresh

Groceries & More Right To Your Door

AmazonGlobal

Ship Orders Internationally

Home Services

Experienced Pros Happiness Guarantee

Amazon Ignite

Sell your original Digital Educational Resources

Amazon Web Services

Scalable Cloud Computing Services

Audible

Listen to Books & Original Audio Performances

Book Depository

Books With Free Delivery Worldwide

Box Office Mojo

Find Movie Box Office Data

ComiXology

Thousands of Digital Comics

DPReview

Digital Photography

East Dane

Designer Men's Fashion

Fabric

Sewing, Quilting & Knitting

Goodreads

Book reviews & recommendations

IMDb

Movies, TV & Celebrities

IMDbPro

Get Info Entertainment Professionals Need

Kindle Direct Publishing

Indie Digital & Print Publishing Made Easy

Amazon Photos

Unlimited Photo Storage Free With Prime

Prime Video Direct

Video Distribution Made Easy

Shopbop

Designer Fashion Brands

Amazon Warehouse

Great Deals on Quality Used Products

Whole Foods Market

America's Healthiest Grocery Store

Woot!

Deals and Shenanigans

Zappos

Shoes & Clothing

Ring

Smart Home Security Systems

eero WiFi

Stream 4K Video in Every Room

Blink

Smart Security for Every Home

Neighbors App

Real-Time Crime & Safety Alerts

Amazon Subscription Boxes

Top subscription boxes – right to your door

PillPack

Pharmacy Simplified

Amazon Renewed

Like-new products you can trust

Amazon Second Chance

Pass it on, trade it in, give it a second life

Conditions of Use

Privacy Notice

Interest-Based Ads

© 1996-2021, Amazon.com, Inc. or its affiliates

amazon

Hello
Select your address

Health, Household & Baby Care ▾

🔍

🇺🇸 ▾


Hello, Sign in
Account & Lists ▾

Returns
& Orders

🛒 0

AllBest SellersPrime ▾Customer ServiceNew ReleasesToday's DealsPharmacyBooksFashionRegistryGet your school supplies, fast

Health & Personal CareHousehold SuppliesVitamins & Diet SupplementsBaby & Child CareHealth CareSports NutritionSexual WellnessHealth & Wellness



Send a congrats gift card by email or text

Customers who viewed this item also viewed



Blender Bombs Smoothie Booster: Coffee, Almond Butter & Cacao

★★★★★ 127

\$22³⁹(\$1.96/Ounce)



Blender Bombs Smoothie Booster: Aloe & Irish Sea Moss

★★★★★ 50

\$23⁹⁹(\$2.10/Ounce)




Blender Bombs Smoothie Booster: Cacao & Peanut Butter

★★★★★ 214

\$17²⁵(\$1.51/Ounce)

Grocery & Gourmet Food > Candy & Chocolate > Candy & Chocolate Assortments



Roll over image to zoom in

Blender Bombs Smoothie Booster: Goji, Coconut, & Acai

Visit the Blender Bombs Store

★★★★★ ▾ 187 ratings | 3 answered questions

Amazon's Choice in Candy & Chocolate Assortments & Sampl...

Price: **\$22.19** (\$1.95 / Ounce) Get **Fast, Free Shipping** with Amazon Prime

Get \$50 off instantly: Pay \$0.00 ~~\$22.19~~ upon approval for the Amazon Rewards Visa Card. No annual fee.

Flavor	Goji, Coconut, & Acai
Ingredients	Almonds, Organic Date Paste, Pecans, Flaxseed, Hemp, Seed, Walnuts, Chia Seed, Goji Berries, Organic Honey, Coconut, Acai, Sea Salt, See more ▾
Brand	Blender Bombs
Item Weight	11.4 Ounces
Diet Type	Paleo, Gluten Free

About this item

- Blend 'em - simply pop one Blender Bomb into your blender with your other favorite smoothie ingredients, blend and enjoy!
- Break 'em - crumble the BB over your oatmeal, yogurt, or acai bowl for some extra satisfaction!
- Bite 'em - If you're on the go, just pop the BB in your mouth and indulge in your nutritious snack.

New (10) from **\$18.74**

🔴 **One-time purchase:**

\$22.19

Get **Fast, Free Shipping** with Amazon Prime

FREE delivery: ▾ **Thursday, Sep 16** on orders over \$25.00 shipped by Amazon. [Details](#)

Fastest delivery: **Tuesday, Sep 14**
Order within 4 hrs and 2 mins [Details](#)

📍 [Select delivery location](#)

In Stock.

Qty: 1 ▾

Add to Cart

Buy Now

🔒 [Secure transaction](#)

Sold by **Blender Bombs: Smoothie Booster & Snack** and **Fulfilled by Amazon.**

Return policy: [Refund or replacement available ▾](#)

prime

Enjoy fast, **FREE** delivery, exclusive deals and award-winning movies & TV shows with Prime [Try Prime](#) and start saving today with **Fast, FREE Delivery**

☐ Add a gift receipt for easy returns

🔴 **Subscribe & Save:**

\$22.19 (\$1.95 / Ounce)
First delivery on Sep 16

Ships from: Amazon

Sold by: Blender Bombs: Smoothie Booster & Snack

Frequently bought together

Total price: **\$61.83**

Add all three to Cart




Add to List

New (10) from \$18.74 >

- These items are shipped from and sold by different sellers. [Show details](#)
- This item:** Blender Bombs Smoothie Booster: Goji, Coconut, & Acai **\$22.19** (\$1.95/Ounce)
- Blender Bombs Smoothie Booster: Cacao & Peanut Butter **\$17.25** (\$1.51/Ounce)
- Blender Bombs Smoothie Booster: Coffee, Almond Butter & Cacao **\$22.39** (\$1.96/Ounce)

Customers who viewed this item also viewed




Blender Bombs Smoothie Booster: Coffee, Almond Butter & Cacao

★★★★☆ 127

\$22.39

Get it as soon as **Thursday, Sep 16**

FREE Shipping on orders over \$25 shipped by Amazon




Blender Bombs Smoothie Booster: Cacao & Peanut Butter

★★★★☆ 214

\$17.25

& Free Shipping




Blender Bombs Smoothie Booster: Aloe & Irish Sea Moss

★★★★☆ 50

\$23.99

Get it as soon as **Thursday, Sep 16**

FREE Shipping on orders over \$25 shipped by Amazon







Blender Bombs Smoothie Booster: Sunflower Seed & Coconut

★★★★☆ 46

\$24.99

Get it as soon as **Thursday, Sep 16**

FREE Shipping on orders over \$25 shipped by Amazon

Share    

Other Sellers on Amazon

\$22.29 (\$1.96 / Ounce) Add to Cart

& FREE Shipping

Sold by: SANTIN IMPORTS

\$27.34 (\$2.40 / Ounce) Add to Cart

& FREE Shipping

Sold by: Sno-Valley Herbs and Botanicals

\$29.13 (\$2.56 / Ounce) Add to Cart

& FREE Shipping

Sold by: HealthyTrader

Have a question?

Find answers in product info, Q&As, reviews



Type your question or keyword

Package Dimensions : 7.99 x 4.57 x 2.01 inches; 11.4 Ounces
Date First Available : April 6, 2020
Manufacturer : Blender Bombs
ASIN : B07VBGGTFH

Product description

Blender Bombs

Blender Bombs are *plant-based* "bombs" designed to turn your smoothie, oatmeal, or parfait into a filling, delicious meal replacement.

Incorporate a Blender Bomb smoothie into your daily routine 5-ish days a week to enjoy *numerous* health benefits, like these:

★ **NO MORE SWEET TOOTH**

One BB smoothie a day, whether it's fruity or chocolatey, can quickly satisfy your sweet tooth and kick your late-night sugar cravings to the curb.

★ **WEIGHT LOSS**

BB smoothies help with appetite control. Many people experience weight loss when BB smoothies are combined with a mostly plant-based lifestyle!

★ **STAY FULL FOR LONGER**

BB smoothies have the perfect ratio of fiber, fat, + protein to keep you satisfied. Add 1/3 cup of Granola So Bomb on top to stay full for even longer.

★ **MORE ENERGY**

With every essential amino acid + fatty acid, BBs help blood sugar levels from spiking. This can prevent that dreaded afternoon slump!

Product information

Package Dimensions

7.99 x 4.57 x 2.01 inches; 11.4

Feedback

	Ounces
Item Weight	11.4 ounces
Manufacturer	Blender Bombs
ASIN	B07VBGGTFH
Customer Reviews	<div>★★★★☆</div> 187 ratings 4.5 out of 5 stars
Best Sellers Rank	#10,852 in Grocery & Gourmet Food (See Top 100 in Grocery & Gourmet Food) #93 in Candy & Chocolate Assortments & Samplers
Date First Available	April 6, 2020

Would you like to [tell us about a lower price?](#) ▾

Videos

Help others learn more about this product by uploading a video!

Upload video

Important information

Ingredients

Almonds, Organic Date Paste, Pecans, Flaxseed, Hemp, Seed, Walnuts, Chia Seed, Goji Berries, Organic Honey, Coconut, Acai, Sea Salt, Cinnamon, Organic Vanilla

Legal Disclaimer

Statements regarding dietary supplements have not been evaluated by the FDA and are not intended to diagnose, treat, cure, or prevent any disease or health condition.

Products related to this item

Sponsored ⓘ



Low-Calorie Low-Carb
LEMONKIND 3 Day
Master Cleanse for
Healthy Weight Loss...
★★★★☆ 298
\$119.95 ✓prime



Raw Generation® 3-Day
Lower Sugar Juice
Cleanse - 65% Less
Sugar Than Other...
★★★★☆ 331
\$116.99



Vital Proteins Collagen
Peptides Powder -
Pasture Raised, Grass
Fed, unflavored 20 oz
★★★★☆ 123,585
\$39.99 ✓prime



KOS Organic Plant Based
Protein Powder, Vanilla -
Delicious Vegan Protein
Powder - ...
★★★★☆ 5,858
\$29.98 ✓prime



KIND Healthy Grains
Clusters, Oats & Honey
Clusters With Toasted
Coconut, Gluten Fr...
★★★★☆ 13
\$52.14 ✓prime



KOS Reds Super
Powder - Beet F
Berries, Acai - E
Booster, Circula
★★★★☆ 91
\$29.99 ✓prim

30,002

Sponsored ⓘ

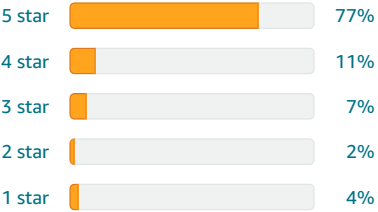
Customer Questions & Answers

[See questions and answers](#)

Customer reviews

★★★★☆ 4.5 out of 5

187 global ratings



How are ratings calculated?

54

Shop now

Sponsored

Reviews with images



[See all customer images](#)

Top reviews

Top reviews from the United States

- Chase Cole

★★★★★ 10/10 worth a try- absolutely amazing!

Reviewed in the United States on July 20, 2021

Verified Purchase

I love Blender Bombs so so so much! I started making BB smoothies over a year ago and have basically had one every morning since. I have to be at work early and I've never been a breakfast person, so these have been an absolute game changer for me. I have it around 6-7am and I am full until at least 12-1pm (which is saying a lot for an active 24 year old male). Historically smoothies wouldn't keep me full very long, but BBs are the KEY ingredient for an amazing smoothie. And if the price is stopping you from trying them, consider how much you'd spend on a smoothie from somewhere like Smoothie King (and also look at all the ingredients they pack into each bomb)!! When you do the math, it really is a great bang for your buck. Not only is this product awesome, but the team behind BBs is just as amazing!

2 people found this helpful

Helpful | Report abuse
- Tiffany McEachern

★★★★★ Worth every penny

Reviewed in the United States on June 24, 2021

Verified Purchase

I am a huge smoothie drinker and I literally can't have a smoothie without one of these. They keep you fuller longer than a traditional smoothie and are packed with nutrients. They are thicker than regular smoothies, which might take some getting used to.

While they are on the expensive side, if you're using it as a meal replacement, it really is not expensive at all. It's funny how people have no problem spending \$8 on a Starbucks drink but spending \$2.50 per Blender Bomb is a lot. Especially when these are all natural.

If you're trying to eat better or lose weight, I would definitely recommend trying these.

3 people found this helpful

Helpful

| Report abuse



Amy

★★★★☆ Nah....

Reviewed in the United States on April 11, 2021

Verified Purchase

No thanks. First, they were very expensive. They taste like coconut -plain and simple . I bought two varieties and honestly couldn't tell them apart unless I tried them side by side. They remind me of a run of the mill, coconut-based power bar.

3 people found this helpful

Helpful

| Report abuse




Sue P.

★★★★★ Best Smoothie Booster On the Market

Reviewed in the United States on June 12, 2020

Verified Purchase

YESSS FINALLY ON AMAZON PRIME!! I have been using Blender Bombs for around 3 years now and I can not imagine my life without them. Blender Bombs have honestly changed my smoothie game! Not only do the Blender Bombs taste amazing, but they keep me full for hoursssss! For people who want a meal replacement smoothie, these are the key. You can also eat these plain as a snack!! Seriously Blender Bombs are incredibly versatile and will make a difference in your health and overall wellness!



3 people found this helpful

Helpful

| Report abuse



Annie Lynn

★★★★☆ Good but too expensive

Reviewed in the United States on May 6, 2021

Verified Purchase

Tasty and convenient but too pricey for me to continue ordering this product, so this was a one-time purchase for me. I'm using another product now and there are so many from which to choose.

2 people found this helpful

Helpful

| Report abuse



yuanlinhao

★★★★☆ Too expensive

Reviewed in the United States on October 5, 2020

Verified Purchase

It tastes pretty good, but the price is a bit too high

3 people found this helpful

Helpful

| Report abuse



lw

★★★★★ YUM

Reviewed in the United States on June 21, 2021

Verified Purchase

Love love love these! They are a bit expensive, but worth it to not have to buy all the seeds, dates, etc. separately. Makes making a smoothie a lot easier. I add them to my morning smoothie and I stay full until lunch easily!!! Also, I don't crave dessert or sweets at any time of the day anymore-- great product! Highly recommend!

Helpful

| Report abuse



MP

★★★★★ Awesome product

Reviewed in the United States on October 29, 2020

Verified Purchase

Love, love these for my nightly smoothie

Helpful

Report abuse

[See all reviews](#)

4 stars and above

Sponsored



Low-Calorie Low-Carb LEMONKIND 3 Day Master Cleanse for Healthy Weight Loss...
★★★★☆ 298
\$119.95 ✓prime



Wild Harvested Acai Berry Powder, 8 Ounces, Non GMO, Gluten Free, Brazilian Wild Grown
★★★★☆ 618
\$17.45 ✓prime



Green Superfood Shot, Organic Fruits, Root Vegetables, Kale & More, 2oz Daily Green...
★★★★☆ 1,047
\$39.99 ✓prime



Coconut Blended Crme Mix by Angel Specialty Products [3 LB]
★★★★☆ 503
\$23.99 ✓prime



Angel Specialty Products, Blended Smoothie, Instant Frappe Powder Drink...
★★★★☆ 381
\$24.99 ✓prime



KOS Organic Plant Protein Powder, Delicious Vegan Powder - ...
★★★★☆ 5,1
\$29.98 ✓prime

769

Shop now

Sponsored

Disclaimer: While we work to ensure that product information is correct, on occasion manufacturers may alter their ingredient lists. Actual product packaging and materials may contain more and/or different information than that shown on our Web site. We recommend that you do not solely rely on the information presented and that you always read labels, warnings, and directions before using or consuming a product. For additional information about a product, please contact the manufacturer. Content on this site is for reference purposes and is not intended to substitute for advice given by a physician, pharmacist, or other licensed health-care professional. You should not use this information as self-diagnosis or for treating a health problem or disease. Contact your health-care provider immediately if you suspect that you have a medical problem. Information and statements regarding dietary supplements have not been evaluated by the Food and Drug Administration and are not intended to diagnose, treat, cure, or prevent any disease or health condition. Amazon.com assumes no liability for inaccuracies or misstatements about products.

Product details

Package Dimensions : 7.99 x 4.57 x 2.01 inches; 11.4 Ounces

Date First Available : April 6, 2020

Manufacturer : Blender Bombs

ASIN : B07VBGGTFH

Best Sellers Rank: #10,852 in Grocery & Gourmet Food (See Top 100 in Grocery & Gourmet Food)
#93 in Candy & Chocolate Assortments & Samplers

Customer Reviews:
★★★★☆ 187 ratings

Back to top

Get to Know Us

Careers
Blog
About Amazon
Sustainability
Press Center
Investor Relations
Amazon Devices

Make Money with Us

Sell products on Amazon
Sell apps on Amazon
Become an Affiliate
Become a Delivery Driver
Start a package delivery business
Advertise Your Products
Self-Publish with Us

Amazon Payment Products

Amazon Rewards Visa Signature Cards
Amazon.com Store Card
Amazon Secured Card
Amazon Business Card
Amazon Business Line of Credit
Shop with Points
Credit Card Marketplace
Reload Your Balance

Let Us Help You

Amazon and COVID-19
Your Account
Your Orders
Shipping Rates & Policies
Amazon Prime
Returns & Replacements

Host an Amazon Hub


› See More Ways to Make Money


Amazon Currency Converter


Manage Your Content and Devices

Amazon Assistant

Help



 English

 United States

Amazon Music

Stream millions of songs

Amazon Advertising

Find, attract, and engage customers

Amazon Drive

Cloud storage from Amazon

6pm

Score deals on fashion brands

AbeBooks

Books, art & collectibles

ACX

Audiobook Publishing Made Easy

Alexa

Actionable Analytics for the Web

Sell on Amazon

Start a Selling Account

Amazon Business

Everything For Your Business

Amazon Fresh

Groceries & More Right To Your Door

AmazonGlobal

Ship Orders Internationally

Home Services

Experienced Pros Happiness Guarantee

Amazon Ignite

Sell your original Digital Educational Resources

Amazon Web Services

Scalable Cloud Computing Services

Audible

Listen to Books & Original Audio Performances

Book Depository

Books With Free Delivery Worldwide

Box Office Mojo

Find Movie Box Office Data

ComiXology

Thousands of Digital Comics

DPReview

Digital Photography

East Dane

Designer Men's Fashion

Fabric

Sewing, Quilting & Knitting

Goodreads

Book reviews & recommendations

IMDb

Movies, TV & Celebrities

IMDbPro

Get Info Entertainment Professionals Need

Kindle Direct Publishing

Indie Digital & Print Publishing Made Easy

Amazon Photos

Unlimited Photo Storage Free With Prime

Prime Video Direct

Video Distribution Made Easy

Shopbop

Designer Fashion Brands

Amazon Warehouse

Great Deals on Quality Used Products

Whole Foods Market

America's Healthiest Grocery Store

Woot!

Deals and Shenanigans

Zappos

Shoes & Clothing

Ring

Smart Home Security Systems

eero WiFi

Stream 4K Video in Every Room

Blink

Smart Security for Every Home

Neighbors App

Real-Time Crime & Safety Alerts

Amazon Subscription Boxes

Top subscription boxes – right to your door

PillPack

Pharmacy Simplified

Amazon Renewed

Like-new products you can trust

Amazon Second Chance

Pass it on, trade it in, give it a second life

Conditions of Use

Privacy Notice

Interest-Based Ads

© 1996-2021, Amazon.com, Inc. or its affiliates

amazon

Hello

Select your address

Handmade

Hello, Sign in

Account & Lists

Returns & Orders

0

All

Best Sellers

Prime

Customer Service

New Releases

Today's Deals

Pharmacy

Books

Fashion

Registry

Get your school supplies, fas

handmade

Gifts

Jewelry

Home & Kitchen

Clothing, Shoes & Accessories

Wedding

Sell on Handmade

audible


NOLYN

A new adventure begins

From master storyteller Michael J. Sullivan

Start listening

Handmade Products ☐ Health & Personal Care ☐ Personal Care ☐ Bath & Bathing Accessoriēs ☐ Bath Additivēs ☐ Bath Bombs




Roll over image to zoom in

Coffee Bath Bomb - Large Organic Bath Bombs

Brand: New Moon Therapeutics
★★★★★ 3 ratings

If you love coffee then this bath bomb is perfect for you! Made with Organic Fair Trade coffee grounds to exfoliate and rejuvenate skin while you breathe in the alluring aroma said to enhance a sense of well-being and mental alertness. Topically used, coffee works to combat harmful free radicals due to its antioxidant benefits. It is also known to help combat depression, as well as uplift your mind, body and spirit. Can be purchased in 6 oz singles or value bags with 4 bath bombs.



Sponsored ⓘ

Currently unavailable.

We don't know when or if this item will be back in stock.

Select delivery location

Add to List

New Moon Therapeutics

Handcrafted Artisan Effects in Washington

Contact me with general inquiries

Ask about a custom order

Share

Are you a Maker?
[Apply to join Amazon Handmade](#)

Product specifications

Technical Details	
Production Method	All of our products are handcrafted in small batches to guarantee freshness. Upon completion, all bath bombs are shrink wrapped and placed in a resealable bag for safe keeping and easy storage for the recipient.
Scent	Vanilla Coffee
Safety Warning	May cause tub to be slippery upon exiting. Please use caution.
Directions	Fill Bath Tub with Warm Water. Place Bath Bomb in water. Enjoy the fizzing action while the therapeutic oils are released into the water. Once your bath is complete, you will leave feeling soft, moisturized, relaxed and ready to conquer the world.
Ingredients	Citric Acid, Organic Coconut Milk, Sodium Bicarbonate, Epsom Salt, Dead Sea Minerals, Arrowroot, Organic Hemp Oil, Shea Butter, Organic Handcrafted Coffee infused

Important information

Safety Information

May cause tub to be slippery upon exiting. Please use caution.

Ingredients

Citric Acid, Organic Coconut Milk, Sodium Bicarbonate, Epsom Salt, Dead Sea Minerals, Arrowroot, Organic Hemp Oil, Shea Butter, Organic Handcrafted Coffee infused Oil, Organic Fair Trade Coffee (whole and ground), Organic Vanilla Bean Oil

Directions

Fill Bath Tub with Warm Water. Place Bath Bomb in water. Enjoy the fizzing action while the therapeutic oils are released into the water. Once your bath is complete, you will leave feeling soft, moisturized, relaxed and ready to conquer the world.

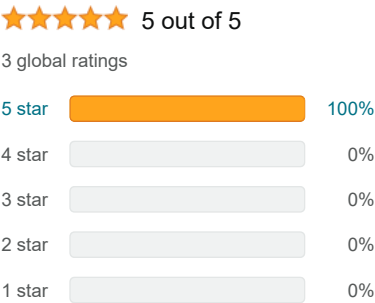
Product details

Date First Available : October 27, 2016
ASIN : B0743346LR
Best Sellers Rank: #189,646 in Handmade Products (See Top 100 in Handmade Products)
#209 in Handmade Bath Bombs
#9,077 in Handmade Beauty & Personal Care Products
Customer Reviews:
★★★★★ 3 ratings

Customer Questions & Answers

See questions and answers

Customer reviews



How are ratings calculated?

Top reviews

Top review from the United States

neil lavery

★★★★★ Five Stars

Reviewed in the United States on December 6, 2017

Verified Purchase

nice


Helpful | Report abuse


See all reviews


Sponsored ⓘ

Back to top


Get to Know Us	Make Money with Us	Amazon Payment Products	Let Us Help You
Careers	Sell products on Amazon	Amazon Rewards Visa Signature Cards	Amazon and COVID-19
Blog	Sell apps on Amazon	Amazon.com Store Card	Your Account
About Amazon	Become an Affiliate	Amazon Secured Card	Your Orders
Sustainability	Become a Delivery Driver	Amazon Business Card	Shipping Rates & Policies
Press Center	Start a package delivery business	Amazon Business Line of Credit	Amazon Prime
Investor Relations	Advertise Your Products	Shop with Points	Returns & Replacements
Amazon Devices	Self-Publish with Us	Credit Card Marketplace	Manage Your Content and Devices
	Host an Amazon Hub	Reload Your Balance	Amazon Assistant
	› See More Ways to Make Money	Amazon Currency Converter	Help



 English

 United States

Amazon Music Stream millions of songs	Amazon Advertising Find, attract, and engage customers	Amazon Drive Cloud storage from Amazon	6pm Score deals on fashion brands	AbeBooks Books, art & collectibles	ACX Audiobook Publishing Made Easy	Alexa Actionable Analytics for the Web
Sell on Amazon Start a Selling Account	Amazon Business Everything For Your Business	Amazon Fresh Groceries & More Right To Your Door	AmazonGlobal Ship Orders Internationally	Home Services Experienced Pros Happiness Guarantee	Amazon Ignite Sell your original Digital Educational Resources	Amazon Web Services Scalable Cloud Computing Services
Audible Listen to Books & Original Audio Performances	Book Depository Books With Free Delivery Worldwide	Box Office Mojo Find Movie Box Office Data	ComiXology Thousands of Digital Comics	DPReview Digital Photography	East Dane Designer Men's Fashion	Fabric Sewing, Quilting & Knitting
Goodreads Book reviews & recommendations	IMDb Movies, TV & Celebrities	IMDbPro Get Info Entertainment Professionals Need	Kindle Direct Publishing Indie Digital & Print Publishing Made Easy	Amazon Photos Unlimited Photo Storage Free With Prime	Prime Video Direct Video Distribution Made Easy	Shopbop Designer Fashion Brands
Amazon Warehouse Great Deals on Quality Used Products	Whole Foods Market America's Healthiest Grocery Store	Woot! Deals and Shenanigans	Zappos Shoes & Clothing	Ring Smart Home Security Systems	eero WiFi Stream 4K Video in Every Room	Blink Smart Security for Every Home
	Neighbors App Real-Time Crime & Safety Alerts	Amazon Subscription Boxes Top subscription boxes right to your door	PillPack Pharmacy Simplified	Amazon Renewed Like-new products you can trust	Amazon Second Chance Pass it on, trade it in, give it a second life	



GET THE FREE COFFEE E-BOOK!

Email Address

YES, PLEASE!

☒ I'd like to receive the free e-book and weekly emails!

Home » food » Coffee Bombs

Coffee Bombs

BREAKFAST DRINKS

p Pin

f Share

t Tweet

y Yum

▼ JUMP TO RECIPE

Love the popular hot chocolate bombs? Meet the grown up version – hot coffee bombs! They are just like the hot chocolate bombs except with they are filled with espresso! They are a fun way to jazz up your morning cup of Joe. Let me show you how to make this easy coffee bomb recipe today!



HEY, I'M KELLEY!

A recipe making, picture taking, coffee drinking momma to three crazy kiddos.

Join me as I share our family favorite dinners and my copycat coffee recipes!


MORE ABOUT KELLEY





Let me tell you, my kids have fallen hard for the [hot chocolate bombs](#) that are so popular lately. You know, the chocolate shell that you pour hot milk on and marshmallows explode out? Yup – those. We have made more hot chocolate bombs than I can count. But I wanted a grown up version. So I made hot coffee bombs!

new recipes

 No bake lactation bites

What are coffee bombs?

These are the adult version of the popular hot chocolate bombs. A coffee bomb is a chocolate sphere that is filled with espresso, cocoa powder and marshmallows. You pour hot milk over the chocolate shell and it opens up and releases the insides of the bomb. You stir to combine everything and end up with one fun cup of coffee!

Coffee bomb ingredients

The best part about these coffee bombs is that you only need a few common ingredients to make them. I bet you even have most of them in your pantry right now!

- **Semi sweet chocolate** – You will need regular and white chocolate chips for this recipe. This creates the chocolate shell that holds the espresso, hot cocoa mix and the marshmallows.



- **Instant espresso** – Grab your favorite instant espresso or coffee. You probably have some leftover from making your [whipped coffee](#)!
- **Hot cocoa mix** – This helps sweeten your coffee with a [mocha like flavor](#). Buy a box or jar of hot cocoa mix for this recipe and save some for a [hot chocolate cake](#)!
- **Mini marshmallows** – These are optional, but make a great additional to your [morning coffee](#)!



Tools needed

There are a few things that you will need to make these coffee bombs on your own. The biggest thing you need is a **silicone mold, specifically a half circle mold**. You will also need a few **small mixing bowls** for melting the chocolate. You will need to grab **measuring cups and spoons** to help measure out ingredients. Make sure to



grab a few **spoons** to stir the melted chocolate and to help form the chocolate bombs.

You can also wear **gloves** if you want to make sure your chocolate doesn't melt in your hands. Lastly, you will need a small microwave safe plate to warm the edges of the half circles so that you can seal them together. So to recap, you will need:

- Silicone half circle mold
- Small mixing bowls
- Measuring cups and spoons
- Spoons
- Gloves
- Small microwave safe plate

How to make hot coffee bombs

Once you have gathered all your ingredients and tools, you are ready to make your chocolate bombs! Let's get started!



Step 1 Melt the chocolate

In two small microwave safe mixing bowls, melt the chocolate in the microwave in 30 second intervals. It should take about 60-90 seconds to melt the chocolate. After each interval be sure to stir the chocolate really well. The residual heat will help melt the chocolate chips.



Step 2 Form the bombs

Pour about about a tablespoon of chocolate into the mold and use the back of a spoon to coat the mold with the chocolate. You want to make sure to cover the entire half circle. Start with the white chocolate and then the regular chocolate. Swirl so that you can get the marbled effect.



Place the molds in the freezer for 5 minutes to help them harden.

Step 3 Add the inner ingredients

Place a tablespoon of the cocoa powder in 3 of the half circles. Top that with 1 teaspoon of the espresso powder and some mini marshmallows. Fill it up as much as you can as you will cover it with the empty shell.



Step 4 Seal the bombs

You want to get a microwave safe plate to seal the coffee bombs. Warm the plate in the microwave so that it is warm to the touch but not blazing hot. Take the half of the sphere that is empty and press it lightly on the plate to melt the chocolate slightly. Then place the empty one over the full sphere and run your finger along the seam to seal them with the warm chocolate.

Step 5 Enjoy

Place one coffee bomb in your mug. Pour hot milk over the top of the bomb. The milk will cause the coffee bomb to melt and the inside ingredients to leak out into the milk. Stir until all of the ingredients are combined.



Hot coffee bomb tips

- Want to make these bombs even easier? Use only one chocolate. You don't have to use both or marble the two together. If you want make this recipe even simpler, use only one chocolate.
- Use the back of your spoon to coat the molds. This will help make sure that you cover the entire mold with chocolate.



- You can use gloves when you are sealing the bombs so your hands don't get full of chocolate and you don't leave fingerprints on the bombs. It also helps because your hands are warm and will melt the chocolate as well.
- Feel free to use your favorite instant coffee or espresso in these bombs.



How to store leftovers

You can place any unused coffee bombs in either a plastic bag or an airtight container such as a Tupperware. I do suggest putting the coffee bombs in cupcake liners before you store them so they don't roll.

Can I freeze them?

You sure can! Make the recipes following the instructions below. Place the cooled coffee bombs in an airtight container. (I suggest using the cupcake liner again.) Place the container in the freezer. Coffee bombs will stay fresh in the freezer for 2 months, if stored properly.



Other coffee recipes to try

Love a good coffee recipe? Me too! Some of my favorites are:

- [Whipped coffee](#)
- [Cookies and cream latte](#)
- [Caramel macchiato](#)
- [Iced vanilla latte](#)



Coffee Bombs

yield: 3 COFFEE BOMBS *additional time:* 20 MINUTES

total time: 20 MINUTES

The grown up version of the famous hot chocolate bombs.

PRINT



Ingredients

- ½ c semi sweet chocolate chips
- ½ c white chocolate chips, I love Ghirardelli's
- 6 Tbs hot cocoa powder
- 6 tsp instant espresso powder
- Mini marshmallows
- Half sphere silicone mold

Instructions

1. In two small, microwave safe bowls, melt semi sweet and white chocolate chips in 30 second increments stirring in between. It should take about 60-90 seconds.
2. Spoon about 1 tablespoon of each into each half sphere mold. Using the back of a spoon or a pastry brush, gently swirl the chocolate together for a marbled effect and spread to coat the sides. Don't swirl more than 4 times in each mold as the colors will mix and be indistinguishable.
3. Let set in the fridge or the freezer for 10-12 minutes or until hardened. Reinforce the edges with a little of the remaining chocolate. Let set until hardened.
4. Carefully remove each half sphere from the molds. Be sure to handle each half sphere very little as the chocolate will melt from the warmth of your hands and fingerprints will be visible.
5. In 6 of the half spheres, spoon 1 Tbs of the hot cocoa powder.
6. Top with 1 tsp of the espresso powder and a couple mini marshmallows.
7. Warm a small plate in the microwave for 45 seconds.
8. Place an empty half sphere on the plate for a few seconds until the edge begins to melt. Place empty half onto the corresponding filled half sphere ensuring that the edges are aligned.
9. Run a clean finger around the edge to clean up any excess melted chocolate. Let set for a minute.



10. Repeat with remaining 5 spheres until all of the cocoa bombs are assembled.

To make hot cocoa, place a cocoa bomb into a mug and top with 6 oz of warm milk or water. Once the shell has melted, stir to emulsify. Serve immediately and enjoy!

Nutrition Information: YIELD: 6 SERVING SIZE: 1 bomb

Amount Per Serving: CALORIES: 183 TOTAL FAT: 10g

SATURATED FAT: 6g TRANS FAT: 0g UNSATURATED FAT: 3g

CHOLESTEROL: 3mg SODIUM: 16mg CARBOHYDRATES: 23g FIBER: 2g

SUGAR: 18g PROTEIN: 3g



Did you make this recipe?

If you loved this recipe, we would love for you to leave a review to help others!

© Kelley Grant

CUISINE: American / **CATEGORY:** Breakfast Drinks

Love this recipe? Be sure to pin it for later!



Author

Recent Posts

**Kelley**

Follow me



Hey y'all!! I'm Kelley. I'm a recipe making, picture taking, coffee drinking momma to 3 crazy kiddos. Join me as I share our family favorite dinners and my copycat coffee drinks too!



Pin



Share



Tweet



Yum



FIND MORE:

**ORIGINAL
MISSISSIPPI
ROAST
RECIPE**

**WHITE
CHOCOLATE
RASPBERRY
COOKIES**

**CROCK
POT
LOADED
POTATO
SOUP**

**FRESH
HOMEMADE
HOAGIE
ROLLS**

FILED UNDER: BREAKFAST DRINKS, DIY COFFEE, FOOD, HOT COFFEE

Leave a Reply

Your email address will not be published. Required fields are marked *

Comment

Name *



Email *

Website

☐

Save my name, email, and website in this browser
for the next time I comment.

☐ Notify me of follow-up comments by email.

POST COMMENT

This site uses Akismet to reduce spam. [Learn how your
comment data is processed.](#)

MAKE THIS FOR DINNER

**Original Mississippi
roast recipe**

**Crock pot loaded
potato soup**

**Garlic Butter
Roasted Chicken**

**Bruschetta Chicken
Recipe**



EXHIBIT D

FRANKFORD_CANDY

Posts

Follow



298 views

frankford_candy In 2019 Frankford Candy created the original Hot Chocolate Bomb®. And it went #viral. 🎉🤔🎉
This fall season, the Bombs are back.

Introducing the Frankford Pumpkin Spice Hot Chocolate Bomb® and the dreamy fall Frankford Hot Chocolate Bomb®. Cozy up and celebrate autumn with a cup of flavorful hot chocolate.

🍊 Find the Frankford Pumpkin Spice Hot Chocolate Bomb® at Target and Rite Aid stores nationwide and online at Amazon and FrankfordCandy.com

🍁 Find the fall Frankford Hot Chocolate Bomb® at Walmart, Target, Walgreens and Rite Aid stores nationwide

[View all 4 comments](#)

1 day ago



FRANKFORD_CANDY
Posts

Follow



frankford_candy



117 likes

frankford_candy Need the perfect last minute gift? The Hot Chocolate Bomb™ is crafted of Belgium milk chocolate and has mini marshmallows inside. The perfect stocking stuffer for kids and adults this holiday!

#hotchocolatebomb #holidaygifts

View all 7 comments

December 23, 2020



frankford_candy



11:09



Safari



FRANKFORD_CANDY

Posts

Follow

Pets® Pancake Skillet come with pancake mix and a... more

View all 3 comments

December 21, 2020



frankford_candy



78 likes

frankford_candy Our original Hot Chocolate Bomb™ is the perfect DIY activity over the holidays! Pile on the extra sweet treats and indulge in the hot chocolate of your dreams! #holidaygift #hotchocolatebomb

View 1 comment

December 17, 2020



frankford_candy



11:08

Safari



FRANKFORD_CANDY
Posts

Follow

@oscarmayer

View all 21 comments

September 6



frankford_candy



148 likes

frankford_candy Have you tried the original Frankford Hot Chocolate Bomb®?

See what the ✨ magic ✨ is all about...

Get it on FrankfordCandy.com

September 3



11:10

Safari



FRANKFORD_CANDY
Posts

Follow



frankford_candy



0:17



249 views

frankford_candy Do you live for [#pumpkinspice](#)? 🍁🍊💕
Welcome [#autumn](#) with a Frankford Pumpkin Spice Hot Chocolate Bomb®. You can get yours at [@Target](#), Rite Aid, or on Amazon.
From the creators of the original Hot Chocolate Bomb®.
Follow [@frankford_candy](#) for more exciting candy releases!

[View all 2 comments](#)

5 hours ago



frankford_candy



EXHIBIT G

To: Coastal Cocktails, Inc. (ipdocketing@duanemorris.com)

Subject: U.S. Trademark Application Serial No. 90279467 - BOMBOMBS HOT CHOCOLATE BOMBS - R3589-49

Sent: April 08, 2021 10:25:30 PM

Sent As: ecom103@uspto.gov

Attachments: [Attachment - 1](#)
[Attachment - 2](#)
[Attachment - 3](#)
[Attachment - 4](#)
[Attachment - 5](#)
[Attachment - 6](#)
[Attachment - 7](#)
[Attachment - 8](#)
[Attachment - 9](#)
[Attachment - 10](#)
[Attachment - 11](#)
[Attachment - 12](#)
[Attachment - 13](#)
[Attachment - 14](#)
[Attachment - 15](#)
[Attachment - 16](#)
[Attachment - 17](#)
[Attachment - 18](#)
[Attachment - 19](#)
[Attachment - 20](#)
[Attachment - 21](#)
[Attachment - 22](#)
[Attachment - 23](#)
[Attachment - 24](#)
[Attachment - 25](#)
[Attachment - 26](#)
[Attachment - 27](#)
[Attachment - 28](#)
[Attachment - 29](#)
[Attachment - 30](#)
[Attachment - 31](#)
[Attachment - 32](#)
[Attachment - 33](#)
[Attachment - 34](#)
[Attachment - 35](#)
[Attachment - 36](#)
[Attachment - 37](#)
[Attachment - 38](#)
[Attachment - 39](#)
[Attachment - 40](#)
[Attachment - 41](#)
[Attachment - 42](#)
[Attachment - 43](#)

[Attachment - 44](#)
[Attachment - 45](#)
[Attachment - 46](#)
[Attachment - 47](#)
[Attachment - 48](#)
[Attachment - 49](#)
[Attachment - 50](#)
[Attachment - 51](#)
[Attachment - 52](#)
[Attachment - 53](#)
[Attachment - 54](#)
[Attachment - 55](#)
[Attachment - 56](#)
[Attachment - 57](#)
[Attachment - 58](#)
[Attachment - 59](#)
[Attachment - 60](#)
[Attachment - 61](#)
[Attachment - 62](#)
[Attachment - 63](#)
[Attachment - 64](#)
[Attachment - 65](#)
[Attachment - 66](#)
[Attachment - 67](#)
[Attachment - 68](#)
[Attachment - 69](#)
[Attachment - 70](#)
[Attachment - 71](#)
[Attachment - 72](#)
[Attachment - 73](#)
[Attachment - 74](#)
[Attachment - 75](#)
[Attachment - 76](#)
[Attachment - 77](#)
[Attachment - 78](#)
[Attachment - 79](#)
[Attachment - 80](#)
[Attachment - 81](#)
[Attachment - 82](#)
[Attachment - 83](#)
[Attachment - 84](#)

United States Patent and Trademark Office (USPTO)
Office Action (Official Letter) About Applicant's Trademark Application

U.S. Application Serial No.
90279467

Mark: BOMBOMBS HOT
CHOCOLATE BOMBS

Correspondence Address:

JENNIFER M. LANTZ
DUANE MORRIS LLP
2475 HANOVER STREET
PALO ALTO, CA 94304

Applicant: Coastal
Cocktails, Inc.

Reference/Docket No.
R3589-49

**Correspondence Email
Address:**

ipdocketing@duanemorris.com

NONFINAL OFFICE ACTION

The USPTO must receive applicant's response to this letter within six months of the issue date below or the application will be [abandoned](#). Respond using the Trademark Electronic Application System (TEAS). A link to the appropriate TEAS response form appears at the end of this Office action.

Issue date: April 08, 2021

The referenced application has been reviewed by the assigned trademark examining attorney. Applicant must respond timely and completely to the issue(s) below. 15 U.S.C. §1062(b); 37 C.F.R. §§2.62(a), 2.65(a); TMEP §§711, 718.03.

SUMMARY OF ISSUES

- Section 2(d) likelihood of confusion refusal;
- Application not entitled to register due to prior pending applications;
- Disclaimer requirement;
- Requirement for clarification of identification and classification of goods; and
- Requirements for multiple-class applications.

SECTION 2(d) LIKELIHOOD OF CONFUSION REFUSAL

Registration of the applied-for mark is refused because of a likelihood of confusion with the marks in U.S. Registration Nos. 5041699 and 5259531. Trademark Act Section 2(d), 15 U.S.C. §1052(d); *see* TMEP §§1207.01 *et seq.* See the attached registrations.

I. 2(d) STANDARD OF REVIEW

Trademark Act Section 2(d) bars registration of an applied-for mark that is so similar to a registered mark that it is likely consumers would be confused, mistaken, or deceived as to the commercial source of the goods and/or services of the parties. *See* 15 U.S.C. §1052(d). Likelihood of confusion is determined on a case-by-case basis by applying the factors set forth in *In re E. I. du Pont de Nemours & Co.*, 476 F.2d 1357, 1361, 177 USPQ 563, 567 (C.C.P.A. 1973) (called the “*du Pont* factors”). *In re i.am.symbolic, llc*, 866 F.3d 1315, 1322, 123 USPQ2d 1744, 1747 (Fed. Cir. 2017). Any evidence of record related to those factors need be considered; however, “not all of the *DuPont* factors are relevant or of similar weight in every case.” *In re Guild Mortg. Co.*, 912 F.3d 1376, 1379, 129 USPQ2d 1160, 1162 (Fed. Cir. 2019) (quoting *In re Dixie Rests., Inc.*, 105 F.3d 1405, 1406, 41 USPQ2d 1531, 1533 (Fed. Cir. 1997)).

Although not all *du Pont* factors may be relevant, there are generally two key considerations in any likelihood of confusion analysis: (1) the similarities between the compared marks and (2) the relatedness of the compared goods and/or services. *See In re i.am.symbolic, llc*, 866 F.3d at 1322, 123 USPQ2d at 1747 (quoting *Herbko Int'l, Inc. v. Kappa Books, Inc.*, 308 F.3d 1156, 1164-65, 64 USPQ2d 1375, 1380 (Fed. Cir. 2002)); *Federated Foods, Inc. v. Fort Howard Paper Co.*, 544 F.2d 1098, 1103, 192 USPQ 24, 29 (C.C.P.A. 1976) (“The fundamental inquiry mandated by [Section] 2(d) goes to the cumulative effect of differences in the essential characteristics of the goods [or services] and differences in the marks.”); TMEP §1207.01.

II. APPLICATION OF THE 2(d) STANDARD OF REVIEW

The cited registrations are marks for the following goods:

- Registration No. 5041699, BOMBOM for “Alcoholic beverages except beers; Prepared alcoholic cocktail”; and
- Registration No. 5259531, BOM BOM for “Alcoholic beverages except beers; alcoholic beverages, namely, beverages made with rum; alcoholic beverages, namely, beverages made with vodka; alcoholic beverages, namely, beverages made with whiskey; Prepared alcoholic cocktail; Alcoholic mixed beverages except beers”.

The cited registrations share common ownership.

The applicant’s mark is BOMBOMBS HOT CHOCOLATE BOMBS for: “Hot drink mixes; non-alcoholic drink mixes; cocoa-based drink mixes; chocolate confections; candy; molded chocolate confections; molded candies”.

A. COMPARISON OF SOUND, APPEARANCE AND MEANING

Marks are compared in their entireties for similarities in appearance, sound, connotation, and commercial impression. *Stone Lion Capital Partners, LP v. Lion Capital LLP*, 746 F.3d 1317, 1321, 110 USPQ2d 1157, 1160 (Fed. Cir. 2014) (quoting *Palm Bay Imps., Inc. v. Veuve Clicquot Ponsardin Maison Fondee En 1772*, 396 F.3d 1369, 1371, 73 USPQ2d 1689, 1691 (Fed. Cir. 2005)); TMEP §1207.01(b)-(b)(v). “Similarity in any one of these elements may be sufficient to find the marks confusingly similar.” *In re Inn at St. John’s, LLC*, 126 USPQ2d 1742, 1746 (TTAB 2018) (citing *In re Davia*, 110 USPQ2d 1810, 1812 (TTAB 2014)), *aff’d per curiam*, 777 F. App’x 516, 2019 BL 343921 (Fed. Cir. 2019); TMEP §1207.01(b).

Although marks are compared in their entireties, one feature of a mark may be more significant or dominant in creating a commercial impression. *See In re Viterro Inc.*, 671 F.3d 1358, 1362, 101 USPQ2d 1905, 1908 (Fed. Cir. 2012); *In re Nat’l Data Corp.*, 753 F.2d 1056, 1058, 224 USPQ 749, 751 (Fed. Cir. 1985); TMEP §1207.01(b)(viii), (c)(ii). Disclaimed matter that is descriptive of or generic for a party’s goods and/or services is typically less significant or less dominant when comparing marks. *In re Detroit Athletic Co.*, 903 F.3d 1297, 1305, 128 USPQ2d 1047, 1050 (Fed. Cir. 2018) (citing *In re Dixie Rests., Inc.*, 105 F.3d 1405, 1407, 41 USPQ2d 1531, 1533-34 (Fed. Cir. 1997)); TMEP §1207.01(b)(viii), (c)(ii). Here, the dominant portion of applicant’s mark BOMBOMBS HOT CHOCOLATE BOMBS is the term “BOMBOMBS”, as “HOT CHOCOLATE BOMBS” describes a key ingredient, feature, or function of the goods associated with the mark, and thus has less significance in comparing marks under a likelihood of confusion analysis.

Furthermore, consumers are generally more inclined to focus on the first word, prefix, or syllable in any trademark or service mark. *See Palm Bay Imps., Inc. v. Veuve Clicquot Ponsardin Maison Fondee En 1772*, 396 F.3d 1369, 1372, 73 USPQ2d 1689, 1692 (Fed. Cir. 2005) (finding similarity between VEUVE ROYALE and two VEUVE CLICQUOT marks in part because “VEUVE . . . remains a ‘prominent feature’ as the first word in the mark and the first word to appear on the label”); *Century 21 Real Estate Corp. v. Century Life of Am.*, 970 F.2d 874, 876, 23 USPQ2d 1698, 1700 (Fed. Cir. 1992) (finding similarity between CENTURY 21 and CENTURY LIFE OF AMERICA in part because “consumers must first notice th[e] identical lead word”); *see also In re Detroit Athletic Co.*, 903 F.3d 1297, 1303, 128 USPQ2d 1047, 1049 (Fed. Cir. 2018) (finding “the identity of the marks’ two initial words is particularly significant because consumers typically notice those words first”). Thus, the dominant, most distinctive portion of applicant’s mark BOMBOMBS HOT CHOCOLATE BOMBS is the first term in the mark, “BOMBOMBS”.

Marks may be confusingly similar in appearance where similar terms or phrases or similar parts of terms or phrases appear in the compared marks and create a similar overall commercial impression. *See Crocker Nat’l Bank v. Canadian Imperial Bank of Commerce*, 228 USPQ 689, 690-91 (TTAB 1986), *aff’d sub nom. Canadian Imperial Bank of Commerce v. Wells Fargo Bank, Nat’l Ass’n*, 811 F.2d 1490, 1495, 1 USPQ2d 1813, 1817 (Fed. Cir. 1987) (finding COMMCASH and COMMUNICASH confusingly similar); *In re Corning Glass Works*, 229 USPQ 65, 66 (TTAB 1985) (finding CONFIRM and CONFIRMCELLS confusingly similar); *In re Pellerin Milnor Corp.*, 221 USPQ 558, 560 (TTAB 1983) (finding MILTRON and MILLTRONICS confusingly similar); TMEP §1207.01(b)(ii)-(iii).

The dominant portion of applicant’s mark BOMBOMBS HOT CHOCOLATE BOMBS, “BOMBOMBS”, is confusingly similar to the mark BOMBOM in cited Reg. No. 5041699 and the mark BOM BOM in cited Reg. No. 5259531 because the marks share the same phonetic phrase “BOM BOM”, presented in the plural compound form “BOMBOMBS” in applicant’s mark, as a singular compound term “BOMBOM” in Reg. No. 5041699’s mark, and in the singular separate form “BOM BOM” in Reg. No. 5259531’s mark. Because the marks feature the same dominant phonetic phrase in singular and plural form, and in compound form and as separate terms, the marks at issue are likely to cause consumer confusion as to the source of related goods offered under such similar marks.

An applied-for mark that is the singular or plural form of a registered mark is essentially identical in sound, appearance, meaning, and commercial impression, and thus the marks are confusingly similar. *Swiss Grill Ltd., v. Wolf Steel Ltd.*, 115 USPQ2d 2001, 2011 n.17 (TTAB 2015) (holding “it is obvious that the virtually identical marks [the singular and plural of SWISS GRILL] are confusingly similar”); *Weider Publ’ns, LLC v. D & D Beauty Care Co.*, 109 USPQ2d 1347, 1355 (TTAB 2014) (finding the singular and plural forms of SHAPE to be essentially the same mark) (citing *Wilson v. Delaunay*, 245 F.2d 877, 878, 114 USPQ 339, 341 (C.C.P.A. 1957) (finding no material difference

between the singular and plural forms of ZOMBIE such that the marks were considered the same mark). The dominant portion of applicant's mark BOMBOMBS HOT CHOCOLATE BOMBS, "BOMBOMBS", is the phonetic plural of the cited mark BOMBOM in Reg. No. 5041699.

Slight differences in the sound of similar marks will not avoid a likelihood of confusion. *In re Energy Telecomms. & Elec. Ass'n*, 222 USPQ 350, 351 (TTAB 1983); *see In re Vittera Inc.*, 671 F.3d 1358, 1367, 101 USPQ2d 1905, 1912 (Fed. Cir. 2012).

The dominant portion of applicant's mark BOMBOMBS HOT CHOCOLATE BOMBS, "BOMBOMBS", has a meaning and commercial impression as both a play on the term "bonbon" for candy (*see* the attached dictionary definition from <https://www.merriam-webster.com/dictionary/bonbon> showing that "bonbon" and "bonbons" refer to candy), as well as suggesting "bombs", a popular descriptive term for a ball of chocolate containing hot cocoa mix and sometimes other candies for making hot cocoa beverages. *See* the attached articles from <https://www.tasteofhome.com/article/aldi-hot-cocoa-bombs-recipe/> and https://www.yahoo.com/lifestyle/jumbo-hot-cocoa-bombs-costco-152922440.html?guccounter=1&guce_referrer=aHR0cHM6Ly93d3cuZ29vZ2x1LmNvbS8&guce_referrer_sig=AQAAAD47UgSjzsz4CnNHNSsuJreKEznJoxWl6z_zADluCnL4F4MBvrJWSH6HU3ILRv_1IvsFV7EA8vx3PBvNCIXghCEBhc-7EE (website evidence excerpted to delete irrelevant advertisement captured following article) explaining the ingredients and current popularity of hot cocoa bombs. Similarly, registrant's BOMBOM and BOM BOM marks also call to mind treats -- bonbons, giving the marks at issue the same meaning and commercial impression as to their dominant portions.

B. COMPARISON OF GOODS

The compared goods and/or services need not be identical or even competitive to find a likelihood of confusion. *See On-line Careline Inc. v. Am. Online Inc.*, 229 F.3d 1080, 1086, 56 USPQ2d 1471, 1475 (Fed. Cir. 2000); *Recot, Inc. v. Becton*, 214 F.3d 1322, 1329, 54 USPQ2d 1894, 1898 (Fed. Cir. 2000); TMEP §1207.01(a)(i). They need only be "related in some manner and/or if the circumstances surrounding their marketing are such that they could give rise to the mistaken belief that [the goods and/or services] emanate from the same source." *Coach Servs., Inc. v. Triumph Learning LLC*, 668 F.3d 1356, 1369, 101 USPQ2d 1713, 1722 (Fed. Cir. 2012) (quoting *7-Eleven Inc. v. Wechsler*, 83 USPQ2d 1715, 1724 (TTAB 2007)); TMEP §1207.01(a)(i).

Consumers are like to confuse the source of applicant's and registrant's goods because the goods at issue have complementary uses. Where evidence shows that the goods at issue have complementary uses, and thus are often used together or otherwise purchased by the same purchasers for the same or related purposes, such goods have generally been found to be sufficiently related such that confusion would be likely if they are marketed under the same or similar marks. *See In re Martin's Famous Pastry Shoppe, Inc.*, 748 F.2d 1565, 1567, 223 USPQ 1289, 1290 (Fed. Cir. 1984) (holding bread and cheese to be related because they are often used in combination and noting that "[s]uch complementary use has long been recognized as a relevant consideration in determining a likelihood of confusion"); *In re Hester Indus., Inc.*, 231 USPQ 881, 882-83 (TTAB 1986) (holding bread and frozen chicken parts to be related because they are complementary goods that are appropriate for use together in sandwiches and may otherwise be sold to the same purchasers for use in a single meal); *In re Vienna Sausage Mfg. Co.*, 230 USPQ 799, 799-800 (TTAB 1986) (holding sausage and cheese to be related because they are complementary goods that may be used together in recipes, sandwiches, and hors d'oeuvres).

Applicant's goods "hot drink mixes; non-alcoholic drink mixes; cocoa-based drink mixes" are related to the Reg. No. 5041699's goods "Alcoholic beverages except beers; Prepared alcoholic cocktail" and the Reg. No. 5259531's goods "Alcoholic beverages except beers; alcoholic beverages, namely, beverages made with rum; alcoholic beverages, namely, beverages made with vodka; alcoholic beverages, namely, beverages made with whiskey; Prepared alcoholic cocktail; Alcoholic mixed beverages except beers" because non-alcoholic drink mixes such as applicant's goods are commonly combined with alcoholic beverages such as registrant's goods to create mixed drinks (cocktails). *See* the attached article from online encyclopedia Wikipedia.org at https://en.wikipedia.org/wiki/Drink_mixer, indicating that mixed drinks (cocktails) are created by combining non-alcoholic ingredients with alcohol. Furthermore, the same source commonly offers goods such as applicant's cocoa-based beverage mixes and hot cocoa mixes, as well as alcohol, all under the same mark. Additionally, applicant's identified goods "hot drink mixes" are worded broadly enough to encompass alcoholic hot drink mixes, and therefore those goods may encompass registrant's alcoholic beverages goods.

In addition to applicant's drink mixes goods being related to registrant's alcoholic beverages goods, applicant's "chocolate confections; candy; molded chocolate confections; molded candies" are also related to registrant's alcoholic beverages goods, as such goods are commonly offered by the same source, under the same mark. *See* the attached website evidence:

- <https://www.godivaliqueurs.com/> - liqueur and chocolates offered under the brand GODIVA;
- <https://drizly.com/liquor/liqueur/chocolate-sweet-liqueur/liquor-filled-chocolate/p120738> - liquor-filled chocolates packaged under the brand name of the alcohol;
- <https://www.wine-searcher.com/find/camus+napoleon+la+grand+marquis+cognac+france/1863> - alcoholic beverages offered under the brand CAMUS; and chocolates filled with alcohol, including the CAMUS brand, as shown available at <https://tomsgroup.com/en/brand-sites/anthon-berg/liquor-bottles/liq-pag---eng/>

The trademark examining attorney has attached evidence from the USPTO's X-Search database consisting of a number of third-party marks registered for use in connection with the same or similar goods as those of both applicant and registrant in this case. This evidence shows that the goods listed therein, namely cocoa, chocolate, drinks made with cocoa and chocolate, candy, hot chocolate, chocolate confectionery, and alcoholic beverages, are of a kind that may emanate from a single source under a single mark. See *In re I-Coat Co.*, 126 USPQ2d 1730, 1737 (TTAB 2018) (citing *In re Infinity Broad. Corp.*, 60 USPQ2d 1214, 1217-18 (TTAB 2001); *In re Albert Trostel & Sons Co.*, 29 USPQ2d 1783, 1785-86 (TTAB 1993); *In re Mucky Duck Mustard Co.*, 6 USPQ2d 1467, 1470 n.6 (TTAB 1988)); TMEP §1207.01(d)(iii).

Furthermore, as the goods of the applied for mark and the cited registrations are related and possibly overlapping, they may travel within the same channels of trade, such as through liquor stores, specialty beverage and foods providers, bars and restaurants.

C. SUMMARY OF 2(d) REVIEW

The applied for mark is confusingly similar to the cited registered marks because the marks at issue feature dominant portions that are phonetically identical and have the same meaning and commercial impression. Because the marks are confusingly similar and because the goods are related and/or travel within the same channels of trade, the applicant's mark is refused on grounds of likelihood of confusion.

Although applicant's mark has been refused registration, applicant may respond to the refusal by submitting evidence and arguments in support of registration.

Applicant should note the following additional bar to registration.

APPLICATION NOT ENTITLED TO REGISTER DUE TO PRIOR PENDING APPLICATIONS

The effective filing dates of pending U.S. Application Serial Nos. 88765157 and 88723807 precede applicant's filing date. See attached referenced applications. If one or more of the marks in the referenced applications register, applicant's mark may be refused registration under Trademark Act Section 2(d) because of a likelihood of confusion with the registered mark(s). See 15 U.S.C. §1052(d); 37 C.F.R. §2.83; TMEP §§1208 *et seq.* Therefore, upon receipt of applicant's response to this Office action, action on this application may be suspended pending final disposition of the earlier-filed referenced applications.

In response to this Office action, applicant may present arguments in support of registration by addressing the issue of the potential conflict between applicant's mark and the marks in the referenced applications. Applicant's election not to submit arguments at this time in no way limits applicant's right to address this issue later if a refusal under Section 2(d) issues.

Applicant must also respond to the following requirement(s).

DISCLAIMER REQUIREMENT

Applicant must disclaim the wording "HOT CHOCOLATE BOMBS" because it is merely descriptive of an ingredient, quality, characteristic, function, feature, purpose, or use of applicant's goods. See 15 U.S.C. §1052(e)(1); *DuoProSS Meditech Corp. v. Inviro Med. Devices, Ltd.*, 695 F.3d 1247, 1251, 103 USPQ2d 1753, 1755 (Fed. Cir. 2012); TMEP §§1213, 1213.03(a).

A "disclaimer" is a statement in the application record that an applicant does not claim exclusive rights to an unregistrable component of the mark. See *Schwarzkopf v. John H. Breck, Inc.*, 340 F.2d 978, 979-80, 144 USPQ 433, 433 (C.C.P.A. 1965); TMEP §1213. A disclaimer does not physically remove the disclaimed matter from the mark or otherwise affect the appearance of the mark. See *Schwarzkopf v. John H. Breck, Inc.*, 340 F.2d at 979, 144 USPQ2d at 433; TMEP §1213.

As the attached website evidence from <https://www.eater.com/22176330/hot-chocolate-bombs-explained> and <https://www.nytimes.com/2020/12/25/style/hot-chocolate-bombs-instagram-tiktok.html> shows, "HOT CHOCOLATE BOMBS" is the common descriptive phrase for a molded chocolate candy confection that houses hot chocolate mix and/or toppings, and is used to make a hot beverage. Applicant's identified goods of "Hot drink mixes; non-alcoholic drink mixes; cocoa-based drink mixes; chocolate confections; candy; molded chocolate confections; molded candies" will presumably be "HOT CHOCOLATE BOMBS" or will be used in their construction. Thus, the phrase "HOT CHOCOLATE BOMBS" describes a feature, function, characteristic, and/or ingredient of applicant's goods.

Applicant may respond to this issue by submitting a disclaimer in the following format:

No claim is made to the exclusive right to use "HOT CHOCOLATE BOMBS" apart from the mark as shown.

For an overview of disclaimers and instructions on how to provide one using the Trademark Electronic Application System (TEAS), see the

[Disclaimer webpage.](#)

REQUIREMENT FOR CLARIFICATION OF IDENTIFICATION AND CLASSIFICATION OF GOODS

The wording “Hot drink mixes; non-alcoholic drink mixes” in the identification of goods for International Class 030 must be clarified because it is too broad and could include goods in other international classes. *See* 37 C.F.R. §2.32(a)(6); TMEP §§1402.01, 1402.03. In particular, this wording could encompass:

- Class 005 Dietary supplement drink mixes; Powdered nutritional supplement drink mix
- Class 029 Non-alcoholic egg nog mixes; Dairy-based beverages
- Class 030 Mixes in the nature of concentrates, syrups or powders used in the preparation of tea based beverages; Cocoa mixes; Chocolate food beverages not being dairy-based or vegetable based; Chocolate-based beverages
- Class 032 Non-alcoholic cocktail mixes; Non-alcoholic mixes used in the preparation of alcoholic cocktails; Powders for making soft drinks; Concentrates and powders used in the preparation of energy drinks and fruit-flavored beverages
- Class 033 Alcoholic cocktail mixes.

Applicant may substitute the following wording, if accurate, for the entire identification of goods (additional or alternative wording is in bold font; blank underlines indicate additional information is required to clarify the identification clause; notes to applicant about how to clarify the identification wording are contained within brackets, but the amended identification should not include this bracketed text):

“Hot drink mixes , **namely**, _____ [specify goods – if goods are not in Class 030, applicant will need to add the additional class(es) as well as clarifying the nature of the goods]; non-alcoholic drink mixes **in the nature of concentrates, syrups or powders used in the preparation of chocolate-based beverages**; cocoa-based beverage mixes; hot cocoa mixes,” in International Class 030.

The identification of goods or services must be specific, definite, clear, accurate and concise. *See In re Societe Generale des Eaux Minerales de Vittel S.A.*, 1 USPQ2d 1296 (TTAB 1986), rev'd on other grounds, 824 F.2d 957, 3 USPQ2d 1450 (Fed. Cir. 1987); *Procter & Gamble Co. v. Economics Laboratory, Inc.*, 175 USPQ 505 (TTAB 1972), modified without opinion, 498 F.2d 1406, 181 USPQ 722 (C.C.P.A. 1974); *In re Cardinal Laboratories, Inc.*, 149 USPQ 709 (TTAB 1966); *California Spray-Chemical Corp. v. Osmose Wood Preserving Co. of America, Inc.*, 102 USPQ 321 (Comm'r Pats. 1954); *Ex parte A.C. Gilbert Co.*, 99 USPQ 344 (Comm'r Pats. 1953).

Applicant's goods and/or services may be clarified or limited, but may not be expanded beyond those originally itemized in the application or as acceptably amended. *See* 37 C.F.R. §2.71(a); TMEP §1402.06. Applicant may clarify or limit the identification by inserting qualifying language or deleting items to result in a more specific identification; however, applicant may not substitute different goods and/or services or add goods and/or services not found or encompassed by those in the original application or as acceptably amended. *See* TMEP §1402.06(a)-(b). The scope of the goods and/or services sets the outer limit for any changes to the identification and is generally determined by the ordinary meaning of the wording in the identification. TMEP §§1402.06(b), 1402.07(a)-(b). Any acceptable changes to the goods and/or services will further limit scope, and once goods and/or services are deleted, they are not permitted to be reinserted. TMEP §1402.07(e).

For assistance with identifying and classifying goods and services in trademark applications, please see the USPTO's online searchable [U.S. Acceptable Identification of Goods and Services Manual](#). *See* TMEP §1402.04.

REQUIREMENTS FOR MULTIPLE-CLASS APPLICATIONS

The application identifies goods that may be classed in more than one international class; therefore, applicant must satisfy all the requirements below for each international class based on Trademark Act Section 1(b):

- (1) [List the goods and/or services by their international class number](#) in consecutive numerical order, starting with the lowest numbered class.
- (2) [Submit a filing fee for each international class](#) not covered by the fee(s) already paid (view the [USPTO's current fee schedule](#)). Applicant must either submit the filing fees for the classes not covered by the submitted fees or restrict the application to the number of classes covered by the fees already paid.

See 37 C.F.R. §2.86(a); TMEP §§1403.01, 1403.02(c).

For an overview of the requirements for a Section 1(b) multiple-class application and how to satisfy the requirements online using the Trademark Electronic Application System (TEAS) form, see the [Multiple-class Application webpage](#).

The fee for adding classes to a TEAS Standard application is \$350 per class. *See* 37 C.F.R. §2.6(a)(1)(iii). For more information about adding classes to an application, see the [Multiple-class Application webpage](#).

How to respond. [Click to file a response to this nonfinal Office action.](#)

/Kaelie E. Kung/
Examining Attorney
Law Office 103
571-272-8265
kaelie.kung@uspto.gov

RESPONSE GUIDANCE

- **Missing the response deadline to this letter will cause the application to [abandon](#).** A response or notice of appeal must be received by the USPTO before midnight **Eastern Time** of the last day of the response period. TEAS and ESTTA maintenance or [unforeseen circumstances](#) could affect an applicant's ability to timely respond.
- **[Responses signed by an unauthorized party](#)** are not accepted and can **cause the application to [abandon](#)**. If applicant does not have an attorney, the response must be signed by the individual applicant, all joint applicants, or someone with [legal authority to bind a juristic applicant](#). If applicant has an attorney, the response must be signed by the attorney.
- If needed, **find [contact information for the supervisor](#)** of the office or unit listed in the signature block.

DESIGN MARK

Serial Number

78115940

Status

REGISTERED AND RENEWED

Word Mark

BING HAN

Standard Character Mark

No

Registration Number

2944764

Date Registered

2005/04/26

Type of Mark

TRADEMARK

Register

PRINCIPAL

Mark Drawing Code

(3) DESIGN PLUS WORDS, LETTERS AND/OR NUMBERS

Owner

Bing Han Pharmaceutical Factory Co., Ltd. CORPORATION TAIWAN Kuan-Tyen District No. 81, Cheng Kung Street Tainan Hsien TAIWAN 00000

Goods/Services

Class Status -- ACTIVE. IC 029. US 046. G & S: Milk powder, milk, bean curd, cooking animal oils, cooking vegetable oils, fruit jellies, fruit jellies powder, meats, meat products, namely, luncheon meat and bologna, marine products, namely, seafood, processed marine products, namely, tuna and crabmeat, eggs, essence of chicken. First Use: 2002/03/19. First Use In Commerce: 2004/09/15.

Goods/Services

Class Status -- ACTIVE. IC 030. US 046. G & S: Tea leaves; tea; coffee; cocoa; chocolate; drinks made from tea leaves, coffee, cocoa, and chocolate; ice; ice products, namely, flavored ices and ice cubes; seasoning ingredients in general type; sugar; honey; bread; toast; puddings; glutinous rice cake; processed grain powder, namely, rice mix and flour mix; noodles; quickly cooking noodles; processed grain deserts, namely, ricecakes; dumplings; rice; and cooked rice. First Use: 2002/03/19. First Use In Commerce: 2004/09/15.

Goods/Services

Class Status -- ACTIVE. IC 031. US 001 046. G & S: Fresh fruits and vegetables; live animals; fresh marine products, namely, seafood; living plants; live flowering plants; live flowers; flower seeds; agricultural seeds; agricultural grains for planting; and unprocessed grains for eating. First Use: 2002/03/19. First Use In Commerce: 2004/09/15.

Goods/Services

Class Status -- ACTIVE. IC 032. US 045 046 048. G & S: Beer; soda water; fruit juice; mineral water; and sports drinks cola. First Use: 2002/03/19. First Use In Commerce: 2004/09/15.

Goods/Services

Class Status -- ACTIVE. IC 033. US 047 049. G & S: Alcoholic drinks, namely, champagne, brandy, whiskey, vodka, fruit liquors, refined sake, sorghum liquors, wu chia pi liquors, mao tai liquors, rum, absinth, ginseng liquors, rice liquors, aperitif, pear liquors, cyder, plum liquors, distilled liquors, and snake liquors. First Use: 2002/03/19. First Use In Commerce: 2004/09/15.

Description of Mark

The mark consists of a stylized ginseng root holding by two stylized hands.

Colors Claimed

Color is not claimed as a feature of the mark.

Translation Statement

The non-Latin characters in the mark transliterates to "BING HAN", and this means no specific meaning in English.

Filing Date

2002/03/19

Examining Attorney

GRAY, CAROLYN

Attorney of Record

Michael Kondoudis



BING HAN

炳 翰

DESIGN MARK

Serial Number

85983650

Status

REGISTERED

Word Mark

WORLD MARKET EST PRODUCT NO PRODUCT OF

Standard Character Mark

No

Registration Number

4834347

Date Registered

2015/10/20

Type of Mark

TRADEMARK

Register

PRINCIPAL

Mark Drawing Code

(3) DESIGN PLUS WORDS, LETTERS AND/OR NUMBERS

Owner

Cost Plus Management Services, Inc. CORPORATION CALIFORNIA 200 4th
Street Oakland CALIFORNIA 94607

Goods/Services

Class Status -- ACTIVE. IC 029. US 046. G & S: Edible oils;
Processed edible seeds and nuts; Processed olives; Dips; Jellies and
jams; Potato chips, vegetable chips; Snack mixes consisting primarily
of processed nuts; Dried fruits and dried fruit mixes; Smoked fish;
fruit based meal replacement bars. First Use: 2007/08/00. First Use
In Commerce: 2007/08/00.

Goods/Services

Class Status -- ACTIVE. IC 030. US 046. G & S: Candy; Cookies;
Chocolate covered pretzels; Chocolate-based spread also containing
nuts; Cocoa and cocoa based beverages; Coffee and tea; Salsa; Vinegar;
Spices and food seasonings; Pasta and pasta sauces; Simmer sauces;
Rice and processed grains; Popcorn; Tortilla chips; Crackers; Snack
mixes consisting primarily of crackers, pretzels and/or popped
popcorn. First Use: 2007/08/00. First Use In Commerce: 2007/08/00.

Goods/Services

Print: Mar 24, 2021

85983650

Class Status -- ACTIVE. IC 033. US 047 049. G & S: Wine. First Use: 2008/00/00. First Use In Commerce: 2008/00/00.

Prior Registration(s)

2347302;2422735;2438006;AND OTHERS

Disclaimer Statement

NO CLAIM IS MADE TO THE EXCLUSIVE RIGHT TO USE "EST.", "PRODUCT NO" AND "PRODUCT OF" APART FROM THE MARK AS SHOWN.

Description of Mark

The mark consists of the words "WORLD MARKET" on a scalloped banner above a rectangle composed of one large rectangle containing the words "PRODUCT OF" and two smaller rectangles, one containing the letters "EST" and one containing the words "PRODUCT NO".

Colors Claimed

Color is not claimed as a feature of the mark.

Filing Date

2013/05/22

Examining Attorney

SPARACINO, MARK

Attorney of Record

Katherine Keating

WORLD MARKET.

EST.

PRODUCT OF

PRODUCT N°

DESIGN MARK

Serial Number

87000367

Status

REGISTERED

Word Mark

VITALIO

Standard Character Mark

No

Registration Number

5238019

Date Registered

2017/07/04

Type of Mark

TRADEMARK

Register

PRINCIPAL

Mark Drawing Code

(3) DESIGN PLUS WORDS, LETTERS AND/OR NUMBERS

Owner

Stephen Nkansah INDIVIDUAL UNITED STATES P.O. Box 1742 Birmingham
MICHIGAN 48012

Goods/Services

Class Status -- ACTIVE. IC 030. US 046. G & S: Tea; tea essences; coffee; coffee substitutes; coffee drinks; instant coffee; coffee based drinks; tea based beverages; herbal infusions; tea for infusers; herbal tea; fruit teas; cocoa; cocoa beverages, namely, cocoa-based beverages; instant tea; tea mixtures, namely, mixtures of teas and mixes for making tea. First Use: 2017/01/12. First Use In Commerce: 2017/01/12.

Goods/Services

Class Status -- ACTIVE. IC 032. US 045 046 048. G & S: Non-alcoholic beverages, namely, non-alcoholic fruit juice beverages including flavored water and vitamin based waters, namely, drinking water with vitamins; aerated water; aerated juices, namely, aerated fruit juices; aloe vera drink; beverages consisting principally of fruit juices; beverages, namely, fruit and vegetable juices containing vitamins; preparations for making beverages, namely, fruit juices; carbonated non-alcoholic drinks namely, fruit flavored carbonated

drinks; concentrated fruit juice; fruit juice; non-alcoholic cordials; energy drinks; essences for making non-alcoholic beverages; fruit beverages; fruit based beverages; fruit drinks; fruit mix drinks; fruit flavored beverages; isotonic beverages; mineral waters; smoothies; soft drinks; syrups for beverages; vegetable drinks; vegetable juices; bottled water. First Use: 2017/01/12. First Use In Commerce: 2017/01/12.

Goods/Services

Class Status -- ACTIVE. IC 029. US 046. G & S: Non-dairy milk, in the nature of nut-based milk, almond milk, coconut milk, vegetable-based milk, hemp milk, rice milk and soy milk. First Use: 2017/01/12. First Use In Commerce: 2017/01/12.

Goods/Services

Class Status -- ACTIVE. IC 033. US 047 049. G & S: Alcoholic cordials. First Use: 2017/01/12. First Use In Commerce: 2017/01/12.

Description of Mark

The mark consists of the word "vitalio" with a drawing of a leaf above the letter "a".

Colors Claimed

Color is not claimed as a feature of the mark.

Translation Statement

The wording "VITALIO" has no meaning in a foreign language.

Filing Date

2016/04/14

Examining Attorney

BELL, MARLENE

vitálio

DESIGN MARK

Serial Number

87147717

Status

REGISTERED

Word Mark

TERP

Standard Character Mark

Yes

Registration Number

5166429

Date Registered

2017/03/21

Type of Mark

TRADEMARK

Register

PRINCIPAL

Mark Drawing Code

(4) STANDARD CHARACTER MARK

Owner

Bloom Innovations, Inc. CORPORATION NEVADA Suite C #420 26016 Blanding Ave. Alameda CALIFORNIA 94501

Goods/Services

Class Status -- ACTIVE. IC 030. US 046. G & S: Tea; Tea substitutes; Tea-based beverages; Tea bags; Tea extracts; Instant tea; Syrups for making tea; Mixes for making tea; Coffee; Coffee substitutes; Coffee essences; Coffee extracts; Coffee beans; Ground coffee beans; Coffee capsules containing coffee for brewing; Coffee based beverages; Iced coffee; Artificial coffee and tea; Instant coffee; Chocolate-based beverages; Hot chocolate; Herbal infusions. First Use: 2014/08/22. First Use In Commerce: 2014/08/22.

Goods/Services

Class Status -- ACTIVE. IC 032. US 045 046 048. G & S: Bottled water; Drinking water; Flavored waters; Soda water; Fruit beverages; Vegetable drinks; Herbal juices; Smoothies; Soft drinks, namely, soda; Syrups for making beverages; Energy drinks; Sports drinks; Non-alcoholic cocktails; Non-alcoholic cocktail bases; Non-alcoholic wine; Non-alcoholic beer; Non-alcoholic beverages flavored with coffee; Non-alcoholic beverages flavored with tea; Beer; Ale; Lager;

Stout; Porter; Shandy. First Use: 2014/08/22. First Use In Commerce: 2014/08/22.

Goods/Services

Class Status -- ACTIVE. IC 033. US 047 049. G & S: Spirits and liqueurs; Wine; Sake; Aperitifs; Alcoholic punches; Alcoholic beverages except beer. First Use: 2014/08/22. First Use In Commerce: 2014/08/22.

Filing Date

2016/08/23

Examining Attorney

BLAIR, JASON

Attorney of Record

Michael W. Schroeder

TERP

Print: Mar 24, 2021

87158669

DESIGN MARK

Serial Number

87158669

Status

REGISTERED

Word Mark

NATURE MEETS TASTE

Standard Character Mark

Yes

Registration Number

5233944

Date Registered

2017/06/27

Type of Mark

TRADEMARK

Register

PRINCIPAL

Mark Drawing Code

(4) STANDARD CHARACTER MARK

Owner

Stephen K. Nkansah INDIVIDUAL UNITED STATES P.O. Box 1742 Birmingham
MICHIGAN 48012

Goods/Services

Class Status -- ACTIVE. IC 032. US 045 046 048. G & S:
Non-alcoholic beverages, namely, non-alcoholic fruit juice beverages
including flavored water and vitamin based waters, namely, drinking
water with vitamins; aerated water; aerated juices, namely, aerated
fruit juices; aloe vera drink; beverages consisting principally of
fruit juices; beverages, namely, fruit and vegetable juices containing
vitamins; preparations for making beverages, namely, fruit juices;
carbonated non-alcoholic drinks, namely, fruit flavored carbonated
drinks; concentrated fruit juice; fruit juice; non-alcoholic cordials;
energy drinks; essences for making non-alcoholic beverages; fruit
beverages; fruit based beverages; fruit drinks; fruit mix drinks;
fruit flavored beverages; isotonic beverages; mineral waters;
smoothies; soft drinks; syrups for beverages; vegetable drinks;
vegetable juices; bottled water. First Use: 2017/01/12. First Use In
Commerce: 2017/01/12.

Goods/Services

Class Status -- ACTIVE. IC 029. US 046. G & S: Non-dairy milk, in the nature of nut-based milk, almond milk, coconut milk, vegetable-based milk, hemp milk, rice milk and soy milk. First Use: 2017/01/12. First Use In Commerce: 2017/01/12.

Goods/Services

Class Status -- ACTIVE. IC 030. US 046. G & S: Tea; tea essences; coffee; coffee substitutes; coffee drinks; instant coffee; coffee based drinks; tea based beverages; herbal infusions; tea for infusers; herbal tea; fruit teas; cocoa; cocoa beverages, namely, cocoa-based beverages; instant tea; tea mixtures, namely, mixtures of teas and mixes for making tea. First Use: 2017/01/12. First Use In Commerce: 2017/01/12.

Goods/Services

Class Status -- ACTIVE. IC 033. US 047 049. G & S: Alcoholic cordials. First Use: 2017/01/12. First Use In Commerce: 2017/01/12.

Filing Date

2016/09/01

Examining Attorney

SPILS, CAROL

NATURE MEETS TASTE

DESIGN MARK

Serial Number

87173493

Status

REGISTERED

Registration Number

5404353

Date Registered

2018/02/20

Type of Mark

TRADEMARK

Register

PRINCIPAL

Mark Drawing Code

(2) DESIGN ONLY

Owner

KIRIN HOLDINGS KABUSHIKI KAISHA A/T/A KIRIN HOLDINGS COMPANY, LIMITED
CORPORATION JAPAN 10-2, NAKANO 4-CHOME NAKANO-KU, TOKYO JAPAN

Goods/Services

Class Status -- ACTIVE. IC 032. US 045 046 048. G & S: (Based on Use) (Based on 44(e)) Beer; non-alcoholic beer (Based on 44(e)) low malt beer; non-alcoholic malt coolers containing fruit juices and tea flavor; soft drinks, isotonic drinks, energy drinks; aerated water; mineral water; seltzer water; drinking water; fruit flavored water; fruit juices; soy-based beverages not being milk substitutes; vegetable juices; non-alcoholic fruits extracts used in the preparation of beverages; syrups for beverages; concentrates in the form of pastilles and powders used in the preparation of effervescing soft drinks; extracts of hops for making beer; whey beverages; essences for the manufacture of liqueurs. First Use: 1907/04/00. First Use In Commerce: 1949/01/00.

Goods/Services

Class Status -- ACTIVE. IC 033. US 047 049. G & S: (Based on 44(e)) alcoholic beverages, except beer; spirits; aperitifs; sake; prepared alcoholic cocktails.

Goods/Services

Class Status -- ACTIVE. IC 030. US 046. G & S: (Based on 44(e)) Coffee; coffee-based beverages; cocoa; cocoa-based beverages; chocolate-based beverages; tea; tea-based beverages; seasonings; condiments, namely, prepared horseradish, soya bean paste; sauces;

meat gravies; ketchup; soy sauce; vinegar; salad dressings; mayonnaise; fructose for food; sugar; maltose for food; honey; glucose for food; starch syrup; table salt mixed with sesame seeds; salt; roasted and ground sesame seeds; celery salt; spices; flavorings, other than essential oils, for beverages and foods; husked rice; husked oats; husked barley; flour; gluten additives for culinary purposes; preparations made from cereals, namely, breakfast cereal, processed cereal, ready-to-eat cereal, cereal based snack foods, cereal based energy bars; farinaceous food pastes for human consumption; almond paste; Chinese stuffed dumplings (gyoza, cooked); Chinese steamed dumplings, cooked (shumai); sushi; fried balls of batter mix with small pieces of octopus (takoyaki); boxed lunches consisting primarily of rice, with added meat, fish and vegetables; ravioli; fermented rice for food (koji); yeast; baking powder; mixes for bakery goods; ice cream mixes; sherbet mixes; flavored ices; confectionery, namely, candy, fondant, and frozen confectionery; bread and buns; pastries; sandwiches; steamed buns stuffed with minced meat (niku-manjuh); pizzas; meat pies; meat tenderizer; starch-based thickeners for whipped cream; thickening agents for use in cooking; sake lees, namely, the rice-mash sediment from fermentation of sake, for food.

Foreign Country Name

JAPAN

Foreign Priority

FOREIGN PRIORITY CLAIMED

Foreign Application Number

2016-092095

Foreign Filing Date

2016/08/23

Foreign Registration Number

5949466

Foreign Registration Date

2017/05/26

Foreign Expiration Date

2027/05/26

Prior Registration(s)

2604185

Description of Mark

The mark consists of a stylized image of a Kirin, a mythical hooved Chinese chimerical creature.

Colors Claimed

Print: Mar 24, 2021

87173493

Color is not claimed as a feature of the mark.

Filing Date

2016/09/16

Examining Attorney

MCDORMAN ROGER THOMAS

Attorney of Record

Karen Lim



DESIGN MARK

Serial Number

88308725

Status

REGISTERED

Registration Number

5856450

Date Registered

2019/09/10

Type of Mark

TRADEMARK; SERVICE MARK

Register

PRINCIPAL

Mark Drawing Code

(2) DESIGN ONLY

Owner

Camus La Grande Marque SA société anonyme (sa) FRANCE 29 rue
Marguerite de Navarre Cognac FRANCE F-16100

Goods/Services

Class Status -- ACTIVE. IC 030. US 046. G & S: Coffee;
Coffee-based beverages; chocolate-based beverages; chocolate. First
Use: 2010/02/28. First Use In Commerce: 2010/02/28.

Goods/Services

Class Status -- ACTIVE. IC 033. US 047 049. G & S: Alcoholic
beverages, except beer. First Use: 2012/08/31. First Use In
Commerce: 2012/08/31.

Goods/Services

Class Status -- ACTIVE. IC 035. US 100 101 102. G & S: Advertising
services; business administration and management; organization of
exhibitions for commercial or advertising purposes.

Goods/Services

Class Status -- ACTIVE. IC 043. US 100 101. G & S: Restaurants;
bar services; cafés; cafeterias; catering of food and drink; snack-bar
services.

Foreign Country Name

FRANCE

Foreign Registration Number

Print: Mar 24, 2021

88308725

3791742

Foreign Registration Date

2010/12/17

Foreign Expiration Date

2020/12/17

Foreign Renewal Registration Date

2020/12/17

Description of Mark

The mark consists of a clover design.

Colors Claimed

Color is not claimed as a feature of the mark.

Filing Date


2019/02/20

Examining Attorney

ROSENBERG, MIAH

Attorney of Record

Emilia F. Cannella



DESIGN MARK

Serial Number

88699769

Status

REGISTERED

Word Mark

CIPRIANI FOOD

Standard Character Mark

No

Registration Number

6084703

Date Registered

2020/06/23

Type of Mark

TRADEMARK

Register

PRINCIPAL

Mark Drawing Code

(3) DESIGN PLUS WORDS, LETTERS AND/OR NUMBERS

Owner

Cipriani Group, Inc. CORPORATION NEW YORK 110 East 42nd Street New York NEW YORK 10017

Goods/Services

Class Status -- ACTIVE. IC 029. US 046. G & S: Jellies; Jams; Edible oils; Olive oil for food; Extra virgin olive oil for food. First Use: 1997/06/01. First Use In Commerce: 1997/06/01.

Goods/Services

Class Status -- ACTIVE. IC 030. US 046. G & S: Coffee; Tea; Cocoa; Rice; Flour and preparations from cereals, namely, pasta, spaghetti, bread, biscuits and pastries; Confectionery, namely, chocolate, honey, and sweets; Vinegar; Sauces. First Use: 1997/06/01. First Use In Commerce: 1997/06/01.

Goods/Services

Class Status -- ACTIVE. IC 033. US 047 049. G & S: Wines; Aperitifs; Prepared alcoholic cocktails; Alcoholic cocktail mixes. First Use: 1997/06/01. First Use In Commerce: 1997/06/01.

Prior Registration(s)

3633746;3996613;5259806

Disclaimer Statement

NO CLAIM IS MADE TO THE EXCLUSIVE RIGHT TO USE "FOOD" APART FROM THE MARK AS SHOWN.

Description of Mark

The mark consists of a stylized representation of a bartender holding a cocktail mixer, a diagonal line appearing below him, with three beverage glasses in front of him. Below the design is the stylized text "CIPRIANI FOOD".

Colors Claimed

Color is not claimed as a feature of the mark.

Filing Date

2019/11/20

Examining Attorney

ALESKOW, DAVID

Attorney of Record

Donna L. Mirman



CIPRIANI
FOOD

Print: Apr 8, 2021

86351124

DESIGN MARK

Serial Number

86351124

Status

REGISTERED

Word Mark

BOMBOM

Standard Character Mark

Yes

Registration Number

5041699

Date Registered

2016/09/13

Type of Mark

TRADEMARK

Register

PRINCIPAL

Mark Drawing Code

(4) STANDARD CHARACTER MARK

Owner

Liquid Evolutions LLC LIMITED LIABILITY COMPANY CONNECTICUT 48 Union
Street #1C Stamford CONNECTICUT 06906

Goods/Services

Class Status -- ACTIVE. IC 033. US 047 049. G & S: Alcoholic
beverages except beers; Prepared alcoholic cocktail. First Use:
2016/07/08. First Use In Commerce: 2016/07/08.

Filing Date

2014/07/29

Examining Attorney

LEE, YAT SYE

BOMBOM

Print: Apr 8, 2021

87205903

DESIGN MARK

Serial Number

87205903

Status

REGISTERED

Word Mark

BOM BOM

Standard Character Mark

Yes

Registration Number

5259531

Date Registered

2017/08/08

Type of Mark

TRADEMARK

Register

PRINCIPAL

Mark Drawing Code

(4) STANDARD CHARACTER MARK

Owner

Liquid Evolutions LLC LIMITED LIABILITY COMPANY CONNECTICUT 48 Union Street, #1C Stamford CONNECTICUT 06906

Goods/Services

Class Status -- ACTIVE. IC 033. US 047 049. G & S: Alcoholic beverages except beers; alcoholic beverages, namely, beverages made with rum; alcoholic beverages, namely, beverages made with vodka; alcoholic beverages, namely, beverages made with whiskey; Prepared alcoholic cocktail; Alcoholic mixed beverages except beers. First Use: 2016/07/08. First Use In Commerce: 2016/07/08.

Filing Date

2016/10/17

Examining Attorney

SIMCOX, KYLE

BOM BOM



SINCE 1828

GAMES | BROWSE THESAURUS | WORD OF THE DAY | WORDS AT PLAY

bonbon



Dictionary

Thesaurus

bonbon noun

bon·bon | \ ˈbän-,bän \

Definition of *bonbon*

- 1 : a candy with chocolate or fondant coating and fondant center that sometimes contains fruits and nuts
- 2 : something that is pleasing in a light or frivolous way
*// singing pop **bonbons***

Examples of *bonbon* in a Sentence

Recent Examples on the Web

// This year, her sufganiyot menu includes a cookies-and-cream-filled version with a white chocolate coating; one that pays homage to the Ferrero Rocher *bonbon*; and another one showered with crushed walnuts atop a sea of dark chocolate.
— Flora Tsapovsky, *SFChronicle.com*, "Not just any jelly doughnut: Over-the-top sufganiyot take off in the Bay Area for Hanukkah," 2 Dec. 2020

// Its notes of fig, black tea, and Bourbon vetiver are as decadent as a *bonbon*, but there's plenty of iris and sandalwood to enjoy too.

— Janelle Okwodu, *Vogue*, "Winter's Best Fragrances Are Perfect for

WORD OF THE DAY

savvy

[See Definitions and Examples »](#)

Get Word of the Day daily email!

Your email address:

SUBSCRIBE

Gifting," 25 Nov. 2020

// Her *bonbons* and caramels come packaged in whimsical boxes that make for nice gifts.

— *NBC News*, "Order these delicious artisanal Asian snacks for summer," 18 May 2020

// The theme that the Manhattan chocolatier Joan Coukos, of Chocolat Moderne, has selected for this collection of *bonbons* is English desserts.

— Florence Fabricant, *New York Times*, "Chocolates for Quarantine Teatime," 17 July 2019

// Beyond Sweets Arcor, the maker of Aguila chocolates, Bon o Bon *bonbons*, and La Campagnola fruit jams, is likely to increase its stake in Argentina's largest dairy producer, Mastellone Hermanos SA, to become its controlling shareholder, Pagani said.

— Scott Squires, *Bloomberg.com*, "Arcor Eyes Mexico, Africa for Growth Amid Argentine Slowdown," 5 May 2020

// Each essay is a *bonbon* as delicious as any Instagram animal pic.

— Lorraine Berry, *Los Angeles Times*, "21 new and classic books to keep you in touch with the natural world," 6 Apr. 2020

// This chocolatier offers bars, *bonbons*, ice cream, and hot chocolate.

— *al*, "Take a food-focused trip to Raleigh, North Carolina," 19 Mar. 2020

// Afterward, as two young churchgoers helped him sell DVDs and *bonbons*, the head pastor told us that the local drug boss had been in attendance.

— Alex Cuadros, *Harper's magazine*, "'My Gang Is Jesus,'" 20 Jan. 2020

These example sentences are selected automatically from various online news sources to reflect current usage of the word 'bonbon.' Views expressed in the examples do not represent the opinion of Merriam-Webster or its editors. [Send us feedback](#).

See More ⊕⊖

First Known Use of *bonbon*

TEST YOUR VOCABULARY

Early Spring 2021 Words of the Day Quiz

Which is a synonym of **inimitable**?

bogus **tangible**

peerless **meritless**

Test your visual vocabulary with our 10-question challenge!

TAKE THE QUIZ »

Spell words. Make bears.

TAKE THE QUIZ »

1770, in the meaning defined at [sense 1](#)

History and Etymology for *bonbon*

French, reduplication of *bon* good, from Latin *bonus* — more at [BOUNTY](#)

Learn More about *bonbon*

Share *bonbon*



Time Traveler for *bonbon*



The first known use of *bonbon* was in 1770

[See more words from the same year](#)

Watch More on *bonbon*

How to Read a French Menu

How to 'amuse-bouche' without begging pardon for your French

From the Editors at Merriam-Webster



8 of the Sweetest Words for Candy

Dictionary Entries near *bonbon*

[Bonaventura](#)

[bonavist](#)

[bona waviata](#)

bonbon

[bonbonnière](#)

[bonbon spoon](#)

[Bon, Cape](#)

Statistics for *bonbon*

[See More Nearby Entries](#)

Cite this Entry

"Bonbon." *Merriam-Webster.com Dictionary*, Merriam-Webster, <https://www.merriam-webster.com/dictionary/bonbon>. Accessed 8 Apr. 2021.

Style: MLA



style: MLA

More Definitions for *bonbon*

bonbon **noun**

English Language Learners Definition of *bonbon*

: a type of candy that usually has a chocolate cover and a soft center

[See the full definition for *bonbon* in the English Language Learners Dictionary](#)

bonbon **noun**

bon·bon | \ 'băn-,băn \

Kids Definition of *bonbon*

: a candy with a soft coating and a creamy center

More from Merriam-Webster on *bonbon*

MORE FROM MERRIAM-WEBSTER ON *bonbon*

English: [Translation of *bonbon* for Spanish Speakers](#)

Britannica.com: [Encyclopedia article about *bonbon*](#)

Comments on *bonbon*

What made you want to look up *bonbon*? Please tell us where you read or heard it (including the quote, if possible).


Show Comments 

Love words? Need even more definitions?

Subscribe to America's largest dictionary and get thousands more definitions and advanced search—ad free!

MERRIAM-WEBSTER UNABRIDGED

WORDS AT PLAY



Words We're Watching: (Figurative) 'Super-Spreader'

They can spread more than
disease

The Piratical History of 'Filibuster'

It won't take long to read

The Words of the Week - 4/2/2021

Words from the week of
4/2/2021

'Vaxication': All I Ever Wanted

For those who get the shot and
go.

ASK THE EDITORS



'All Intensive Purposes' or 'All Intents and Purposes'?

We're intent on clearing it up



'Nip it in the butt' or 'Nip it in the bud'?

We're gonna stop you right
there



Literally

How to use a word that
(literally) drives some pe...



Is Singular 'They' a Better Choice?

The awkward case of 'his or
her'

WORD GAMES



Early Spring 2021 Words of the Day Quiz

A new challenger approaches.



Advanced Vocabulary Quiz

Tough words and tougher
competition.

[TAKE THE QUIZ >](#)



Name That Thing

Test your visual vocabulary
with our 10-question ...

[TAKE THE QUIZ >](#)



[PLAY THE GAME >](#)

TAKE THE QUIZ >

TAKE THE QUIZ >

TAKE THE QUIZ >

Learn a new word every day.
Delivered to your inbox!

Your email address

SUBSCRIBE

OTHER MERRIAM-WEBSTER DICTIONARIES

LEARNER'S ESL DICTIONARY
VISUAL DICTIONARY
SCRABBLE® WORD FINDER

MERRIAM-WEBSTER'S UNABRIDGED DICTIONARY
BRITANNICA ENGLISH - ARABIC TRANSLATION
ENGLISH - SPANISH-ENGLISH TRANSLATION

Browse the Dictionary: [A](#) [B](#) [C](#) [D](#) [E](#) [F](#) [G](#) [H](#) [I](#) [J](#) [K](#) [L](#) [M](#) [N](#) [O](#) [P](#) [Q](#) [R](#) [S](#) [T](#) [U](#) [V](#) [W](#) [X](#) [Y](#) [Z](#) [0-9](#)

[Home](#) | [Help](#) | [Apps](#) | [About Us](#) | [Shop](#) | [Advertising Info](#) | [Dictionary API](#) | [Contact Us](#) | [Join MWU](#) | [Videos](#) |
[Word of the Year](#) | [Puku](#) | [Vocabulary Resources](#) | [Law Dictionary](#) | [Medical Dictionary](#) | [Privacy Policy](#) | [Terms of Use](#) |
[Do Not Sell My Info](#)

[Browse the Thesaurus](#) | [Browse the Medical Dictionary](#) | [Browse the Legal Dictionary](#)

© 2021 Merriam-Webster, Incorporated

Skip to main content

Google Chrome

Apple Safari

Mozilla Firefox

Microsoft Edge



Taste of Home

SUBMIT A RECIPE

LOGIN

JOIN



FREE TOTE
when you subscribe to
Taste of Home today!

Subscribe Now

Gift



RECIPES

DINNER

BAKING

SHOP

VIDEOS

SUBSCRIBE



Sign up for Our Newsletters >

ADVERTISEMENT

Taste of Home

Get Recipes
Delivered to Your Inbox!

Sign Up »



Home > Food News > Grocery Stores

Aldi Just Dropped Their Recipe for Hot Cocoa Bombs—Here's How to Make Them



Melany Love

Updated: Dec. 17, 2020



Every editorial product is independently selected, though we may be compensated or receive an affiliate commission if you buy something through our links.





COURTESY @BROWNEDBUTTERBLONDIE/INSTAGRAM

As if anyone can have too many hot cocoa bombs, am I right?

We all love ourselves a good hot cocoa bomb. We've even made a [hot cocoa bomb list](#) for the occasion! But what if you'd rather make some yourself...in your *own* style? Don't worry, we've got just the thing for you this holiday season: Aldi's hot cocoa bomb recipe!

What Are Hot Cocoa Bombs?

If you haven't been keeping up on the hot cocoa trends this year, you might not know that hot cocoa bombs have exploded in popularity lately—pun intended. Costco kicked it all off with their [16-pack of hot cocoa bombs](#), and Target wasn't far behind with their own [Wondershop variety](#).

A hot cocoa bomb is simply a ball of chocolate that contains marshmallows, hot cocoa mix and, sometimes, sprinkles. All you have to do to feel the *magic* this winter is pop a bomb into your mug, pour some steamed milk over it, mix



ADVERTISEMENT

EXPERIENCE IS EVERYTHING.

Helping investors make smarter decisions for over 200 years, no matter which way the market swings.

J.P.Morgan
Wealth Management

[LEARN MORE](#)

J.P. Morgan Securities LLC, Member FINRA/SIPC

Now Trending



Should You Still Wear a Mask While Grocery Shopping? A Nurse Explains the Latest CDC Recommendations



8 Easter Desserts You Can Get at Aldi Right Now



17 Brand-New Finds That Are Coming to Aldi in April

the concoction together and *voilà!* It's the perfect treat for any chilly occasion.

How to Make Aldi Hot Cocoa Bombs

You'll need a few Aldi things before you get cookin'. If you have plans to make hot cocoa bombs this weekend, make sure these items end up in your [grocery delivery](#) cart. (No quarters necessary.)



SPONSORED CONTENT

More Birds Elixir Hummingbird Feeder in Red

By [PetSmart](#)

Yield: 4 hot cocoa bombs

Ingredients

- 1 package of Moser Roth Dark Collection 70% Cocoa Chocolate Bar, finely chopped
- 1/2 cup of Baker's Corner Mini Semi-Sweet Chocolate Morsels
- 1 package of Beaumont Cocoa Hot Cocoa Mix
- Spangler Candy Canes, crushed
- Baker's Corner Miniature Marshmallows
- 3-inch silicone sphere molds

These particular cocoa bombs were created in Aldi's Test Kitchen by the ever-talented Chef Trevor. For this particular recipe, prep time will be around 10 minutes and cook time will also be around 10 minutes (with about 25 minutes to set).

Directions

ADVERTISEMENT

Take back
control of your
**media
investment**

VISIT [INTEGRALADS.COM](https://integralads.com)

IAS Integral
Ad Science

Step 1: Melt Your Chocolate



COURTESY @BROWNEDBUTTERBLONDIE/INSTAGRAM

Start with a double-boiler over medium-low heat. In the meantime, collect the chopped chocolate and morsels into a small bowl. Add half of the collected chocolate into the double-boiler, and allow it to melt (without burning!). The temperature should not rise about 120° F. Use a [candy/food safe thermometer](#) to monitor the chocolate.

Once the chocolate is thoroughly melted (the temperature should be around 110-115° F), remove it from the heat. Repeat in small batches until all remaining chocolate has been melted. Be sure to melt what you already have before adding more into a batch!

Step 2: Fill the Mold

Continue to stir and monitor the temperature of the chocolate until it hits 82° F, at which point you'll bring the chocolate back to the double-boiler until it hits 91° F. Remove chocolate from heat once again and begin to add ?

ADVERTISEMENT

hits 91° F. Remove chocolate from heat once again and begin to add 2 tablespoons of chocolate into the 3-inch half silicone sphere molds.

Make sure to shift the chocolate around the mold completely until it properly covers every side. Let stand for five minutes. Continue until you've made all the bombs you want and reserve remaining chocolate.

Step 3: Spread the Chocolate

The sphere should be set by now, so gently use the back of a spoon to smooth the inside of the half sphere. Chill for an additional 20 minutes. Then, peel the molds away and set aside.

Step 4: Melt Down the Edges



COURTESY @BROWNEDBUTTERBLONDIE/INSTAGRAM

Warm a small saute pan over low heat. Press a single sphere half down onto the pan to even out the edges and set aside. Note: you should press very gently as to not break the shell, and avoid pressing down for too long.

ADVERTISEMENT

Step 5: Load up Your Hot Cocoa Bomb



COURTESY @BROWNEBUTTERBLONDIE/INSTAGRAM

Fill your bombs with 1/2 a packet of hot cocoa mix and however much peppermint fix-ins and marshmallows you want stuffed inside! Next, repeat step 4 but instead press the two sphere halves together. Set for 5 minutes.

Step 6: Indulge!





COURTESY @BROWNEBUTTERBLONDIE/INSTAGRAM

Bring the remaining chocolate to 88° F, drizzle over the sealed cocoa bombs and sprinkle with peppermint pieces. Serve and enjoy!

Pro tip: you can amp this recipe up by mixing in a splash of Aldi's O'Donnell's Irish Cream—think Baileys but *better*.

Make Some with Your Loved Ones

These are the perfect holiday family treat. You can recreate this recipe with white or milk chocolate, and complete your hot cocoa bomb with any flavor of marshmallow or sprinkles you prefer. You could even load a bomb up with [whipped cream](#), if you like.



SPONSORED CONTENT

How to Find the Best Hearing Aids Online

By [Audicus](#)

Even after the holidays, these Aldi hot cocoa bombs are the ideal winter indulgence, though they *do* make a great [stocking stuffer](#). You can also enjoy making these with your loved ones—this recipe is perfect for kids with adult supervision. (Just don't let those little hands sneak all the chocolate!)

Still Have a Sweet Tooth? Try These Hot Cocoa Recipes



Cozy Hot Chocolate



Fluffy Hot Chocolate



Honey-Bourbon Hot...

Popular Videos



Originally Published: December 17, 2020



Melany
Love

Having always wanted a career in writing, Melany couldn't have found a better place than Taste of Home to begin. When she's not scribbling in her notebook or working at her computer, she can be found experimenting with new recipes or relaxing with a book and her cats.



SPONSORED CONTENT

4 Things to Do on Your First Trip to Puerto Rico

By [Discover Puerto Rico](#)

Sign up for recipes to your inbox

Email Address

SIGN UP

A white tote bag with a red floral pattern, filled with groceries like a bag of rice, a box of cereal, and some produce.

**FREE
TOTE**

Plus, Save Up To 80%!

SUBSCRIBE NOW

Taste of Home



[Recipes](#)

[Contests](#)

[Food News](#)

[Health & Wellness](#)

[Holidays & Events](#)

[Home & Living](#)

[Stuff We Love](#)

[Test Kitchen](#)

[Magazine](#)

[Subscription Box](#)

OUR BRANDS [Reader's Digest](#) | [Family Handyman](#) | [Birds & Blooms](#) | [The Healthy](#)

[About Us](#) | [Contests](#) | [RSS](#) | [Magazine Customer Service](#) | [Contact Us](#) | [Log In](#) | [Help](#) | [Press Room](#) |

[Advertise with Us](#) | [Terms of Use](#) | [Privacy Policy](#) | [Your CA Privacy Rights](#) |

[Do Not Sell My Personal Information – CA Residents](#) | [Accessibility Statement](#) | [About Ads](#)

© 2021 RDA Enthusiast Brands, LLC

Sign-up for recipes to your inbox

SIGN UP

Taste of Home is America's #1 cooking magazine.



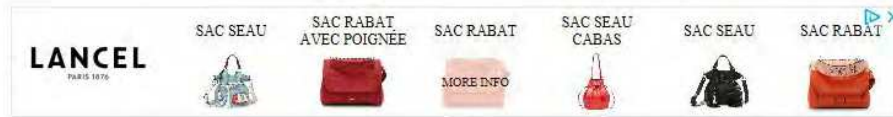
FREE TOTE
when you subscribe to
Taste of Home today!

Subscribe Now

Gift



Give \$7 Gifts >



sheknows

These Jumbo Hot Cocoa Bombs at Costco Are Just What Your Easter Basket Needed



Daisy Maldonado

March 18, 2021, 11:29 AM - 2 min read



TRENDING

Justine Bateman on why she hasn't had plastic surgery

Yahoo Life - 4 min read



'Girls Next Door' star Holly Madison reveals the reason she





ICYMI: [Easter](#) is on April 4th this year and it's looking like the day will be sooner than we expected. Whether or not you're big on Easter traditions there is a little something for every family to successfully celebrate the 2021 holiday (even if it's yet another holiday at home we'll be adding to the list). Sure there's egg dyeing and involved Easter egg hunts, but [Easter baskets](#) take the cake as one of [our favorite ways to welcome the Easter bunny](#) festivities with. We've been on the hunt for [candy and toys to fill our Easter basket creations with](#), so when we found out [Costco](#) was selling jumbo [hot cocoa](#) bombs we knew it was the perfect addition. Oh, hot cocoa bombs — we meet again.



This content is not available due to your privacy preferences.
[Update your settings here to see it.](#)

Popular Costco fan account [@costco_doesitagain](#) shared the finds on Instagram, writing: "Hot Chocolate Cocoa Bombs! \$17.99 4 milk chocolate 4 salted Carmel 4 strawberry 4 s'more."

It comes as a surprise to exactly no one that hot cocoa bombs are a tried and true gift to give to just about anyone this year. Sure, most Easter baskets might have chocolate treats inside, but a hot cocoa bomb is so on par with [the recent trends on TikTok](#) and this jumbo version is an added bonus.

[Click here to read the full article.](#)

Plus, can we talk about how the wrapping paper of the hot cocoa bombs complements the spring and Easter colors perfectly?! It's like a match made in heaven and your Easter basket is sure to look festive

left Hugh Hefner and the Playboy mansion



Yahoo Life · 4 min read

Fearing rising intolerance and ignorance, survivors urge awareness of how Holocaust began



NBC News · 3 min read

Poet Amanda Gorman, new 'Vogue' cover star, draws wisdom from Oprah and 'spiritual grandmother' Maya Angelou



Yahoo Life · 3 min read

How a long history of intertwined racism and misogyny leaves Asian women in America vulnerable to violence



Time · 11 min read

PETSMART



Pets First Alabama Crimson Tide NCAA T-Shirt Size: XS

SPONSORED BY PETSMART

[See More](#)

match made in heaven and your Easter basket is sure to look festive with these globes.

Run, don't walk to your nearest warehouse giant, Costco member. And if you aren't already a Costco member, what are you waiting for? [Get one now](#) to snag all your must-haves for Easter.

Our mission at SheKnows is to empower and inspire women, and we only feature products we think you'll love as much as we do. Please note that if you purchase something by clicking on a link within this story, we may receive a small commission of the sale.

Before you go, check [Costco Products That Have a Cult Following](#) below:



Launch Gallery: [Creative Easter Basket Kid Gifts That Aren't Toys — or Candy](#)

Story continues



Homeowners Getting Huge Payday

If you owe less than \$625,000 on your home with no missed payments in 3 months, read this.



Latest Stories



BEST PRODUCTS

The New Cocoa Pebbles Candy Bar Is Made With Milk Chocolate and Cereal Pieces

Good thing it's king size.

6h ago



DELISH

This Map Shows The Most Popular Easter Candy In Every State, And People Really Do Like Peeps

Who eats white chocolate eggs?!

45m ago



Ad • TotalRestore

US Surgeon Drops Over 70 LBS: "I Quit 3 Foods"



THERE'S OUTSIDE IN HERE™

BUY NOW

EVOLVE

PLANT-BASED PROTEIN SHAKE

20g PLANT-BASED PROTEIN

10g FIBER

DOUBLE CHOCOLATE



THERE'S OUTSIDE IN HERE™

BUY NOW

EVOLVE

PLANT-BASED PROTEIN SHAKE

https://www.yahoo.com/lifestyle/jumbo-hot-cocoa-bombs-costco-152922440.html?guccounter=1&guce_referrer=aHR0cHM6Ly93d3cuZ29vZ2xlLmNvbS8&guce_referrer_sig=AQAAAD47UgSjzsz4CnN7cgNI6hhgCNMjT6ySdTizGvTs6YXsGqW3yTzT2xpB_6pO8xsEOBL05xc5kiQgmP4H8i80RVMaUh-HNSsuJ 04/08/2021 04:53:35_PM

SEVENTEEN

Millie Bobby Brown Wore the Cutest Zebra Print Bikini And It's A Whole Effin' Vibe

If you see me wearing the same thing next week, mind your business.

3d ago

Ad • System1 | Search Ads

Take A Look At Indicators of Psoriatic Arthritis

Psoriatic arthritis indicators may be more subtle than you think. Look for psoriatic arthritis warning signs and symptoms.

yahoo!life



Home

Watch

Privacy Dashboard

Well-being

AR

Suggestions

COVID-19

Challenges

About Our Ads

Parenting

Help

Terms (Updated)

Style & Beauty

Privacy (Updated)

Site map

© 2021 Verizon Media. All rights reserved.

EXHIBIT G



WIKIPEDIA
The Free Encyclopedia

Main page
Contents
Current events
Random article
About Wikipedia
Contact us
Donate

Contribute

Help
Learn to edit
Community portal
Recent changes
Upload file

Tools

What links here
Related changes
Special pages
Permanent link
Page information
Cite this page
Wikidata item

Print/export

Download as PDF
Printable version

In other projects
Wikimedia Commons

Languages 
Español
Tiếng

Article Talk

Read Edit View history

Search Wikipedia



Drink mixer

From Wikipedia, the free encyclopedia

[Jump to navigation](#)

Drink mixer is also a name for a milkshake machine.

Drink mixers are the non-alcoholic ingredients in [mixed drinks](#) and [cocktails](#). Mixers dilute the drink, lowering the [alcohol by volume](#) in the drink. They change, enhance, or add new flavors to a drink. They may make the drink sweeter, more sour, or more savory. Some mixers change the texture or consistency of the drink, making it thicker or more watery. Drink mixers may also be used strictly for decorative purposes by changing the color or appearance of the drink. They also simply increase the volume of a drink, to make it last longer.

Contents [hide]

- 1 Caffeinated beverages
- 2 Carbonated mixers and sodas
- 3 Dairy products
- 4 Juices
- 5 Prepared mixes
- 6 Sauces
- 7 Syrups
- 8 Other mixers
- 9 See also
- 10 References

Caffeinated beverages [edit]

Caffeine, a stimulant, masks some of the depressant effects of alcohol.^[1]

- Coffee
- Energy drinks – Red Bull, etc.
- Iced tea, sweetened – Lipton BRISK, Nestea, etc.

Carbonated mixers and sodas [edit]

Carbonation adds a festive flair to drinks. It also increases the absorption of the alcohol into the blood stream due



Türkçe

 Edit links

Carbonation adds a festive flair to drinks. It also increases the absorption of the alcohol into the blood stream due to increased pressure in the stomach, potentially resulting in faster [intoxication](#).^[2]

- [Bitter lemon](#) – flavored with [quinine](#) and lemon (both juice and pith)
- [Carbonated water](#) (also called club soda, soda water, seltzer water, or sparkling water)
- [Cola](#) – [Coca-Cola](#), [Pepsi](#), etc.
- [Ginger ale](#)
- [Ginger beer](#)
- [Hoppy](#)
- [Lemon Sour](#)
- [Lemon–lime soda](#) – [7 Up](#), [Sprite](#), etc.
- [Root beer](#), [orange](#), [grape](#), and cherry soda, and various other fruit and herb–flavored [soft drinks](#) are used, but typically they have not been as popular as the drinks listed above.
- [Tonic water](#) - The essential ingredient is quinine. Sugar and other flavorings are also commonly added.



A glass of sparkling water

Dairy products [\[edit \]](#)

Milk products add a smoothing effect to the feel of the drink to counteract the burn of the alcohol. They also turn the drinks [opaque](#), usually enhancing and lightening the color of the drink.

- [Cream](#)
- [Eggnog](#)
- [Half and half](#)
- [Ice cream](#)
- [Milk](#)

Juices [\[edit \]](#)

Juices are flavorful additions. Some add sweetness, others add a sour tang, and add a sweet-tart sensation. Fruit juices are common additions to rum-based cocktails.

- [Apple cider](#) (not to be confused with [cider](#), known as *hard cider* in the U.S.)
- [Coconut milk](#) or [coconut water](#)
- [Cranberry juice](#)
- [Grape juice](#)
- [Grapefruit juice](#)
- [Lemon juice](#)
- [Lemonade](#)
- [Lime juice](#), unsweetened
- [Limeade](#)



- [Limeade](#)
- [Olive juice](#)
- [Orange juice](#)
- [Pineapple juice](#)
- [Tomato juice](#) – plain or flavored (V-8, [Ciamato](#), etc.)
- [Wheatgrass juice](#)



Prepared mixes [edit]

Some suppliers now manufacture pre-made mixes, which contain all the ingredients for a particular drink pre-mixed. The only thing that needs to be added is alcohol.

- [Bloody Mary mix](#)
- [Cosmopolitan mix](#)
- [Hot Toddy mix](#)
- [Margarita mix](#)
- [Mojito mix](#)
- [Mudslide mix](#)
- [Strawberry Daiquiri mix](#)



Sauces [edit]

The addition of a sauce usually imparts a surprising new taste to a familiar drink. Hot sauces are commonly used in [drinking games](#).

- [Honey](#)
- [Hot sauce](#) – [Tabasco sauce](#), etc.
- [Worcestershire sauce](#)

Syrups [edit]

The key ingredient in a syrup is [sugar](#), which sweetens any drink into which it is mixed. Other flavors are often added to a sugar syrup.

- [Demerara syrup](#) – A combination of [Demerara sugar](#), a natural brown sugar, and water.
- [Falemum](#) – Of Caribbean origin, flavored with almonds, ginger and/or cloves, and lime.
- [Fassionola](#) - A passion fruit, orange and guava juice syrup; variations include hibiscus and strawberry flavors
- [Grenadine](#) – Originally made from pomegranate juice, modern varieties vary in composition.
- [Lime juice](#), sweetened – [Rose's lime juice](#), etc.
- [Orgeat](#) – Flavored with almonds and either rose water or orange flower water.
- [Simple syrup](#) – A combination of granulated sugar and water.



- **Sour mix** – Also known as sweet and sour mix, a combination of simple syrup and lemon or lime juice.
- **Squash** – A concentrated fruit- or herbal-flavored syrup.



Other mixers [\[edit \]](#)

Many other food and beverage items can be used in mixed drinks. These are some other common ones.


- **Egg** – egg whites thicken and increase the foaminess of blended drinks.
- **Food coloring**
- **Sports drink** – Gatorade, SunnyD, Redbull, etc.

See also [\[edit \]](#)

- List of cocktails
- Mixed drink shooters and drink shots
- Cocktail garnish

Categories

- Category:Drink mixers
- Category:Mixed drinks
- Category:Soft drinks

 Wikibooks has a book on the topic of: [Bartending](#)

 [Drink portal](#)

References [\[edit \]](#)

- [↑] "Caffeinated Alcoholic Beverages"[↗](#). Centers for Disease Control and Prevention. 20 Jul 2010. Retrieved 8 Mar 2012.
- [↑] Roberts, C (16 May 2007). "Alcohol concentration and carbonation of drinks: the effect on blood alcohol levels". *Journal of Forensic and Legal Medicine*. University of Manchester. **14** (7): 398–405. doi:10.1016/j.jflm.2006.12.010[↗](#). PMID 17720590[↗](#). Retrieved 5 December 2019.

 Wikimedia Commons has media related to [Drink mixers](#).

V • T • E

Alcoholic drinks

[\[show \]](#)

Categories: [Alcohol-related lists](#) | [Drink mixers](#) | [Mixed drinks](#) | [Soft drinks](#)

CHOCOLATE LIQUEURS

RECIPES



WHERE TO BUY

GODIVA.COM

THE CHOCOLATE MARTINI *That Makes an Entrance*

GODIVA® Liqueurs mix perfectly with a variety of your favorite spirits to create deliciously modern chocolate martinis.



Chocolate Liqueurs

GODIVA® Liqueurs embody the commitment to



Chocolate Liqueurs

GODIVA® Liqueurs embody the commitment to quality craftsmanship and the chocolate artistry of the Godiva Chocolatier. With each sip, discover a rich, velvety chocolate experience.



FEATURED RECIPE

The GODIVA® Grand Martini

Indulge in a decadently dark and deeply delicious night.



EXPLORE ALL RECIPES

GODIVA.com

Since 1926 GODIVA® has been the premier maker of fine Belgian chocolates. Indulge with their delicious gourmet chocolates, truffles and treats.



VISIT THE CHOCOLATIER



JOIN US ON FACEBOOK

CONDITIONS OF USE • PRIVACY AND COOKIE NOTICE • UCC POLICY • ACCESSIBILITY • DO NOT SELL MY PERSONAL DATA • RESPONSIBILITY.ORG • DRINKIQ • CONTACT US • SITE MAP • THERAR.COM •




PLEASE INDULGE RESPONSIBLY.

GODIVA Liqueurs, LLC Attn: V&A ©2021 Godiva Liqueur Co., Norwalk, CT. ©Godiva Chocolatier, Inc. All Rights Reserved.
GODIVA and the Lady on Horseback are trademarks owned by Godiva Chocolatier, Inc.
Godiva Liqueur Co. and The Foundation for Advancing Alcohol Responsibility support responsible decision making.

Drizly / Liquor / Liqueur, Cordials, & Schnapps / Chocolate & Sweet Liqueur / Liquor Filled Chocolate

Delivery in 60 minutes or less



Liquor Filled Chocolate

Chocolate & Sweet Liqueur /

10 pack - from \$8.99

View More Sizes

CHECK AVAILABILITY

*Packaging may vary

PRODUCT DETAILS

REVIEWS

CATEGORY

Chocolate & Sweet Liqueur

Product description


Oh my, would you just look at the time. It's candy happy hour and you've got a buzz to catch! There's no happier time than candy hour. Haven't heard of it before? It's that sweet spot between sugar and liqueur, where the best of both worlds join to create a tantalizing treat that will rock your world. At CandyWarehouse.com, it's candy hour all the time and we're happy to share the cheer by supplying bundles of foiled chocolates with liquor filling.

Share a 24-count mini chocolate liquor bottle bundle at your next holiday gathering or give it as a gift for the office's holiday party. Each bottle contains one of four brands of top-shelf booze. Enjoy all the classic name brands that keep you coming back again and again, including Sauza, Rémy Martin®, Jim Beam®, and more. Pick your poison and pass it along. Each rich and delightful mini chocolate liquor bottle features a smooth and creamy center with real alcohol inside. We don't mean to be the party poopers, but you must be 21 years old or older to purchase a bundle of foiled chocolates with liquor filling: 24-piece display.

Best of all, these mini chocolate liquor bottles each feature a different kind of alcohol: cognac, bourbon, liqueur, and vodka. Stuff them in a piñata for your birthday party, pass them out at a bachelorette party, or toast with friends at your wedding as the festivities begin. We guarantee they're going to please the crowd. If you have any questions about the 24-count chocolates with liquor filling, feel free to contact us today for further assistance.

California Residents: [Click here for Proposition 65 WARNING](#)

Follow us



Get the app



Payment options



About

Careers
About Us
Drizly cities
Gifts
FAQ
Press
Store Finder

Get in touch

Support
Alcohol support resources
Accessibility
Returns
General
Media

Partner with us

For business
Retailers
Brands
Data
Become an affiliate

[Privacy Policy](#) | [Terms of Service](#) | [Interest Based Ads](#) | [CA Privacy Rights](#)


© Drizly All Rights Reserved

wine-searcher

Offers Search

1863 camus napoleon la grand marquis cognac france

Sign In



1863 Camus

France

All

1970

NV

Offers

Profile

Reviews

SHOP LOCATION

CURRENCY

OFFER TYPE

USA - VA

USD

All offers

The vintages listed above are available.

Clear filter

Search suggestions...

1863 Camus Napoleon La Grande Marque Cognac, FRANCE

1863 Camus La Grande Marque Napoleon Extra Cognac, FRANCE

1863 Camus Napoleon La Grande Marque Celebration Cognac, FRANCE

1863 Camus La Grande Marque Reserve Extra Vieille Hors d'Age Cognac, FRANCE

1863 Camus La Grande Marque Reserve Privee Cognac, FRANCE

1863 Cognac Marmot V.S.O.P. Napoleon Grande Reserve Cognac, FRANCE

1863 Remy Martin Napoleon Decanter Grande Fine Champagne Cognac, FRANCE

1863 Camus Vieille Reserve Napoleon Cognac, FRANCE

1863 Camus Extra Old Napoleon Cognac, FRANCE


1863 Camus Rare Old Napoleon Cognac, FRANCE

Press Enter to search.

Set alert

Feedback


Also from producer 'Camus' (20+) [Learn more](#)



Camus X.O. Elegance Cognac
France

Avg. Price (ex-tax)


Critics Score



Camus Borderies X.O. Cognac
France

Avg. Price (ex-tax)


Critics Score



Camus X.O. Superior Cognac
France

Avg. Price (ex-tax)

Critics Score



Camus Grand V.S.O.P. Cognac
France

Avg. Price (ex-tax)

Critics Score

\$155 / 750ml 91 / 100

\$180 / 750ml 90 / 100

\$54 / 750ml -



Advertisement



wine-searcher

The premier cru of Wine apps.
Wine-Searcher on your phone.

Download the free app



One of our sponsors is:



wine-searcher | Find and price wines, beers and spirits across online stores

PRO SIGN UP

NEWSLETTER SIGNUP

DOWNLOAD APP

CONTACT US

ABOUT

About Wine-Searcher

Work at Wine-Searcher

For the press

Site map

HELP

How Wine-Searcher works

Wine Scores

Star Rating

Retailer Awards

TRADE

List Your Wines - Free

Sponsorship - Paid

Use Our Data

Trade Services

Search entire site...



Alexandria, United States - Edit





Are the drinks on you?

Birthday? Wedding day? Friday? These chocolate bottles make any occasion a little more festive. Filled with some of the world's most prestigious spirit brands that are combined with delicious dark chocolate. Share a round with friends after dinner (Alcohol content min. 2.5% max. 5% w/w).





Borghetti
Liqueur



Canadian Club
Whisky



Drambuie
Liqueur



Galliano
Liqueur



Rémy Martin
Cognac



Camus
Cognac





Cointreau
Liqueur



Cutty Sark
Whisky



Sauza
Tequila



Grand Marnier
Liqueur



Sobieski
Vodka



Jim Beam
Bourbon



Danzka Citrus
Vodka

Danzka Agree
Vodka

Danzka Cranraz
Vodka

The Famous Grouse
Whisky

Mount Gay
Rum

Ricard
Liqueur

Cocktails

Shaken or stirred? Or covered in fine chocolate? How do you take yours? Anthon Berg Chocolate Cocktails are dark chocolates filled with liquid cocktail fillings. Perfect for your next dinner party – and there are no glasses to clean.






Agree



Coffee Liqueurs

Make the next cup of coffee you serve that little bit extra. Anthon Berg Coffee Liqueurs are the perfect combination of chocolate, liqueurs and coffee. Choose between four popular coffee drinks and take you taste buds for a journey around the world.



YOU CAN NEVER BE TOO GENEROUS

[Products](#) [Our History](#) [Contact Us](#) [See DVFA's Inspection Report](#)



© Tom Group 2018

Agree

Print: Apr 8, 2021

88723807

DESIGN MARK

Serial Number

88723807

Status

FINAL REFUSAL - MAILED

Word Mark

COCOA BOMBS

Standard Character Mark

Yes

Type of Mark

TRADEMARK

Register

PRINCIPAL

Mark Drawing Code

(4) STANDARD CHARACTER MARK

Owner

Cocoa Bombs LLC LIMITED LIABILITY COMPANY IDAHO 802 W Bannock St Ste
303 Boise IDAHO 83702

Goods/Services

Class Status -- ACTIVE. IC 030. US 046. G & S: Chocolate
confections. First Use: 2019/12/02. First Use In Commerce:
2019/12/02.

Filing Date

2019/12/11

Examining Attorney

POLLACK, ALISON

Attorney of Record

David Arkoosh

Cocoa Bombs

Print: Apr 8, 2021

88765157

DESIGN MARK

Serial Number

88765157

Status

NON-FINAL ACTION - MAILED

Word Mark

HOT COCOA BOMBS

Standard Character Mark

Yes

Type of Mark

TRADEMARK

Register

PRINCIPAL

Mark Drawing Code

(4) STANDARD CHARACTER MARK

Owner

Maud Borup Incorporated CORPORATION MINNESOTA 3650 Annapolis Lane
North, Suite 101 Plymouth MINNESOTA 55447

Goods/Services

Class Status -- ACTIVE. IC 030. US 046. G & S: Hot chocolate
mixes. First Use: 2019/11/01. First Use In Commerce: 2019/11/01.

Filing Date

2020/01/19

Examining Attorney

CROWDER-SCHAEFER

Attorney of Record

Brandt F. Erwin

Hot Cocoa Bombs

Skip to main content



CITIES ▾

WINE CLUB

AT HOME

MERCH

VIDEO

MORE ▾



✉ SUBSCRIBE



AD

IDK TRENDS THE INTERNET

What Are Hot Chocolate Bombs and Why Are They Suddenly Everywhere?

The viral TikTok trend is both comforting and confounding for wannabe chocolatiers

by [Amy McCarthy](#) | Dec 17, 2020, 10:03am EST

[f](#) [t](#) [SHARE](#)



Katheryn Moran/Shutterstock

Part of [Eater at Home for the Holidays](#)

'Tis the season for hot chocolate, and an especially decadent version of everyone's favorite holiday

AD

E

Sign up for Eater's
newsletter

The freshest news from the food world
every day

Email (required)

By signing up, you agree to our [Privacy Notice](#)
and European users agree to the data transfer
policy.

SUBSCRIBE

It's the season for hot chocolate, and an especially decadent version of everyone's favorite holiday drink (suck it, cider) is exploding on TikTok and in suburban communities across the country. A basic-bitch packet of Swiss Miss mix just can't compete with the visually compelling and viral glory of hot chocolate bombs.

For the unfamiliar, hot chocolate bombs, or glossy chocolate orbs filled with cocoa mix, marshmallows, sprinkles, and other edible baubles, are a truly over-the-top way to level up your cocoa game. Once plopped inside a mug full of warm milk, the bombs open up in dramatic fashion, revealing the goodies inside and creating a decadent cup of hot cocoa once stirred together.

Hot cocoa bombs are seriously trendy right now, **written up** in the *New York Times*, popping up in cafes, fancy chocolate shops, and even luxury retailers — **Neiman Marcus is currently hawking a \$32 hot chocolate bomb** that's painted pink and shaped like a snowman, made by Dallas chocolatier Kate Weiser. At the Ganachery in Florida's Disney Springs, there's a virally popular bomb shaped like Olaf from the movie *Frozen*. They're also all over Etsy, including **vegan options**, **extra-large bombs topped with whole Oreos**, and **white chocolate bombs decorated to look like unicorns**.

On TikTok, where the hashtag #hotchocolatebombs has been used more than 181 million times, the world of hot chocolate bombs is much more homemade. Thousands of tutorials demonstrate how to carefully temper the chocolate and pour it into silicone molds. The half-spheres are left to harden, then filled with cocoa mix and marshmallows and "glued" together with melted chocolate. At the end of the process, the bombs are drizzled with even more chocolate and decorated with festive sprinkles. One video with more than 800,000 views depicts a "gender reveal" bomb that's full of bright blue marshmallows.

The festive treats are also immensely popular in the 100,000-member strong Instant Pot Facebook group, where members are showing off how they're using their pot as a double-boiler to melt the chocolate, and repurposing the silicone molds they originally purchased to make dupes of Starbucks's popular sous vide egg bites to make their own hot chocolate bombs.

AD

MOST READ



A Bread Tube Will Cure the Mundanity of Regular Bread-Baking



Pairing Wine with Food Shouldn't Be a Source of Stress





Stock Your Kitchen with the Artisan-Crafted Tools Featured on Our Show 'Handmade'

Considering that we're all stuck indoors with plenty of time on our hands as we try to slow the spread of the novel coronavirus, there's really no better time to learn the challenges in crafting fancy chocolate confections. Alongside the videos of perfectly crafted chocolate bombs are a litany of fail videos that showcase people who are learning exactly how difficult it is to temper chocolate properly and fill the spheres without breaking the bomb's delicate shell.

But unlike the typical fail, these at least will still result in a delicious mug of hot chocolate. Nobody cares that your hot chocolate bomb looked more like an oddly shaped poop than a professional confection, so long as it doesn't taste like one once it's fully melted into a mug of warm milk.

And maybe this is just a good time to get experimental with hot chocolate. Also on TikTok, people are encouraging others to boil the metal grinders they use to crush up marijuana in milk to make a hot chocolate that will, allegedly, be delicious while getting you stoned. Unfortunately, that's not exactly true. First, cannabis has to go through a process called decarboxylation to activate its psychoactive elements when eaten, and the idea of consuming hot chocolate that's infused with decades of stoner hand germs and weed pesticides is just not appealing.

But while you might hope to avoid a mug of hot cocoa ruined by impotent weed dust, there's no denying the appeal of a hot chocolate bomb, even if they are a little ridiculous and kitschy. We could all use a little magic, and rich dark chocolate, in our cups right now.

E

Sign up for Eater's newsletter

The freshest news from the food world every day

Email (required)

By signing up, you agree to our [Privacy Notice](#) and European users agree to the data

By signing up, you agree to our [Privacy Notice](#) and European users agree to the data transfer policy.

SUBSCRIBE

LATEST VIDEO FROM EATER

How This Oakland Taco Truck Makes Quesabirria



Check out inspiring food stories from around the world. On this episode, one of Oakland's most popular food trucks, La Santa Torta, makes Quesabirria tacos.

Eater at Home for the Holidays

Cooking	10	▼
Baking	11	▼
Eating	7	▼
Drinking		^

This New Year's Eve, Pair Fast Food With Bubbly

The Best Gift to Give Your Future Self is a Pre-Aged Cocktail

A Brief Guide to Buying Champagne

The Case for Instant Coffee

If You're Making Cocktails, You Should Be Making Your Own Bitters

What Booze Is Worth Buying at Costco?

Sommeliers Pick the Best Wine Glasses for Every Scenario

How to Keep an Opened Bottle of Wine Good for Days

These Hot Toddy Recipes Can Melt Any Winter Blues

Gifting	10	▼
---------	----	---

AD

SPONSORED CONTENT



The Snuggle Suit

Late Sunday Afternoon

[Gallery]
McCaughey
Septuplets Turn
22 - This Is Them
Now

ScienceA2Z

This Game is So
Beautiful it's
Worth Installing
Just to See

Raid: Shadow Legends | Play
Free

Do This (Before
Bed) And Keep
Blood Sugar
Below 100 (Watch)

world-health-wellness.com

Surgeon:
Tinnitus? When
The Ringing Won't
Stop, Do This
(Watch)

newhealthyife.club

People in
Alexandria are
Loving Martha
Stewart's Meal Kit.

Martha Stewart & Marley
Spoon

Recommended by  Pulso

AD

EATER

[Terms of Use](#) • [Privacy Notice](#) • [Cookie Policy](#) •
[Do Not Sell My Personal Info](#) • [Licensing FAQ](#) • [Accessibility](#) •
[Platform Status](#)
[Contact](#) • [Send Us a Tip](#) • [Community Guidelines](#) • [Masthead](#) •
[Ethics Statement](#) • [Newsletters](#) • [How to Pitch](#)

VOXMEDIA

[Advertise with us](#)
[Jobs @ Vox Media](#)
© 2021 Vox Media, LLC. All Rights
Reserved

ADVERTISEMENT

Ending 2020 With a Sweet Bit of Release

The hot chocolate bomb is a tasty metaphor for a pent-up year.





Lor's Little Bakeshop

By Hannah Selinger

Dec. 25, 2020

After months upon months of palliative food trends — baking [sourdough bread](#), swirling up cups of [Dalgona coffee](#), [cutting into deceptive cakes](#) — 2020 is ending not with a whimper but a bang, in the form of a [hot chocolate bomb](#).

These hollow orbs, designed to dissolve dramatically in warm milk, began to take over TikTok back in October. Now they're everywhere: Search for #hotchocolatebombs on Instagram, and you'll find more than 100,000 photos and videos of the giant truffle-like treats, filled with marshmallows, candy and — for the grown-up consumer — alcohol. Even major grocery chains, like Trader Joe's and Costco, sell them.

Local chocolatiers and bakers are getting in on the trend, too. Lori Waiser, 43, an owner of Lor's Little Bakeshop in Morristown, N.J., began making hot chocolate bombs in late November after requests from some of her corporate clients. In the first three weeks, she sold 600 of them, which she made by hand in sets of three.

"I think these cocoa bombs are just adding instant joy to someone's life," Ms. Waiser said. The reward, though worthwhile, is also fleeting, she noted. "These are taking me close to 15 minutes apiece, and someone's dissolving it in less than 20 seconds," she said.

Andrea Traynor, 45, of Courtice, Ontario, who runs the lifestyle blog Mommy Gearest, purchased hot chocolate bombs for her children, aged 10 and 12, after seeing an Instagram Story.

“I watched somebody pour their steaming hot milk, and their chocolate bomb obviously exploded with complete perfection, and I thought, ‘Ooh, that’s fun.’” Ms. Traynor had participated in some of the year’s other social food trends, but the appeal of the bombs, she said, felt different.

In particular, she enjoyed being able to watch her children experience an ephemeral bit of delight. “We are so isolated,” she said. “So I really made a point, since spring, of trying to spark as much joy in my kids’ lives as possible.”

Stephanie Omens, 55, a psychotherapist in private practice in Manhattan, believes that the enthusiasm surrounding the trend is also about agency.

“It’s something that we can control in a place during the pandemic when we have been out of control,” she said. “We don’t know when it’s going to end.” The hot chocolate bomb offers a gratification that we can wrap our hands and minds around. “We know something’s going to happen instantaneously. And so, that’s exciting, and we get to master it.”

For Julie Dugdale, 41, a freelance writer in Denver, who was recently given a set of the hot chocolate bombs, the treats feel, indeed, like an antidote to the world’s current chaos.

“It’s this huge, fun, bursty, melty glob of — you don’t even know what’s going to happen,” she said. “But you don’t have to worry about it going anywhere, or spilling anywhere, or being something that you didn’t realize was going to happen and not being able to clean it up or deal with it.”

Ms. Dugdale, who has two sons (an 18-month-old and a 3-year-old), said that her world is “very small” right now and that she is “constantly looking for new things” to deliver “surprise and delight.” Her youngest child has spent half of his life amid the pandemic.

“He doesn’t know any different,” she said. With that in mind, the simple melting of a chocolate bomb in a sea of hot milk, marshmallows afloat for mere seconds before their inevitable dissolution, can feel like this year’s necessary magic.

In the end, the hot chocolate bomb may be the ultimate memorial to 2020, the jettisoning of emotion in a year where it has previously been bottled up. Under pressure, everything was bound to crack open. Call it the perfect metaphor for the moment, held together by a fragile chocolate shell.

“You’re not sure when the explosion will happen,” Ms. Omens said of the hot chocolate deluge. “You wait in anticipation. And then, when it does, there’s joy.” Like fireworks, she said, the hot chocolate bomb offers a double helping of excitement: the crescendo to the main event and then, finally, the sweet, sweet release that we all have been craving.

ADVERTISEMENT

To: Coastal Cocktails, Inc. (ipdocketing@duanemorris.com)
Subject: U.S. Trademark Application Serial No. 90279467 - BOMBOMBS HOT CHOCOLATE BOMBS - R3589-49
Sent: April 08, 2021 10:25:31 PM
Sent As: ecom103@uspto.gov
Attachments:

United States Patent and Trademark Office (USPTO)

USPTO OFFICIAL NOTICE

Office Action (Official Letter) has issued
on **April 08, 2021** for
U.S. Trademark Application Serial No. 90279467

Your trademark application has been reviewed by a trademark examining attorney. As part of that review, the assigned attorney has issued an official letter that you must respond to by the specified deadline or your application will be [abandoned](#). Please follow the steps below.

- (1) [Read the official letter.](#)
- (2) **Direct questions** about the contents of the Office action to the assigned attorney below.

/Kaelie E. Kung/
Examining Attorney
Law Office 103
571-272-8265
kaelie.kung@uspto.gov

Direct questions about navigating USPTO electronic forms, the USPTO [website](#), the application process, the status of your application, and/or whether there are outstanding deadlines or documents related to your file to the [Trademark Assistance Center \(TAC\)](#).

(3) **Respond within 6 months** (or earlier, if required in the Office action) from **April 08, 2021**, using the Trademark Electronic Application System (TEAS). The response must be received by the USPTO before midnight **Eastern Time** of the last day of the response period. See the Office action for more information about how to respond

GENERAL GUIDANCE

- [Check the status of your application periodically](#) in the [Trademark Status & Document Retrieval \(TSDR\)](#) database to avoid missing critical deadlines.
- [Update your correspondence email address](#), if needed, to ensure you receive important USPTO notices about your application.
- [Beware of misleading notices sent by private companies about your application](#). Private companies not associated with the USPTO use public information available in trademark registrations to mail and email trademark-related offers and notices – most of which require fees. All **official USPTO correspondence** will only be **emailed from the domain “@uspto.gov.”**

EXHIBIT H

To: Cocoa Bombs LLC (david@arkooshlaw.com)

Subject: U.S. Trademark Application Serial No. 88723807 - COCOA BOMBS - N/A

Sent: February 17, 2021 06:06:33 PM

Sent As: ecom106@uspto.gov

Attachments: [Attachment - 1](#)
[Attachment - 2](#)
[Attachment - 3](#)
[Attachment - 4](#)
[Attachment - 5](#)
[Attachment - 6](#)
[Attachment - 7](#)
[Attachment - 8](#)
[Attachment - 9](#)
[Attachment - 10](#)
[Attachment - 11](#)
[Attachment - 12](#)
[Attachment - 13](#)
[Attachment - 14](#)
[Attachment - 15](#)
[Attachment - 16](#)
[Attachment - 17](#)
[Attachment - 18](#)
[Attachment - 19](#)
[Attachment - 20](#)
[Attachment - 21](#)
[Attachment - 22](#)
[Attachment - 23](#)
[Attachment - 24](#)
[Attachment - 25](#)
[Attachment - 26](#)

United States Patent and Trademark Office (USPTO)
Office Action (Official Letter) About Applicant's Trademark Application

U.S. Application
Serial No. 88723807

Mark: COCOA
BOMBS

Correspondence
Address:
David Arkoosh
LAW OFFICE OF
DAVID ARKOOSH
802 W BANNOCK ST
STE 303
BOISE, ID 83702

Applicant: Cocoa
Bombs LLC

Reference/Docket No.

N/A

Correspondence

Email Address:

david@arkooshlaw.com

FINAL OFFICE ACTION

The USPTO must receive applicant's response to this letter within six months of the issue date below or the application will be [abandoned](#). Respond using the Trademark Electronic Application System (TEAS) and/or Electronic System for Trademark Trials and Appeals (ESTTA). A link to the appropriate TEAS response form and/or to ESTTA for an appeal appears at the end of this Office action.

Issue date: February 17, 2021

INTRODUCTION

This Office action is in response to applicant's communication filed on November 11, 2020 .

In a previous Office action(s) dated March 11, 2020, the trademark examining attorney refused registration of the applied-for mark based on the following: Trademark Act Section 2(e)(1) because the mark is merely descriptive. In addition, applicant was required to satisfy the following requirement(s): specimen refused and requirement for additional information.

Based on applicant's response, the trademark examining attorney notes that the following requirement(s) have been satisfied: requirement for additional information. *See* TMEP §§713.02, 714.04.

Further, the trademark examining attorney maintains and now makes FINAL the refusal(s) and/or requirement(s) in the summary of issues below. *See* 37 C.F.R. §2.63(b); TMEP §714.04.

SUMMARY OF ISSUES MADE FINAL that applicant must address:

- Section 2(e)(1) Refusal – Merely Descriptive
- Unverified Substitute Specimen Otherwise Acceptable

SECTION 2(e)(1) REFUSAL - MERELY DESCRIPTIVE - FINAL

Registration was refused because the applied-for mark merely describes a feature of applicant's goods and/or services. Trademark Act Section 2(e)(1), 15 U.S.C. §1052(e)(1); *see* TMEP §§1209.01(b), 1209.03 *et seq.* In addition to being merely descriptive, the applied-for mark appears to be generic in connection with the identified goods and/or services. "A generic mark, being the 'ultimate in descriptiveness,' cannot acquire distinctiveness" and thus is not entitled to registration on either the Principal or Supplemental Register under any circumstances. *In re La. Fish Fry Prods., Ltd.*, 797 F.3d 1332, 1336, 116 USPQ2d 1262, 1264 (Fed. Cir. 2015) (quoting *H. Marvin Ginn Corp. v. Int'l Ass'n of Fire Chiefs, Inc.*, 782 F.2d 987, 989, 228 USPQ 528, 530 (Fed. Cir. 1986)); *see* TMEP §§1209.01(c) *et seq.*, 1209.02(a). Therefore, the trademark examining attorney cannot recommend that applicant amend the application to proceed under Trademark Act Section 2(f) or on the Supplemental Register as possible response options to this refusal. *See* TMEP §1209.01(c).

A mark is merely descriptive if it describes an ingredient, quality, characteristic, function, feature, purpose, or use of an applicant's goods and/or services. TMEP §1209.01(b); *see, e.g., In re TriVita, Inc.*, 783 F.3d 872, 874, 114 USPQ2d 1574, 1575 (Fed. Cir. 2015) (quoting *In re Oppedahl & Larson LLP*, 373 F.3d 1171, 1173, 71 USPQ2d 1370, 1371 (Fed. Cir. 2004)); *In re Steelbuilding.com*, 415 F.3d 1293, 1297, 75 USPQ2d 1420, 1421 (Fed. Cir. 2005) (citing *Estate of P.D. Beckwith, Inc. v. Comm'r of Patents*, 252 U.S. 538, 543 (1920)).

Determining the descriptiveness of a mark is done in relation to an applicant's goods and/or services, the context in which the mark is being used, and the possible significance the mark would have to the average purchaser because of the manner of its use or intended use. *See In re The Chamber of Commerce of the U.S.*, 675 F.3d 1297, 1300, 102 USPQ2d 1217, 1219 (Fed. Cir. 2012) (citing *In re Bayer Aktiengesellschaft*, 488 F.3d 960, 963-64, 82 USPQ2d 1828, 1831 (Fed. Cir. 2007)); TMEP §1209.01(b). Descriptiveness of a mark is not considered in the abstract. *In re Bayer Aktiengesellschaft*, 488 F.3d at 963-64, 82 USPQ2d at 1831.

Applicant seeks registration for **COCOA BOMBS** for “Chocolate confections” in International Class 030. The trademark examining attorney maintains that applicant's mark merely describes a feature of applicant's goods and/or services and refers applicant to the Internet website evidence and dictionary definitions attached to the initial Office action.

Applicant argues that applicant's wording BOMB is suggestive because applicant's goods are not literally bombs. This argument is not persuasive. Descriptiveness is considered in relation to the relevant goods and/or services. *DuoProSS Meditech Corp. v. Inviro Med. Devices, Ltd.*, 695 F.3d 1247, 1254, 103 USPQ2d 1753, 1757 (Fed. Cir. 2012). “That a term may have other meanings in different contexts is not controlling.” *Robinson v. Hot Grabba Leaf, LLC*, 2019 USPQ2d 149089, at *5 (TTAB 2019) (citing *In re Canine Caviar Pet Foods, Inc.*, 126 USPQ2d 1590, 1598 (TTAB 2018)); TMEP §1209.03(e). “It is well settled that so long as any one of the meanings of a term is descriptive, the term may be considered to be merely descriptive.” *In re Mueller Sports Med., Inc.*, 126 USPQ2d 1584, 1590 (TTAB 2018) (quoting *In re Chopper Indus.*, 222 USPQ 258, 259 (TTAB 1984)). In this case, the attached and previously attached Internet evidence demonstrates that COCOA BOMBS is commonly used in connection with chocolate confections.

Applicant argues that its mark is not generic because it was the first to use the term in the industry. This argument is not persuasive. The fact that an applicant may be the first or only user of a merely descriptive or generic designation does not necessarily render a word or term incongruous or distinctive; as in this case, the evidence shows that COCOA BOMBS is merely descriptive. *See In re Fat Boys Water Sports LLC*, 118 USPQ2d 1511, 1514 (TTAB 2016); *In re Phoseon Tech., Inc.*, 103 USPQ2d 1822, 1826 (TTAB 2012); TMEP §1209.03(c). For example, the attached evidence from 3 Sweet Girls Bakery, Chacon's, and The Rolling Pin Cookies shows that COCOA BOMBS is commonly used in connection with chocolate confections.

The proposed mark, COCOA BOMBS, merely describes a feature of applicant's goods by informing consumers that applicant provides hot cocoa bombs to make hot chocolate/cocoa. The attached and previously attached Internet evidence demonstrates that the wording COCOA BOMBS is commonly used in connection with applicant's goods and/or services and that competitors use the wording COCOA BOMBS to describe a feature of their goods and/or services. Thus consumers will immediately understand that the proposed mark informs them that applicant provides hot cocoa bombs to make hot chocolate/cocoa.

Accordingly, the mark is merely descriptive and the refusal to register on the Principal Register under Section 2(e)(1) of the Trademark Act is continued and made final.

UNVERIFIED SUBSTITUTE SPECIMEN OTHERWISE ACCEPTABLE

Specimen not properly verified. The refusal to register the applied-for mark in International Class(es) 030 is now made final because applicant failed to provide in response to the refusal a properly verified specimen showing the mark as actually used in commerce for applicant's goods and/or services. Trademark Act Sections 1 and 45, 15 U.S.C. §§1051, 1127; 37 C.F.R. §§2.34(a)(1)(iv), 2.56(a), 2.63(b); TMEP §§904, 904.07(a), 1301.04(g)(i). An application based on Trademark Act Section 1(a) must include a specimen, properly verified, showing the applied-for mark as actually used in commerce for each international class of goods and/or services identified in the application or amendment to allege use. 15 U.S.C. §§1051, 1127; 37 C.F.R. §§2.34(a)(1)(iv), 2.56(a); TMEP §§904, 904.07(a).

Applicant was previously refused registration and required to submit a verified substitute specimen in International Class(es) 030 to show use of the applied-for mark in commerce because the original specimen did not show use of the mark in commerce. In response to each refused international class, applicant provided a substitute specimens that appears to show use of the applied-for mark in commerce but is not verified. The USPTO does not accept materials submitted as specimens without proper verification. *See* 37 C.F.R. §§2.34(a)(1), 2.59(a)-(b)(1), 2.76(b)(2); *In re Adair*, 45 USPQ2d 1211, 1212 n.2 (TTAB 1997).

Examples of specimens. Specimens for goods include a photograph of (1) the actual goods bearing the mark; (2) an actual container, packaging, tag or label for the goods bearing the mark; or (3) a point-of-sale display showing the mark directly associated with the goods. *See* 37 C.F.R. §2.56(b)(1), (c); TMEP §904.03(a)-(m). A webpage specimen submitted as a display associated with the goods must show the mark in association with a picture or textual description of the goods and include information necessary for ordering the goods. TMEP §904.03(i); *see* 37 C.F.R. §2.56(b)(1), (c).

Specimens for services must show a direct association between the mark and the services and include: (1) copies of advertising and marketing material, (2) a photograph of business signage or billboards, or (3) materials showing the mark in the sale, rendering, or advertising of the services. *See* 37 C.F.R. §2.56(b)(2), (c); TMEP §1301.04(a), (h)(iv)(C).

Any webpage printout or screenshot submitted as a specimen must include the webpage's URL and the date it was accessed or printed on the specimen itself, within the TEAS form that submits the specimen, or in a verified statement under 37 C.F.R. §2.20 or 28 U.S.C. §1746 in a later-filed response. *See* 37 C.F.R. §2.56(c); TMEP §§904.03(i), 1301.04(a).

Response options. Applicant may respond to this final specimen refusal by satisfying one of the following for each applicable international class:

- (1) Submit a [verification](#) of the previously submitted substitute specimen, attesting that it was in actual use in commerce at least as early as the filing date of the application or prior to the filing of an amendment to allege use. A “verified substitute specimen” is a specimen that is accompanied by the following statement made in a signed affidavit or supported by a declaration under 37 C.F.R. §2.20: “The substitute (or new, or originally submitted, if appropriate) specimen(s) was/were in use in commerce at least as early as the filing date of the application or prior to the filing of the amendment to allege use.” The substitute specimen cannot be accepted without this statement.
- (2) Submit a different and properly verified specimen (a verified [“substitute” specimen](#)) that (a) was in actual use in commerce at least as early as the filing date of the application or prior to the filing of an amendment to allege use and (b) shows the mark in actual use in commerce for the goods and/or services identified in the application or amendment to allege use. The substitute specimen cannot be accepted without the verified statement referenced in (1).
- (3) Amend the filing basis to [intent to use under Section 1\(b\)](#) (which includes withdrawing an amendment to allege use, if one was filed), as no specimen is required before publication. This option will later necessitate additional fee(s) and filing requirements, including a specimen.

For an overview of the response options referenced above and instructions on how to satisfy these options using the online Trademark Electronic Application System (TEAS) form, see the [Specimen webpage](#).

How to respond. [Click to file a request for reconsideration of this final Office action](#) that fully resolves all outstanding requirements and refusals **and/or** [click to file a timely appeal to the Trademark Trial and Appeal Board \(TTAB\)](#) with the required filing fee(s).

/Alison F. Pollack/
Alison F. Pollack
Trademark Examining Attorney
Law Office 106
571-272-4592
alison.pollack@uspto.gov

RESPONSE GUIDANCE

- **Missing the response deadline to this letter will cause the application to [abandon](#).** A response or notice of appeal must be received by the USPTO before midnight **Eastern Time** of the last day of the response period. TEAS and ESTTA maintenance or [unforeseen circumstances](#) could affect an applicant’s ability to timely respond.
- **[Responses signed by an unauthorized party](#)** are not accepted and can **cause the application to [abandon](#).** If applicant does not have an attorney, the response must be signed by the individual applicant, all joint applicants, or someone with [legal authority to bind a juristic applicant](#). If applicant has an attorney, the response must be signed by the attorney.
- If needed, **find [contact information for the supervisor](#)** of the office or unit listed in the signature block.


facebook


Cocoa Bombs by Tiffany is on Facebook. To connect with Cocoa Bombs by Tiffany, log in or create an account.

Log In

or


Create New Account





Cocoa Bombs by Tiffany

Food & Beverage

188

Message

Home

Posts

Reviews

Videos


Photos


Events


About

Current

About


 Food & Beverage

 Gift Shop

 Price Range

\$5

See All >

 Page Transparency

Facebook is showing information to help you better understand the purpose of a Page. See actions taken by the people who manage and post content.

See All >

[Home](#) | [Custom Edible Photo](#) | [Class Schedule](#) | [SHIPPING / PICKUP INFO](#) | [A Cake Journey](#) | [Recipes](#) | [Sign In](#) or [Create an Account](#) | [Cart](#)



[CAKE/CUPCAKE DECORATIONS](#) | [ICING/FONDANT/GUMPASTE/FILLINGS](#) | [EDIBLE DECORATIONS & COLORS](#) | [CHOCOLATE/CANDY](#)

[BAKING/DECORATING TOOLS](#) | [BOARDS / BOXES / PACKAGING](#) | [SEASONAL & HOLIDAY](#) | [DECALS](#) | [GIFT CARDS](#)

Manufacturer

Manufacturer 

[Home](#) | [Chocolate/Candy](#) | [Cocoa Bomb Supplies](#)

COCOA BOMB SUPPLIES

  Products (3)





2 25" Ball COCOA BOMBS Molds (HOUT OF STOCK)
\$1.99
Not for Sale



Ghirardelli Sweet Ground Powder Chocolate and Cocoa 8 oz.
\$3.99

BUY



Mini Dehydrated Marshmallows 1oz.
\$1.99

BUY

[CONTACT US](#)
[RETURN POLICY](#)

[CATEGORY INDEX](#)
[SITEMAP](#)



Copyright 2021 Cake Arts. All Rights Reserved.





The Partilogist

[Home](#) [Fun Food](#) [Holiday Parties](#) [Holiday Sweets](#) [Themed Parties](#) [Cookies & More](#)

Friday, January 1, 2021

Valentine Cocoa Bombs!

HELLO 2021

So what's on trend for 2021? One thing I know is Cocoa Bombs! They were selling like hotcakes over Christmas and from the looks of things, they will continue their popularity well into 2021. I know, your Christmas decorations aren't even put away yet are they? And here I go posting something with hearts.

Valentine Cocoa Bombs!



Welcome!

Hi! I'm Kim,
the girl behind the pink hair...
Welcome to my party blog where I show
how to make cute edible sweets and DIY
parties for all occasions. I hope you
enjoy my blog and party along with me
each week.
Thank you for stopping by!

🌟🌟 Search This Blog

Search this blog...

🌟🌟 Follow by Email

Email address...

🌟🌟 Follow on

Valentine Cocoa



DIY Easy Bake Oven Mixes!



Cocoa Bombs!

ThePartiologist.com



Although made for a cupcake, the little boxes fit the cocoa bomb perfectly. Better than a cupcake. Because when I tried to add a cupcake to the box I totally smashed the frosting. And no one wants a smashed cupcake. So I was left with little boxes waiting for the perfect treat. I found perfect.

And I'm sure if you look around you'll find a little box you could repurpose too?

Dr.Jart+

Shop now at us.drart.com

Homeowners are urged to Switch to a 15-year Fixed if their rate is above 3.100 % APR.

If you owe less than \$331,762 on your home and haven't missed a mortgage payment in 6 months, use Congress's mortgage stimulus program for the middle class. You'll be happy when you see how much you can save.

Select Your Zip Code:

22310

Recalculate Your House Payment

Popular Posts



Hugs & Kisses Tic Tac Toe!



Valentine Oreo's



DIY Easy Bake Oven Mixes!



Organize!



PYO Cookie!



Beyond the Cookie!

And I'm sure if you look around you'll find a little idea you could repurpose too.

Then I remembered the little bags...another sweet way to package a cocoa bomb!



And these cocoa bombs were filled with a heart marshmallow.



Easter Extravaganza!



Minnie Mouse Deviled Eggs!



Disney Themed Christmas Cookies!



Pokeball Cake



Labels

- 2011 Parties (1)
- 2012 Parties (1)
- 2013 Parties (1)
- 50's Theme (3)
- 70's Theme (3)
- 80's Theme (4)
- About Me (3)
- Academy Awards (1)
- Aged To Perfection Party (7)
- Animal Crackers (6)
- Art Party (5)
- Baby Shower - Burlap (1)
- Baby Shower - Buttons & Bows (6)
- Baby Shower - Canopy (1)
- Baby Shower - Neapolitan (7)
- Baby Shower - Pastel (4)



Take a look!



Always expect the unexpected. While you can fill the bombs with traditional mini marshmallows, I decided to fill them with lips and hearts, along with something magically delicious.



• [Valentine's Day - 40 Ideas](#) (9)

- [Baking Party](#) (2)
- [Beach & Luau](#) (18)
- [Bee Theme](#) (13)
- [Birthday](#) (10)
- [Birthday Party](#) (8)
- [Black and White Party](#) (3)
- [Bohemian Themed Party](#) (9)
- [Bridal Shower](#) (10)
- [Bridal Shower Brunch](#) (9)
- [Brownies](#) (20)
- [Cake](#) (22)
- [Cake Pops](#) (36)
- [Candy Corn](#) (15)
- [Cherries](#) (4)
- [Chocolate Party](#) (3)
- [Christmas](#) (47)
- [Christmas Cake Pops](#) (9)
- [Christmas Cookies](#) (26)
- [Christmas Party - Buffalo Plaid](#) (4)
- [Christmas Party - Charlie Brown](#) (2)
- [Christmas Party - Disney](#) (5)
- [Christmas Party - Gold](#) (12)
- [Christmas Party - Peppermint](#) (9)
- [Christmas Party - Santa](#) (6)
- [Christmas Party - Silver](#) (7)
- [Christmas Party - Snowflakes](#) (3)
- [Christmas Party - Zebra](#) (7)
- [Circus/Carnival](#) (22)
- [Coffee](#) (4)
- [Cookies](#) (97)
- [Cupcakes](#) (29)
- [Dairy](#) (12)
- [Disney](#) (30)
- [Disney Cookies](#) (7)
- [Doc McStuffins](#) (2)
- [Dog Party](#) (9)
- [Easter](#) (41)
- [Easter Cookies](#) (14)
- [Easter Party](#) (7)
- [Easy Bake Oven Mix Recipes](#) (2)
- [Fall Party](#) (16)
- [Father's Day](#) (5)
- [Fiesta](#) (6)
- [Flowers](#) (6)
- [Fourth of July](#) (29)
- [Garden Party](#) (10)
- [Get Well](#) (1)
- [Gingerbread](#) (13)



Here's how to make the hearts and lips. All you have to do is buy the mini marshmallows and lucky charm marshmallows.



Fill the bottom half of your chocolate sphere with your favorite cocoa mix.

Using a S'mores marshmallow, cut the lip and heart with mini cookie cutters. I found it worked best if the marshmallow was a little frozen.

Then place the marshmallow inside and added the top of the chocolate sphere. Let it be a surprise when it opens up in the mug!

- Gum (2)
- Halloween (62)
- Ice Cream (8)
- Jungle Party (2)
- Ladybug Picnic (8)
- Leopard Party (3)
- Magic Party (1)
- Mardi Gras (2)
- May Day (4)
- Mother's Day (15)
- Movie Night (1)
- Nautical Party (4)
- New Year (8)
- Oreo's (33)
- Organize (4)
- Party Tables (4)
- Pool Party (8)
- Pumpkin (11)
- Push Pops (13)
- Rice Krispie Treats (31)
- S'mores (14)
- Savory Food (1)
- School (24)
- Shabby Chic (20)
- Snow (14)
- Spa Party (5)
- Sports (15)
- St. Patrick's Day (14)
- Sunflowers (9)
- Super Hero (2)
- Sweet Sixteen (12)
- Thanksgiving (23)
- Unicorn (1)
- Valentine (47)
- Valentine Conversation Heart Party (15)
- Valentine Cookies (21)
- Valentine Fondue Party (3)
- Video (1)
- Wedding (3)
- You Tube (1)



Drizzle the top with more chocolate and add sprinkles. Then try and remember which ones have a heart and which ones have lips?



And here is an easier way to package!



MARYLAND

GO TO YOUR QUOTE

Contributor to the

SugarEd Productions

Sugar Art School

GEICO

MARYLAND'S MOST POPULAR AUTO INSURER

CLICK HERE FOR QUOTE



Easy peasy. Of course this is the one filled with the magically delicious marshmallows.

What would you choose your valentine cocoa bomb to be?

For me...this is the winner!





All you need is LOVE a Chocolate Cocoa Bomb!



amazon	amazon	amazon	amazon	amazon
				
Kraft Jet-Puffed Stackers Mallows	Meri Meri to Have and to \$4.99	Ghirardelli Chocolate \$49.98	Large Heart Sprinkles - 10	Lucky Charms Magically... \$10.00
 Shop now	 Shop now	 Shop now	 Shop now	 Shop now
amazon	amazon	amazon	amazon	amazon



Kraft Jet Puffed Mini...
\$10.93 

[Shop now](#)



Ghirardelli Chocolate...
\$12.00 

[Shop now](#)



2 Packs Large form Semi...
\$9.99

[Shop now](#)



Confetti Hearts Multi Colored...
\$6.99

[Shop now](#)



Wilton White Nonpareils...
\$6.99

[Shop now](#)



Fox Run Mini Heart Cookie...
\$46.58 

[Shop now](#)



Heart Cookie Cutter Set - 6...
\$15.99 

[Shop now](#)

Related Posts



Valentine Oreos



Valentine Ideas!



Sweetheart Cupcakes!



Love Notes Cookie Platter!



Labels: Valentine

2 comments :

- Anonymous

January 3, 2021 at 5:27 PM

Thank you so much for this!

Reply

0 Replies
- The Partilogist

January 16, 2021 at 12:17 PM

You're very welcome, enjoy!

Reply

Enter your comment...

Comment as: Google Account

Publish

Preview

Newer Post

Home

Older Post

Subscribe to: Post Comments (Atom)



Simple Trick To



Follow On  Pinterest

The Partilogist is a participant in the Amazon Services LLC Associates Program, an affiliate advertising program designed to provide a means for sites to earn advertising fees by advertising and linking to amazon.com

Copyright The Partilogist. Powered by Blogger.

513-894-1100

[Location](#) [About Us](#) [Blog](#) [Contact Us](#)



[Home](#) [Shop](#) [Get Started](#) [Menu](#) [Occasions](#) [Inquire Now](#)

[Home](#) / [Shop](#) / [All](#) / [Holidays](#) / [New Year's Eve Cocoa Bomb Trio](#)



New Year's Eve Cocoa Bomb Trio

\$28.00

A set of three festive New Year's cocoa bombs!

The perfect way to ring in 2021 and say
GOODBYE to 2020 (finally!)

Flavors:

- Double chocolate (delicious with Bailey's Irish Cream or espresso added!)
- Rockin' white chocolate strawberry (with pop rocks!)
- Toffee crunch

*Must be picked up at the Kenwood location
(7458 Montgomery Road, Cincinnati, OH
45236)*



Pickup Thursday December 31st
10:30am-2pm

Pickup Date

SKU: N/A Categories: [Holiday Seasonal Store](#), [Holidays](#)

Description Additional information Reviews (0)

Description

A set of three festive New Year's cocoa bombs!
The perfect way to ring in 2021 and say GOODBYE to 2020 (finally)!

Flavors:

- Double chocolate (delicious with Bailey's Irish Cream or espresso added!)
- Rockin' white chocolate strawberry (with pop rocks!)
- Toffee crunch

Skip to navigation

CHOCOLATE
SHOPPE

Search products

Categories

About

GrubHub

Contact

\$0.00 0 items

[Home](#) / [Cocoa Bombs](#)

Cocoa Bombs

Default sorting



Showing the single result



Cocoa Bomb

\$5.00

Select options

Default sorting



Showing the single result

Important Links

[About Us](#)

[Contact Us](#)

[Shipping Info](#)

[Conditions of Use](#)

Find Us

Chocolate Shoppe
1363 US Hwy 395N, Sweet 7
Gardnerville, NV 89410
775.267.1002

Store hours:
Monday – Friday: 9:00 am – 5:30 pm
Saturday: 9:00 am – 5:00 pm
Sunday: Closed

Special Hours:
Closed 12/26 – 12/27
Closed 1/1 – 1/2

[Skip to content](#)



The Rolling Pin Cookies



The Rolling Pin Cookies

[Message Us](#)

Cocoa Bombs

\$5.00

Material - Peppermint

Quantity - 1

ADD TO CART

- 3 flavors available.
- Traditional
 - Peppermint
 - Oreo

Message Us





[Message Us](#)

SEARCH
GET A CUSTOM QUOTE

SIGN UP FOR UPDATES
Promotions, new products and sales. Directly to your inbox.

SUBSCRIBE

[Message Us](#)



Green Thumb Floral Boutique

Mint Chocolate Cocoa Bombs

\$37.99

Type

MINT CHOCOLATE

Size

HALF DOZEN

DOZEN

Quantity

1

ADD TO CART

Mint Chocolate Cocoa Bomb (Half Dozen)

How to enjoy Cocoa Bomb:

- ~~Place Cocoa Bomb~~ ☒ 1 cup/mug
↑ water
or cocoa bomb
- Stir well
- ENJOY!!!

this is a product of [ICI Exclusives](#)

Share T Tweet

Message Us

Search
Book Wording
Sympathy

Plants
News
Businesses Sponsors

© 2021, Green Thumb Floral Boutique
Powered by Shopify

c D J
P V

Message Us

 **Buy now. Pay over time.**
US customers only. Subject to credit approval. [See terms](#)

 **Buy now. Pay over time.**
US customers only. Subject to credit approval. [See terms](#)



CHACON'S | SWEET
TREATS AND GOOD EATS

Have a Sweet Treat Kind of Day!®

Courtesy of our friends at the local bakery.

[HOME](#) [WHAT WE SHIP](#) [SEE WHERE WE ARE](#) [POLICIES](#) [SWEET SPOT SHOP](#) [CATERING](#) [SWEETS TABLES](#) [SWEET CONSULTATION](#)

[Home](#) / [Jumbo Cocoa Bombs](#)



Jumbo Cocoa Bombs

\$2.25

Per dozen



ON SALE THROUGH CHRISTMAST Cocoa Bombs come in chocolate and white chocolate Regular price \$2.25

Keyings: sprinkles, marshmallows, cookie, crumbles, rainbows
filling can include: cocoa, marshmallows, sprinkles, candies, m&ms, kit kits, butter fingers, crumbles, toffee, pecans

Quantity:

1

Add to Cart



To: Cocoa Bombs LLC (david@arkooshlaw.com)
Subject: U.S. Trademark Application Serial No. 88723807 - COCOA BOMBS - N/A
Sent: February 17, 2021 06:06:36 PM
Sent As: ecom106@uspto.gov
Attachments:

United States Patent and Trademark Office (USPTO)

USPTO OFFICIAL NOTICE

Office Action (Official Letter) has issued
on **February 17, 2021** for
U.S. Trademark Application Serial No. 88723807

Your trademark application has been reviewed by a trademark examining attorney. As part of that review, the assigned attorney has issued an official letter that you must respond to by the specified deadline or your application will be [abandoned](#). Please follow the steps below.

(1) [Read the official letter.](#)

(2) **Direct questions** about the contents of the Office action to the assigned attorney below.

/Alison F. Pollack/
Alison F. Pollack
Trademark Examining Attorney
Law Office 106
571-272-4592
alison.pollack@uspto.gov

Direct questions about navigating USPTO electronic forms, the USPTO [website](#), the application process, the status of your application, and/or whether there are outstanding deadlines or documents related to your file to the [Trademark Assistance Center \(TAC\)](#).

(3) **Respond within 6 months** ([or earlier](#), if required in the Office action) from **February 17, 2021**, using the Trademark Electronic Application System (TEAS). The response must be received by the USPTO before midnight **Eastern Time** of the last day of the response period. See the Office action for more information about how to respond

GENERAL GUIDANCE

- [Check the status of your application periodically](#) in the [Trademark Status & Document Retrieval \(TSDR\)](#) database to avoid missing critical deadlines.
- [Update your correspondence email address](#), if needed, to ensure you receive important USPTO notices about your application.
- [Beware of misleading notices sent by private companies about your application.](#) Private companies not associated with the USPTO use public information available in trademark registrations to mail and email trademark-related offers and notices – most of which require fees. All **official USPTO correspondence** will only be **emailed from the domain “@uspto.gov.”**