

ESTTA Tracking number: **ESTTA715938**

Filing date: **12/21/2015**

IN THE UNITED STATES PATENT AND TRADEMARK OFFICE
BEFORE THE TRADEMARK TRIAL AND APPEAL BOARD

Notice of Opposition

Notice is hereby given that the following party opposes registration of the indicated application.

Opposer Information

Name	Security5, LLC
Granted to Date of previous extension	12/23/2015
Address	16885 Via Del Campo Court Suite 300 San Diego, CA 92127 UNITED STATES

Attorney information	Todd J. Langford, Esq. Reden & Reden, APC 16885 Via Del Campo Court Suite 320 San Diego, CA 92127 UNITED STATES tlangford@redenandreden.com
----------------------	--

Applicant Information

Application No	86570670	Publication date	08/25/2015
Opposition Filing Date	12/21/2015	Opposition Period Ends	12/23/2015
Applicant	Mayes, Michael 540 Colonial Dr Hilton Head, SC 29926 UNITED STATES		

Goods/Services Affected by Opposition

Class 009. First Use: 0 First Use In Commerce: 0
All goods and services in the class are opposed, namely: Downloadable mobile applications for reaching and notifying contacts in the event of an emergency

Grounds for Opposition

The mark is merely descriptive	Trademark Act section 2(e)(1)
Genericness	Trademark Act section 23
Other	Applicant lacked a bona fide intent to use the mark #THE PANIC BUTTON# in connection with the goods in the Application.

Attachments	6585.0067 Notice of Opposition v1.pdf(1949847 bytes)
-------------	---

Certificate of Service

The undersigned hereby certifies that a copy of this paper has been served upon all parties, at their address record by First Class Mail on this date.

Signature	/Todd Langford/
Name	Todd J. Langford, Esq.
Date	12/21/2015

**IN THE UNITED STATES PATENT AND TRADEMARK OFFICE
BEFORE THE TRADEMARK TRIAL AND APPEAL BOARD**

In re the matter of Application Serial No. 86570670
Filed: March 20, 2015
For the Mark: THE PANIC BUTTON
Published: August 25, 2015

Security5, LLC,)	
)	
Opposer,)	Opposition No.
)	
v.)	
)	
Michael Meyes,)	
)	
Applicant.)	
)	
)	

Via Electronic Filing
Commissioner for Trademarks
P.O. Box 1451
Alexandria, Virginia 22313-1451

NOTICE OF OPPOSITION

Security5, LLC, a Delaware limited liability company with a place of business at 16885 Via Del Campo Court, Suite 300 in San Diego, California (“Opposer”), believes that it is and will continue to be damaged by the Applicant’s registration of the mark “THE PANIC BUTTON” for downloadable mobile applications for reaching and notifying contacts in the event of an emergency in Class 9, and hereby opposes registration of this mark.

As grounds for opposition, the Opposer alleges as follows:

1. Upon information and belief, Michael Meyes (“Applicant”) is an individual residing and/or doing business at 540 Colonial Drive in Hilton Head, South Carolina.

2. On or about March 20, 2015, Applicant filed Application Serial No. 86570670 (the “Opposed Application”) with the United States Patent and Trademark Office (“USPTO”), pursuant to Section 1(b) of the Lanham Act, 15 U.S.C. §1051(b) to register “THE PANIC BUTTON” (“Applicant’s Mark”) for use on or in connection with the following goods in International Class 9: downloadable mobile applications for reaching and notifying contacts in the event of an emergency.

3. The Opposed Application was published for opposition on August 25, 2015.

4. On or about August 18, 2015, Opposer filed Application Serial No. 86728929 with the USPTO, pursuant to Section 1(b) of the Lanham Act, 15 U.S.C. §1051(b) to register “MY PANIC BUTTON” (the “’929 Application”) for use on or in connection with the following goods in International Class 9: Computer application software for mobile phones, namely, software for alerting family, friends, authorities and/or other individuals in an emergency; Computer application software for wearable devices, namely, software for alerting family, friends, authorities and/or other individuals in an emergency; Computer hardware and software systems for alerting family, friends, authorities and/or other individuals in an emergency; Computer peripheral devices; Computer peripheral equipment; Computer peripherals; Computer software and firmware for alerting family, friends, authorities and/or other individuals in an emergency; Computer software and hardware for alerting family, friends, authorities and/or other individuals in an emergency; Computer software for alerting family, friends, authorities and/or other individuals in an emergency; Downloadable computer software for alerting family, friends, authorities and/or other individuals in an emergency; Downloadable mobile applications for alerting family, friends, authorities and/or other individuals in an emergency; Downloadable software in the nature of a mobile application for alerting family, friends, authorities and/or other individuals in an emergency; Software for alerting family, friends, authorities and/or other individuals in an emergency; Wearable computer peripherals; Wireless computer peripherals.

5. On or about October 17, 2015, the USPTO issued a Suspension Notice suspending the action on the ‘929 Application referencing the Opposed Application.

6. Opposer has been and is developing software and computer peripheral devices for alerting family, friends, authorities and/or other individuals in an emergency, and intends to market its products under the mark “MY PANIC BUTTON.”

7. Opposer filed for and was granted a first extension of time to file an opposition to the Opposed Application through October 24, 2015.

8. Opposer filed for and was granted a second extension of time to file an opposition to the Opposed Application through December 23, 2015.

9. Applicant has not filed a statement of use for the Opposed Application.

10. Upon information and belief, Applicant has not yet commenced use in commerce of Applicant’s Mark in connection with the goods listed in the Opposed Application.

11. Upon information and belief, Applicant has taken no steps towards developing downloadable mobile applications for reaching and notifying contacts in the event of an emergency.

12. Upon information and belief, as of the filing date for the Opposed Application and at the date of the filing of this Opposition, Applicant has not used Applicant’s Mark at all, in any country.

13. Upon information and belief, as of the filing date for the Opposed Application, Applicant lacked a *bona fide* intent to use the mark “THE PANIC BUTTON” in connection with the goods in the Application.

14. Refusal of the Application is appropriate due to Applicant’s lack of a *bona fide* intent to use the mark “THE PANIC BUTTON” in commerce.

15. The term “PANIC BUTTON” is widely used for downloadable mobile applications generically to identify downloadable mobile applications that send a notification to one or more contacts in the event of an emergency. Exhibit A, attached hereto, shows some common generic uses of the term “PANIC BUTTON” related to downloadable mobile applications for reaching and notifying contacts in the event of an emergency.

16. Upon information and belief, the general public does not perceive “PANIC BUTTON” as a distinctive source indicator for any one provider of downloadable mobile applications, and the term is in widespread use in connection with downloadable mobile applications for reaching and notifying contacts in the event of an emergency.

17. The mark “THE PANIC BUTTON” is incapable of distinguishing its goods from like goods of others, including Opposer, because others have used, continue to use and have the right to use such term generically in connection with the same, and closely related products.

18. Alternatively, if Applicant’s Mark is not deemed to be generic, it is merely descriptive of a function or feature of the product, i.e. a panic button, and is incapable of acquiring secondary meaning, as the Applicant cannot show substantial exclusivity of use.

19. Registration of the Opposed Application will cause damage and injury to Opposer.

20. If the Opposed Application for “THE PANIC BUTTON” is allowed to register, Opposer, among others, would be damaged because there would be a cloud on its ability to use the term “PANIC BUTTON” as it has been used, namely to identify downloadable mobile applications for reaching and notifying contacts in the event of an emergency.


WHEREFORE, Opposer respectfully requests that this Notice of Opposition be sustained and that Application No. 86570670 for the mark “THE PANIC BUTTON” be refused.

Respectfully submitted,

Dated: December 21, 2015

REDEN & REDEN, APC

By:



Todd J. Langford, Esq.
16885 Via Del Campo Court, Suite 320
San Diego, California 92127
(619) 758-3869 (Telephone)
(800) 746-5015 (Facsimile)
tlangford@redenandreden.com (e-mail authorized)
Attorney for Opposer
Security5, LLC

CERTIFICATE OF SERVICE

I, Nina Rae D. Brown, hereby certify that on December 21, 2015, I served a copy of the foregoing Notice of Opposition via First Class United States Mail, postage prepaid, on the Applicant on record as indicated below. I also served a copy of the foregoing Notice of Opposition via email to the email address for Applicant as indicated below.

Michael Mayes

540 Colonial Drive

Hilton Head, South Carolina 29926

mayermp@aol.com

A handwritten signature in black ink, appearing to read "NDB" followed by a stylized flourish.

Nina Rae D. Brown

EXHIBIT “A”

Home (<http://www.ravemobilesafety.com>) > Products > Rave Panic Button

Rave Panic Button

One Touch Alert to 9-1-1 and Key On-site Personnel

What is the Rave Panic Button app?



“Rave Panic Button provides a critical link between the communications center, school resource officers, school administrators and responders. It will save time in our response, give us better situational awareness – and with the availability of such information as caller location, floor plans, exit details and more – it will enable us to act more precisely and effectively when we are on scene.”



Chief Tom O’Loughlin
Chief of Police
Milford, Massachusetts

Immediately Connect Schools and Corporate Campuses to 9-1-1, Police, and First Responders

With one touch the Rave Panic Button app dramatically reduces response time for 9-1-1, on-site personnel, and first responders.

Schedule a Demo

To schedule a free Rave Panic Button demo, simply fill out the form below and we’ll contact you shortly.

First name: *

Last name: *

Organization: *

Phone: *

Email: *

State: *

Comments:



- Connects directly to 9-1-1 with a voice call.
- Instantly alerts all on-site personnel – speeding up emergency procedures.
- Immediately provides 9-1-1 with campus layout and other details, which is shared with first responders.
- Opens real-time communication among 9-1-1, campus personnel, and first responders.

Rave Panic Button's On-going and Immediate Impact

From first alert through recovery, Rave Panic Button improves response times and positively impacts outcomes.

Panic Button Outcome and Impact

On-site resources aware of incident (e.g. active shooter): more than 90% improvement – Panic Button app sends notification in under 10 seconds.

Personnel on site immediately aware and responders engaged: reduces load on 9-1-1.

Responders en route: 20-95% improvement based on designated responders.

Responders on site: Panic Button app delivers 10-95% improvement based on responder location.

[Click Here](#)

All Products

- > Rave Alert Emergency Notification System
(<http://www.ravemobilesafety.com/rave-alert/>)
- > Rave Guardian Campus Safety App
(<http://www.ravemobilesafety.com/rave-guardian/>)
- > Rave Eyewitness
(<http://www.ravemobilesafety.com/ravee>)
- > Rave Messenger from AT&T
(<http://www.ravemobilesafety.com/camp>)
- > **Rave Panic Button**
(<http://www.ravemobilesafety.com/panic-button/>)
- > SmartPrepare
(<http://www.ravemobilesafety.com/smar>)
- > Smart911
(<http://www.ravemobilesafety.com/smar>)
- > Technology
(<http://www.ravemobilesafety.com/techr> 3/)
- > Request a Demo
(<http://www.ravemobilesafety.com/requ> a-public-safety-demo/)

Resources



Info Sheet – Panic Button for Colleges

(<http://www.ravemobilesafety.com/info-sheet-panic-button-for-colleges/>)
November 16, 2015




Info Sheet: K-12 Panic Button

(<http://www.ravemobilesafety.com/info-sheet-k-12-panic-button/>)
May 11, 2015

Situational assessment/engagement: Responders enter scene with knowledge of building and caller location -- increases response efficiency which is critical in active shooter incidents.

Recovery phase: Recovery starts earlier and ends faster.

How it Works On the Phone



Authorized employees download the Rave Panic Button app to their mobile phones. A user can then press and hold the emergency call type they wish to place. Two things then happen:

1. A 9-1-1 call is placed from that phone and 2-way dialogue opened.
2. All phones in the Rave Panic Button emergency response system are alerted that a panic call has been placed – this happens in about 2 seconds – and the entire campus can immediately begin emergency procedures.


How it Works On Campus

Campus administrators authorize employees to download the Rave Panic Button app by entering their mobile phone numbers into a secure database. Authorized Panic Button app users and employees with traditional mobile phones, receive immediate emergency notifications during a Panic Button emergency response alert via the app or SMS text message.



Panic Button Case Study: Milford MA

(<http://www.ravemobilesafety.com/panic-button-case-study-milton-ma/>)
March 27, 2015



Infographic: Active Shooter Incidents in U.S.

(<http://www.ravemobilesafety.com/inactive-shooter-incidents-u-s/>)
January 6, 2015



Rave Panic Button: Improving K-12 Emergency Response

(<http://www.ravemobilesafety.com/rave-panic-button-improving-k-12-emergency-response/>)
September 23, 2014



Info Sheet: Rave Panic Button

(<http://www.ravemobilesafety.com/panic-button-info-sheet/>)
February 12, 2014



Info Sheet: Smart911

(<http://www.ravemobilesafety.com/info-sheet-smart911/>)
June 1, 2012

News



How Does E911 Work?

(<http://www.ravemobilesafety.com/how-does-e911-work/>)
September 9, 2015



10 Things You Probably Didn't Know About Smart911

(<http://www.ravemobilesafety.com/10-things-probably-didnt-know-smart911/>)
November 4, 2014



Police Chief Gives Panic Button 'RAVE' Review

(<http://www.ravemobilesafety.com/panic-chief-gives-panic-button-rave-review/>)

Administrators also create a campus profile containing critical information – floor plans, descriptions and location of key personnel, numbers and locations of students or employees, or anything else that might enhance emergency response from a school, or campus through the Panic Button app. This information becomes instantly available to 9-1-1 when a panic call is placed.

August 8, 2014



Panic Button App Allows Silent Communication

(<http://www.ravemobilesafety.com/panic-button-app-allows-silent-communication/>)
July 10, 2014



Reducing Reaction Time to Active Shooter Incidents Through Technology

(<http://www.ravemobilesafety.com/reaction-time-active-shooter-incidents-technology/>)
June 15, 2014



Understanding Mobile Phone Location Based Services

(<http://www.ravemobilesafety.com/understanding-mobile-phone-location-based-services/>)
November 20, 2013

When a panic call is placed, all employees in the campus' emergency response system receive a Panic Button alert which jump starts emergency procedures. Once 9-1-1 determines the exact nature of the emergency, they send additional messages to the entire group to keep them updated and informed.

How it Works At 9-1-1

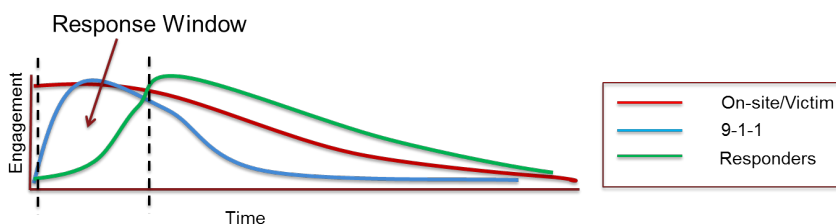
When 9-1-1 receives an incoming Panic Call...



- The 9-1-1 call taker automatically knows who is calling and from what campus and have detailed information about the campus on their screen. Additionally, they can begin text messaging to the entire Panic Button emergency response group with updates and other information.
- The speed and accuracy of additional relevant information given to 9-1-1 dramatically reduces call taking and response times and helps to quickly setup incident management.

Closing the Response Window for First Responders

The faster an assailant is interrupted, for example, during an active shooter event, the lower the overall incident fatality rate. Quick and informed action by individuals on site, or by school resource officers and other law enforcement personnel arriving sooner, ends the incident and gets victims help faster.



School resource officers, or other local law enforcement officers, can be included in the campus' emergency notification group through the Rave Panic Button app. This lets them receive immediate alerts through their mobile devices when someone activates the Panic Button app, even before 9-1-1 answers the emergency call. This reduces their response time by up to several minutes. The facility and 9-1-1 dispatch always control who is notified – helps limit self-dispatch confusion.

Summary

Provides direct connection between 9-1-1, responders, and the caller by leveraging existing 9-1-1 infrastructure.

Delivers critical data such as detailed caller location, floor plans, emergency exit locations, emergency contacts, and key procedures.

Provides an easy, scalable method for maintenance of facility/site emergency response information.

Automatically notifies designated on-site personnel (e.g. principal, security officer, maintenance, supervisors) via text message of the Rave Panic Button activation and when the call is answered at 9-1-1.

Enables immediate, secure collaboration between responders and on-site personnel.

As a smart phone app, Rave Panic Button is available wherever a user is on a facility.

Reduces malicious activations common with hardwired panic buttons.

Extremely cost effective, leveraging existing mobile devices and 9-1-1 network.

Rapid installation with no required on-site hardware or software. Easy setup and user training including temporary site personnel.

Company Info

Management

(<http://www.ravemobilesafety.com/company/management/>)

Board of Directors

(<http://www.ravemobilesafety.com/company/board-of-directors/>)

Awards

(<http://www.ravemobilesafety.com/company/awards/>)

Careers

(<http://www.ravemobilesafety.com/company/careers/>)

Brand & Usage Guidelines

(<http://www.ravemobilesafety.com/company/branding-usage-guidelines/>)

Customer Overview

(<http://www.ravemobilesafety.com/company/customer-overview/>)

Customer Support

(<http://www.ravemobilesafety.com/company/customer-support/>)

Business Partners

(<http://www.ravemobilesafety.com/company/business-partners/>)

Industry Partners

(<http://www.ravemobilesafety.com/company/industry-partners/>)

Technology Partners

(<http://www.ravemobilesafety.com/company/infrastructure-partners/>)

Become a Rave Partner

(<http://www.ravemobilesafety.com/company/become-a-rave-partner/>)

© 2015 Rave Mobile Safety. All Rights Reserved.

RaveAlert & Rave Messenger from AT&T employs or practices certain features and/or methods of U.S. Patent No. 7,409,428.

Rave Mobile Safety also holds U.S. Patents for the following products: Smart911 – 6,600,812; 8,484,352; 8,516,122; 9,078,092; Patents Pending.

Rave Guardian – 8,165,562; 8,126,424; 9,071,643; Patents Pending. SmartPrepare – 8,751,265; Patents Pending. Rave Alert – 8,825,687; 9,077,676; Patents Pending.

iTunes Preview

[Overview](#)[Music](#)[Video](#)[Charts](#)

Panic Button Emergency Locator

[View More by This Developer](#)

By Saritasa

Open iTunes to buy and download apps.

Description

The Panic Button Emergency Locator application is the one application you hope you will never have to use, but you will want to have "just in case".

Use the Panic Button app when:

- You're being followed by a stranger
- You get lost and need to be found
- Children walking to school alone
- Children separated in large crowds
- If you're kidnapped/abducted
- Stranger in the house
- Anytime you need to discretely broadcast your location and a message to your contact list of emails or SMS.

\$9.99

Category: [Utilities](#)

Updated: Jan 06, 2012

Version: 2.2

Size: 1.3 MB

Language: English

Seller: Saritasa, LLC

© 2009, 2010, 2011

Saritasa, LLC

Rated 4+

Launch the application, and after a few moments, the app goes into "stealth" mode displaying your desktop (or any other background image you want) so no one knows that the app is running. While it is running, the app is gathering information about your location and is listening for any message you want to communicate (like your location, your situation, what you see around you, etc.). Then the app sends both your location and the audio message you created to your pre-selected list of contacts via email, SMS text or both!

The application provides a simple interface to manage your Contact List, How often the app sends out a message, the duration of your audio message/recording, and your email message.

[Saritasa Web Site](#) [Panic Button Emergency Locator Support](#)

Compatibility: Requires iOS 3.0 or later. Compatible with iPhone, iPad, and iPod touch.

What's New in Version 2.2

Minor Performance Improvements
iOS 5 Compatibility Checks

Customer Ratings

We have not received enough ratings to display an average for the current version of this application.

All Versions:

9 Ratings

iPhone Screenshot

Top In-App Purchases

1. 5 SMS \$1.99
2. 10 SMS \$3.99

More iPhone Apps by Saritasa

[Zombify Me](#)

[View In iTunes](#)

M: Mermaids of Hollywood
View In iTunes


Catch Ball Arcade Game FREE
View In iTunes

Catch Ball Arcade Game
View In iTunes

Dynamite Ball
View In iTunes




Customers Also Bought



Rowmote Pro: Re...
Utilities
View In iTunes



Red Panic Button
Utilities
View In iTunes



Converter Plus - U...
Utilities
View In iTunes



PanicPro
Utilities
View In iTunes

App Store on Facebook and Twitter



Discover and share
new apps.
Follow us on
@AppStore.



iTunes on Facebook



Discover and share
new music, movies,
TV, books, and
more.



iTunes on Twitter



Follow us @iTunes and discover
new iTunes Radio Stations
and the music we love.

Apple > iTunes

Shop and Learn

- Mac
- iPad
- iPhone
- Watch
- Apple Music
- iTunes
- iPod
- Apple TV
- Accessories
- Gift Cards

Apple Store

- Find a Store
- Genius Bar
- Workshops and Learning
- Youth Programs
- Apple Store App
- Refurbished
- Financing
- Reuse and Recycling
- Order Status
- Shopping Help

For Education

- Apple and Education
- Shop for College

For Business

- iPhone in Business
- iPad in Business
- Mac in Business
- Shop for Your Business

Account

- Manage Your Apple ID
- Apple Store Account
- iCloud.com


Apple Values

- Environment
- Supplier Responsibility
- Accessibility
- Privacy
- Inclusion and Diversity
- Education

About Apple

- Apple Info
- Job Opportunities
- Press Info
- Investors
- Events
- Hot News
- Legal
- Contact Apple

More ways to shop: Visit an [Apple Store](#), call 1-800-MY-APPLE, or [find a reseller](#).



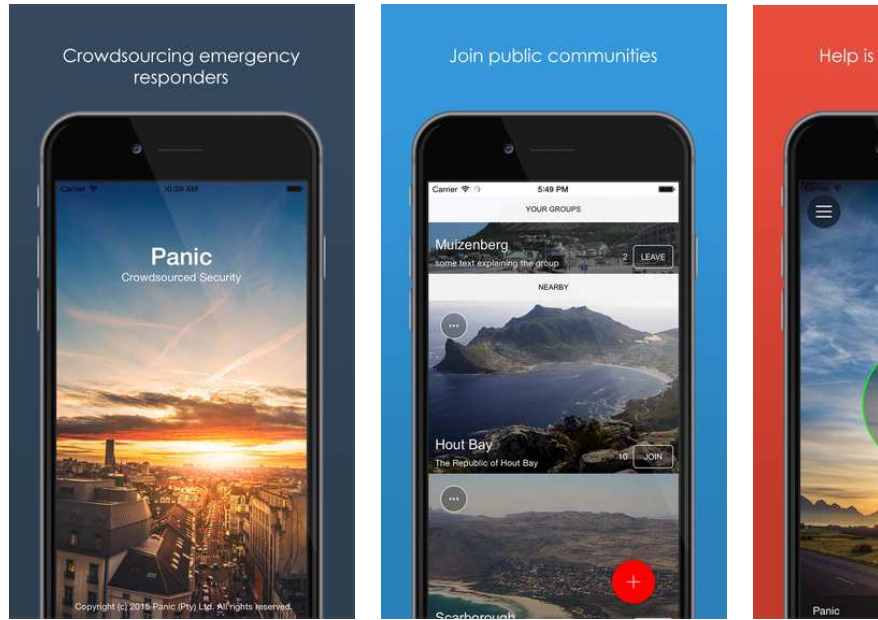
Panic 4+

Byron Coetsee >

[Details](#) [Ratings and Reviews](#) [Related](#)

Screenshots

iPhone iPad





Offers In-App Purchases

This app is designed for both iPhone and iPad

Rating: 4+

TOP IN-APP PURCHASES

1. Additional Group Purchase \$0.99

LINKS

[License Agreement](#)
[Developer Website](#)

© Byron Coetsee, 2014.

Description

... Panic - Crowdsourced Emergency Responders ...

With a simple push of a button help is on the way – wherever you are. Panic aims to drop emergency response time to a minimum. It transforms a community into one huge response unit that can be called upon in an emergency, instead of relying on regular and often unreliable emergency services such as local police, private security companies or emergency medical services.

... Turning your city into one big emergency response unit! ...

Personalised and predefined groups are notified with your location when a Panic is activated – the response time becomes the time it takes for your neighbour to run next door, or for someone nearby to come to your aid. It also removes the need for unnecessary lengthy phone calls trying to explain where you are or what the problem is.

Current emergency related apps rely on contacts you choose, but what happens when you move or travel to another area where those contacts can no longer help you when in need? With Panic, all you need to do is hop off one group and join another. For instance, if you are visiting New York, coming from Cape Town you can leave the Cape Town group and join the NY group, instantly having hundreds of thousands of people as your temporary emergency responders. You also still get any notifications for any private groups or public groups back home (if you have not left or muted the group). This way, if a loved one is in trouble, you will still know about it.

NOTE: Continued use of GPS running in the background can dramatically decrease battery life.

What's New in Version 2.0.2 Posted Oct 28, 2015

- iPad crash when tapping the (•••) button for a group
- Map type is now changeable (Standard, Satellite, Hybrid)







- Fixed the issue when join a community, the screen wouldn't go back
- Added a proper alert sound when someone activates the Panic button
- Some other small improvements...

[show all versions](#)

Information

Seller	Byron Coetsee
Category	Utilities
Updated	Oct 28, 2015
Version	2.0.2
Size	13.6 MB
Rating	Rated 4+
Family Sharing	Yes
Compatibility	Requires iOS 8.0 or later. Compatible with iPhone, iPad, and iPod touch.
Languages	English, Afrikaans, German

Customers Also Bought

					
Screen Grabber Utilities	Afrihost Utilities	Car Logbook Utilities	Loadshed Utilities	GridWatch Utilities	Prey Anti Security, 1 Utilities
Get	Get	Get In-App Purchases	Get	Get	Get In-App Purc

Apple Music
90-Day Trial
Beats 1


Explore
Music
Movies
TV Shows
App Store
Books
Podcasts
Audiobooks
iTunes U

Features
Browse
Featured Pre-Orders
Purchased
iTunes Match

Help
Support
iTunes Tutorials
In-App Purchases
System Status

Manage
Account
Redeem
My Wish List
Change Country

App Store > Utilities > Boxapixels Oy



\$0.99 Buy

Rating: 4+

LINKS

Developer Website

© 2012 Boxapixels Oy

Panic-Button 4+

Boxapixels Oy >

[Details](#) [Ratings and Reviews](#) [Related](#)

iPhone Screenshots



Description

Caught in an emergency situation and quickly need to text your closest friends and family?

Panic button allows you to very quickly send a pre-formatted emergency text message to as many as five people

Included in the message is your geo-location and a list of the names and phone numbers of all the recipients of the emergency message.

This allows the recipients to contact each other to figure out what to do about your situation.

Holding down the large Panic button for 2 seconds will cause a text message to be automatically created with all recipients, your location, your custom message and a link to your location on the Maps application.

This could save important seconds and minutes that might be crucial to your emergency situation!

What's New in Version 1.2 Posted Feb 3, 2012


Fixes for differing locales of decimal numbers.

[show all versions](#)

Information

Seller	Boxapixels Oy
Category	Utilities
Updated	Feb 3, 2012
Version	1.2
Size	171 KB
Rating	Rated 4+
Family Sharing	Yes
Compatibility	Requires iOS 4.3 or later. Compatible with iPhone, iPad, and iPod touch.
Languages	English


Customers Also Bought




Decibels
Utilities
[Get](#)
In-App Purchases



Red Panic Button
Utilities
 [Get](#)
In-App Purchases



PanicPro
Utilities
[Get](#)



Metal Detector
Utilities
[Get](#)



Fing - Network Scanner
Utilities
 [Get](#)



ShopShop
Shopping
Utilities
 [Get](#)

Apple Music
90-Day Trial
Beats 1

Explore
Music
Movies
TV Shows
App Store
Books
Podcasts
Audiobooks
iTunes U

Features
Browse
Featured Pre-Orders
Purchased
iTunes Match

Help
Support
iTunes Tutorials
In-App Purchases
System Status

Manage
Account
Redeem
My Wish List
Change Country

iTunes Preview

Overview Music Video Charts

Red Panic Button

[View More by This Developer](#)

By **ULTIMATE COMMUNICATION SOFTWARE LTD**

Open iTunes to buy and download apps.

Description

****Red Panic Button is now a universal app****

When you are in trouble press the Red Panic Button!

[Red Panic Button Support](#)

[...More](#)

What's New in Version 1.3.7

- Bug fixes
- Improved overall performance
- Optimize screens

This app is designed for both iPhone and iPad

Free

Category: [Utilities](#)
 Updated: Nov 21, 2015
 Version: 1.3.7
 Size: 7.6 MB
 Languages: English, Spanish
 Seller: ULTIMATE COMMUNICATION SOFTWARE LTD
 © 2013 ULTIMATE COMMUNICATION SOFTWARE LTD
 Rated 4+

Compatibility: Requires iOS 7.0 or later. Compatible with iPhone, iPad, and iPod touch.

Customer Ratings

We have not received enough ratings to display an average for the current version of this application.

All Versions:
47 Ratings

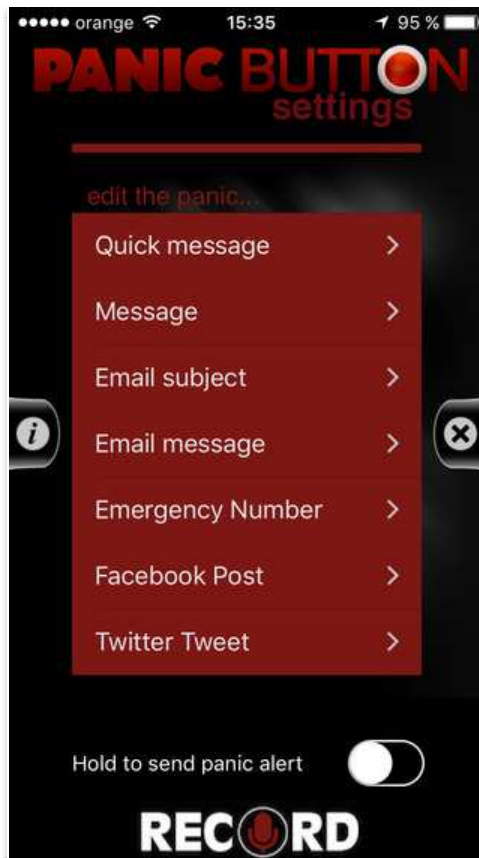
Top In-App Purchases

- No ADS,customize ... \$2.99

More by **ULTIMATE COMMUNICATION SOFTWARE LTD**

Screenshots

iPhone | iPad



Customers Also Bought

ShoeBox Romania
View In iTunes

EverPass Password...
Utilities
View In iTunes

PanicPro
Utilities
View In iTunes

Data Perks
Utilities
View In iTunes

SafetyGrid
Utilities
View In iTunes

Panic Button Emer...
Utilities
View In iTunes

App Store on Facebook and Twitter



Discover and share new apps. Follow us on @AppStore.

12m
Like

iTunes on Facebook



Discover and share new music, movies, TV, books, and more.

31m
Like

iTunes on Twitter



Follow us @iTunes and discover new iTunes Radio Stations and the music we love.

Apple > iTunes

Shop and Learn

- Mac
- iPad
- iPhone
- Watch
- Apple Music
- iTunes
- iPod
- Apple TV
- Accessories
- Gift Cards

Apple Store

- Find a Store
- Genius Bar
- Workshops and Learning
- Youth Programs
- Apple Store App
- Refurbished
- Financing
- Reuse and Recycling
- Order Status
- Shopping Help

For Education

- Apple and Education
- Shop for College

For Business

- iPhone in Business
- iPad in Business
- Mac in Business
- Shop for Your Business

Account

- Manage Your Apple ID
- Apple Store Account
- iCloud.com

Apple Values

- Environment
- Supplier Responsibility
- Accessibility
- Privacy
- Inclusion and Diversity
- Education

About Apple

- Apple Info
- Job Opportunities
- Press Info
- Investors
- Events
- Hot News
- Legal
- Contact Apple

More ways to shop: Visit an [Apple Store](#), call 1-800-MY-APPLE, or [find a reseller](#).