

# BULKY DOCUMENTS

(exceeds 300 pages)

Proceeding/Serial No: 91123506

Filed: 5-11-07

Title: Pucel Enterprises, Inc.

U.S.

Grizzly Industrial, Inc.

Part \_\_\_\_ of \_\_\_\_


GRIZC-04238

# 12" PROFESSIONAL CABINET SAW

TABLE SAWS

This industrial-grade saw can handle the extra big jobs, all day, every day. And don't worry if you're stepping up to this beast from a 10" saw: It includes quick-change  $\frac{3}{8}$ " and 1" arbors, so you can keep your old blades. The G5959 has all the features you'd expect from a top-quality cabinet saw, plus some you'll pay extra for elsewhere. But don't take our word for it - check it out yourself!

32  
the  
With  
only  
ce.  
1 is




THIS IS A GREAT  
PROFESSIONAL SAW!

## FEATURES:


- Cast iron trunnions
- $\frac{3}{8}$ " x  $\frac{3}{4}$ " T-slots
- Cast iron miter gauge
- 4" dust port
- Power transfer: Triple V-belt
- Table size with wings: 30 $\frac{1}{4}$ "D x 48"W
- Precision ground cast iron table
- Clear plastic guard with steel splitter
- Sloped cabinet floor assists dust collection
- Dual arbors:  $\frac{3}{8}$ " and 1"
- Motor cover standard
- Heavy-duty cam lever fence
- Magnetic switch with thermal overload protection
- Machined collar on arbor
- Outboard bearing

## SPECIFICATIONS:

- 5 H.P., 220V, single phase motor
- Amps: 27
- Arbor 4140 RPM
- Rim speed: 13,000 sfpm
- Maximum depth of cut @ 90°: 4"
- Maximum depth of cut @ 45°: 2 $\frac{5}{8}$ "
- Maximum rip capacity: 50"
- Distance from front of table to blade at maximum cut: 13 $\frac{1}{4}$ "
- Distance from front of table to center of blade: 18 $\frac{1}{2}$ "
- Overall dimensions: 81 $\frac{1}{2}$ "W x 38 $\frac{1}{2}$ "D x 39 $\frac{1}{2}$ "H
- Shipping dimensions: 48"W x 30"D x 40"H
- Table height from floor: 34 $\frac{1}{2}$ "
- Shipping weight approx: 615 lbs.



MAGNETIC SAFETY SWITCH



MASSIVE CAST IRON TRUNNIONS

AS LOW AS ~~\$1,595.00~~ **\$1,495.00** Excludes tax & freight

**MODEL G5959**  
5 H.P. 1 PHASE  
12" CABINET SAW

**ONLY \$1,495.00** ANYWHERE IN LOWER 48 STATES

AS LOW AS ~~\$1,595.00~~ **\$1,495.00** Excludes tax & freight

**MODEL G9957**  
7 $\frac{1}{2}$  H.P. 3 PHASE  
12" CABINET SAW

**ONLY \$1,495.00** ANYWHERE IN LOWER 48 STATES

## ZERO CLEARANCE INSERT


Made especially for our G5959 and G9957 table saws. Height is easily adjustable. Special phenolic material.



**MODEL H0629** **ONLY \$29.95 EACH**  
THREE OR MORE **\$26.95 EACH**

## SUPER HEAVY-DUTY SHOP FOX® MOBILE BASE

Made for machines that weigh between 500 lbs. to 1200 lbs., this patented base is extremely stable with outrigger type supports. Adjusts from 18" x 24 $\frac{1}{2}$ " to 28" x 33 $\frac{1}{2}$ ".



**MODEL G7315** **ONLY \$89.95**

## — OPTIONAL ACCESSORIES —

## 12" CARBIDE TIPPED SAW BLADES

G4808

MODEL	BORE	TEETH	PRICE
G4808	1"	40	\$44.95
G5468	1"	60	\$44.95
G5469	1"	80	\$47.95
G5470	1"	100	\$49.95




Table saw not included

## SWING TYPE SLIDING TABLE

Safety, convenience and ease of use; these are three reasons why you should consider this sliding table, especially if you regularly deal with large sheet stock. Cross cuts 90° only. Shipping weight approximately 207 lbs.

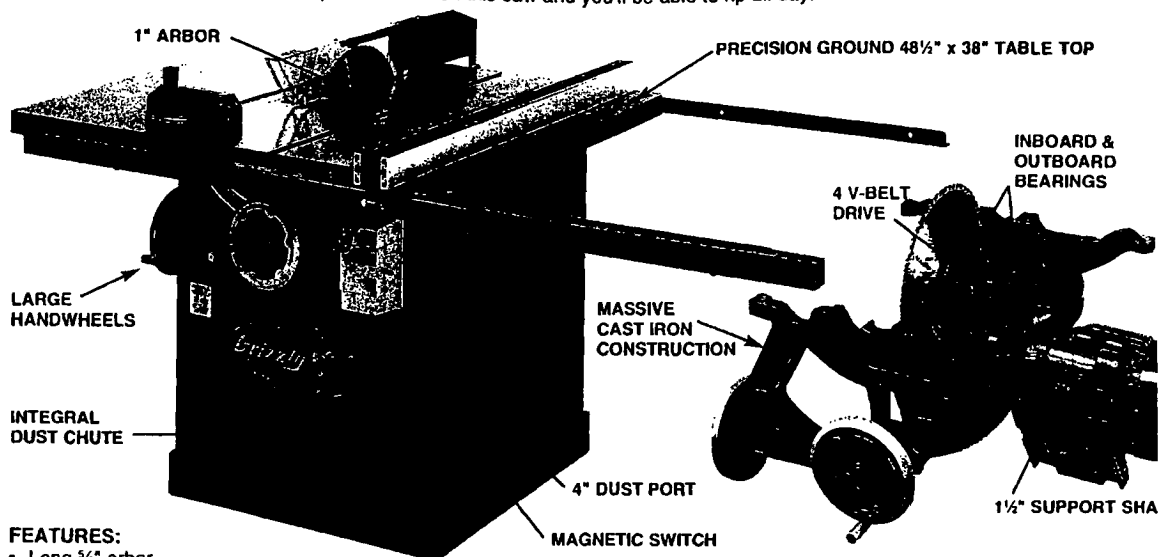
**MODEL G6103** **ONLY \$495.95**

CALL 24 HOURS A DAY FROM ANYWHERE IN THE U.S.A. 1-800-523-4777

17

# 14" PROFESSIONAL CABINET SAW

Our 14" Cabinet Saw has quickly become the workhorse of the professional shops. With features such as quadruple drive, machined collars, outboard arbor support bearing, dust pick up and a huge 48½" x 38" table surface, no job is too large. From 4' x 8' sheet stock to material 5" thick, this saw will handle it and ask for more. If you're tired of trying to process large on a small table saw, look no further. Chances are you'll be able to afford one too, since other saws with these features considerably more. Put a 1 H.P. power feeder on this saw and you'll be able to rip all day.



## FEATURES:

- Long ¾" arbor
- Cast iron trunnions
- ½" x ⅝" T-slots
- Cast iron miter gauge
- Safety guard
- 4" dust port
- Power transfer: V-belt drive
- Table size with wings: 48½"D x 38"W
- Precision ground cast iron table
- Sloped cabinet floor assists dust collection
- One piece steel cabinet
- TEFC motor
- Magnetic switch with thermal overload protection
- Outboard bearing
- 1" arbor

## SPECIFICATIONS:

- 5 H.P., 220V, 1 Phase or 7.5 H.P., 220V, 3 Phase Motor
- 26 Amps @ 220V
- Arbor speed 3850 RPM
- Rim speed 14,110 SFPM
- Maximum depth of cut @ 90°: 5"
- Maximum depth of cut @ 45°: 3⅞"
- Maximum rip to right of blade: 50¼"
- Distance from front of table to blade at maximum cut: 15½"
- Distance from front of table to center of blade: 22½"
- Overall dimensions: 82"W x 47"D x 42"H
- Shipping dimensions: 36½"W x 43½"D x 42"H

- Table height above floor: 35½"
- Net weight: 825 lbs.
- Shipping weight approx: 1000 lbs.

## SUPER HEAVY-DUTY SHOP FOX® MOBILE BASE

Adjusts from 18" x 24½" to 28½" x 33½"  
**MODEL G7315 ONLY \$89<sup>95</sup>**

GRIZC-04239

## MODEL G7209 14" TABLE SAW 5 H.P. 1 PHASE

ONLY

~~\$2,495<sup>00</sup>~~ **\$2,295<sup>00</sup>**

**\$200**  
ANYWHERE IN  
LOWER 48 STATES

## MODEL G7210 14" TABLE SAW 7½ H.P. 3 PHASE

ONLY

~~\$2,495<sup>00</sup>~~ **\$2,495<sup>00</sup>**

**\$200**  
ANYWHERE IN  
LOWER 48 STATES

## 14" CARBIDE TIPPED ATB SAW BLADES

MODEL	BORE	TEETH	PRICE
G7967	1"	36	\$69 <sup>95</sup>
G7968	1"	60	\$74 <sup>95</sup>
G7969	1"	80	\$89 <sup>95</sup>

## — OPTIONAL ACCESSORIES —




Table saw not included

## 14" SWING TYPE SLIDING TABLE

Safety, convenience and ease of use these are three reasons why you should consider this sliding table, especially if you regularly deal with large sheet stock. Cross cuts 90° only. Shipping weight approximately 209 lbs.

**MODEL G8010 ONLY \$595<sup>95</sup>**





## 4" JOINTER

JOINTERS

If your smaller projects can't justify the expense of a stationary jointer, we have the perfect jointer for you! Whatever the size of your project, quality work demands the function of a jointer. Edges will glue up tighter, corners will line up straighter and your whole project will go together more smoothly. Don't put off buying a jointer any longer when this handy benchtop version is available! You'll wonder how you lived without one.

### FEATURES:

- 2-H.S.S. knife cutterhead
- Powerful 1/2 H.P., 110V motor
- Cast iron table
- 23" table length
- Infeed table depth-of-cut gauge
- 16,000 cuts per minute
- 3/4" maximum depth of cut
- 45° and 90° fence stops
- Cutterhead speed: 8,000 R.P.M.
- Jack screw knife adjustment
- 2 1/2" dust port
- Shipping weight approx. 28 lbs.



### 4" JOINTER KNIVES

Set of Two

MODEL H3874

ONLY \$12<sup>95</sup>

### MODEL H2801 4" JOINTER

INTRODUCTORY PRICE \$179<sup>95</sup>


## 6" x 47" JOINTER WITH HANDWHEELS

- 1/2" rabbeting capacity
- Depth of cut is 1/2" maximum
- 1 H.P., 110/220V, single phase, ball bearing motor, prewired 110V
- 3-knife ball bearing cutterhead
- Knives are high speed steel
- Precision gib adjustment on dovetailed ways
- Table size: 6" x 47"
- Precision-ground table
- Powder coated paint
- Steel stand has built-in chip chute

"Grizzly's G1182HW arrived with the fence and tables within .001" of being perfectly flat and parallel - the best in the test."

Wood® Magazine  
September 2001

- Infeed and outfeed tables have handwheels for convenient table height adjustment
- Super heavy-duty, center-mounted fence is 4" x 29 1/4" - positive stops @ 45° & 90°
- Shipping weight approx. 215 lbs.



GRIZC-04240

### MODEL G1182HW

6" x 47" JOINTER WITH HANDWHEELS

ONLY \$325<sup>00</sup>

55%  
ANYWHERE IN  
LOWER 48 STATES



### — OPTIONAL ACCESSORIES —

#### JOINTER DUST HOODS

Available in two sizes for all popular 6" and 8" jointers with cabinet stands.

MODEL SIZE PRICE EA. DISCOUNT  
G1839 8 1/4" x 8 1/4" \$7.95 \$6.95

#### DISPOZ-A-BLADE®

Holders & Knives

MODEL G6660 ONLY \$159<sup>95</sup>



3 OR MORE  
MIX & MATCH

#### 6" JOINTER KNIVES

6" Laminated - Set of 3

MODEL G1188

ONLY \$19<sup>95</sup>

6" H.S.S. - Set of 3


MODEL G6697

ONLY \$24<sup>95</sup>

#### SEGMENTED V-BELT

Makes machines run smoother/quieter.

MODEL G3640 1/2" x 4" ONLY \$19<sup>95</sup>



#### MINI SHOP FOX® MOBILE BASE

Adjusts from 10 1/2" x 14 1/2" to 17" x 21 1/2".  
Weights 32 lbs.

MODEL G8683

ONLY \$59<sup>95</sup>


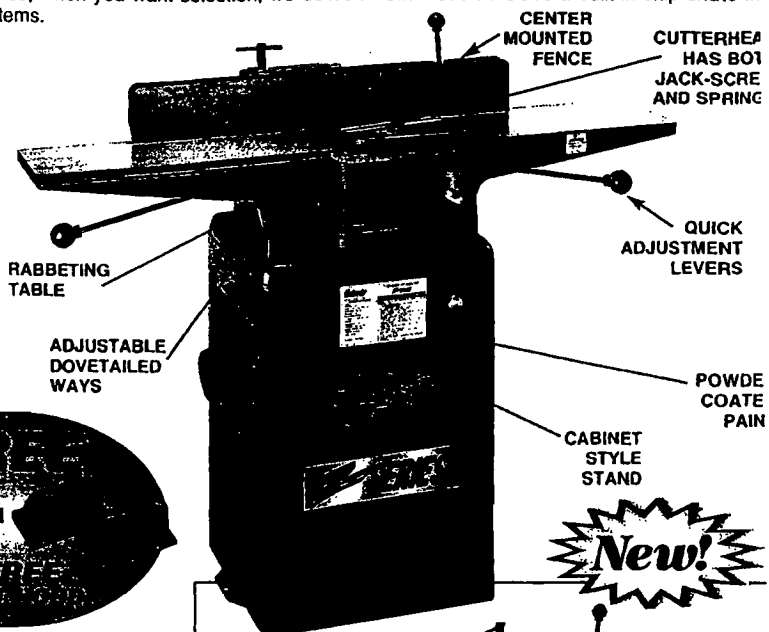

CALL 24 HOURS A DAY FROM ANYWHERE IN THE U.S.A. 1-800-523-4777




We've taken the best and made it better. The Z-Series Jointers offer more muscular cabinet style stands, much like our top-line 8" jointers. The G1182Z includes quick adjustment table levers while the new G1182ZHW offers the predictability of hand wheel adjustment. Whatever your preference, when you want selection, we deliver! Both models include a built-in chip chute that can easily be adapted for dust collection systems.

#### SPECIFICATIONS:


- Re-designed fence system – positive stop @ 45° & 90°
- Heavy-duty cabinet stand
- Heavy-duty on/off switch
- 1/2" rabbeting capacity
- Depth of cut is 1/2" maximum
- 1 H.P., 110/220V, single phase, ball bearing motor, prewired 110V
- Switch: 110V only
- 3-knife ball bearing cutterhead
- Knives are high speed steel
- Precision gib adjustment on dovetailed ways
- Table size: 6" x 47"
- Precision-ground table
- Steel stand has built-in chip chute
- Infeed and outfeed tables have quick-adjustment levers for convenient table height adjustment
- Includes jack-screw and accessory spring kit
- Super heavy-duty, center-mounted fence is 4" x 29 1/4"
- Shipping weight approx. 225 lbs.



BEVEL JOINTING



RABBETING



HANDWHEEL MODEL

**MODEL G1182Z**  
6" x 47" JOINTER WITH STAND  
**ONLY \$395<sup>00</sup>**

**\$55**  
ANYWHERE IN  
LOWER 48 STATES

**MODEL G1182ZHW**  
6" x 47" JOINTER  
WITH HANDWHEELS  
**INTRODUCTORY PRICE \$425<sup>00</sup>**

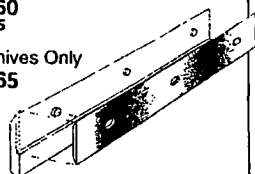
**\$55**  
ANYWHERE IN  
LOWER 48 STATES

#### — OPTIONAL ACCESSORIES —

##### DISPOZ-A-BLADE®

Holders & Knives  
**MODEL G6660**  
**ONLY \$159<sup>95</sup>**


Replacement Knives Only  
**MODEL G6665**  
**ONLY \$16<sup>95</sup>**



SEE PAGE 39 FOR DISPOZ-A-BLADE

##### JOINTER PAL® MAGNETIC JOINTER KNIFE SETTING JIGS

**PLASTIC JIGS**  
(FOR 4" – 8" JOINTERS)  
**MODEL G3360 EACH \$26<sup>95</sup>**  
**STEEL BODY**  
(FOR 4" – 8" JOINTERS)  
**MODEL G1753 EACH \$42<sup>95</sup>**



##### MINI SHOP FOX® MOBILE BASE

Adjusts from 10 1/2" x 14 1/2" to 17" x 21 1/2".  
Weighs 32 lbs.

**MODEL G8683 ONLY \$59<sup>95</sup>**



## 6" x 47" HEAVY-DUTY JOINTER

**JOINTERS**

This top-of-the-line industrial-duty 6" jointer has features never before available in this price range. Post-mounted magnetic switch with indicator light adds safety and convenience. Extra heavy-duty steel cabinet with built-in dust chute makes for an exceptionally stable and quiet operation. Levers for table adjustment offer faster and easier height changes. And only Grizzly offers both jack-screw and spring loaded knives so you can set the knives the way you prefer.

### SPECIFICATIONS:

- Re-designed fence system – positive stop @ 45° & 90°
- Heavy-duty cabinet stand
- ½" rabbeting capacity
- Depth of cut is ½" maximum
- 1 H.P., 110/220V, single phase, ball bearing motor, prewired 110V (switch is 110V only)
- 3-knife ball bearing cutterhead
- Knives are high speed steel
- Precision gib adjustment on dovetailed ways
- Table size: 6" x 47"
- Precision-ground table
- Steel stand has built-in chip chute
- Infeed and outfeed tables have quick-adjustment levers for convenient table height adjustment
- Includes jack-screw and accessory spring kit for setting blades
- Super heavy-duty, center-mounted fence is 4" x 29¼"
- Shipping weight approx. 235 lbs.

CENTER MOUNTED FENCE


MAGNETIC SWITCH CONTROL WITH INDICATOR LIGHT

CUTTERHEAD HAS BOTH JACK SCREWS AND SPRINGS

RABBETING TABLE

QUICK ADJUSTMENT LEVERS


EXTRA HEAVY DUTY CABINET WITH BUILT-IN CHIP CHUTE AND DUST HOOD




CLOSE UP OF MAGNETIC SWITCH CONTROL

GRIZC-04242

POWDER COATED PAINT



SIDE VIEW



BACK VIEW



MODEL G1182ZX  
6" x 47" JOINTER WITH STAND  
**ONLY \$475<sup>00</sup>**

**\$55**  
ANYWHERE IN LOWER 48 STATES

### — OPTIONAL ACCESSORIES —

#### JOINTER PAL® MAGNETIC JOINTER KNIFE SETTING JIGS

##### PLASTIC JIGS

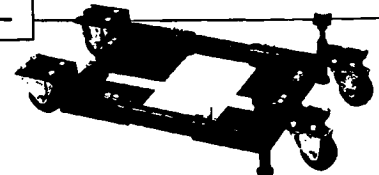

(FOR 4" – 8" JOINTERS)

MODEL G3360 EACH \$26<sup>95</sup>

##### STEEL BODY

(FOR 4" – 8" JOINTERS)

MODEL G1753 EACH \$42<sup>95</sup>



#### MINI SHOP FOX® MOBILE BASE

Adjusts from 10½" x 14½" to 17" x 21½".  
Weighs 32 lbs.

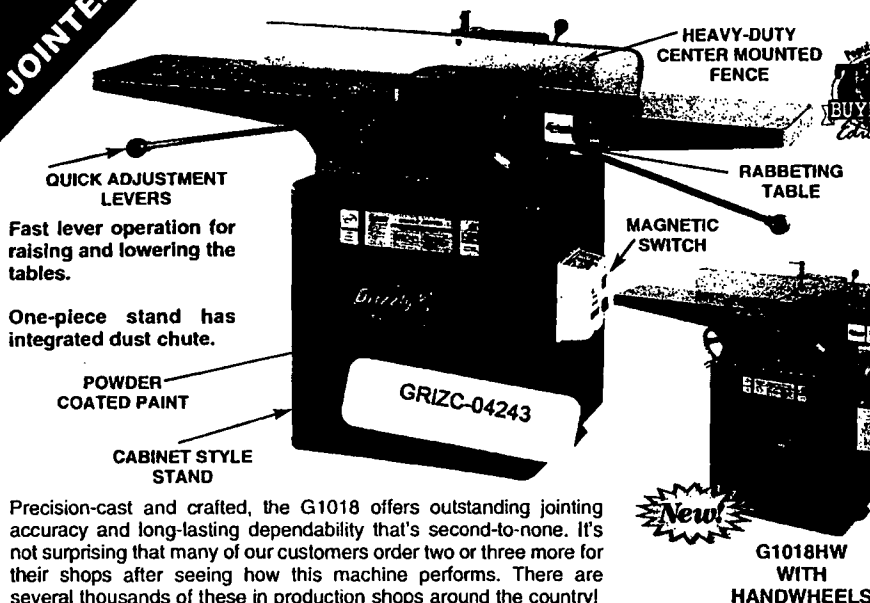
MODEL G8683

**ONLY \$59<sup>95</sup>**


CALL 24 HOURS A DAY FROM ANYWHERE IN THE U.S.A. 1-800-523-4777

**JOINTERS**

# 8" x 65" SUPER HEAVY-DUTY JOINTER



TOP VIEW OF FENCE



SIDE VIEW OF FENCE



G1018HW WITH HANDWHEELS

**QUICK ADJUSTMENT LEVERS**

Fast lever operation for raising and lowering the tables.

One-piece stand has integrated dust chute.

**POWDER COATED PAINT**


**CABINET STYLE STAND**

Precision-cast and crafted, the G1018 offers outstanding jointing accuracy and long-lasting dependability that's second-to-none. It's not surprising that many of our customers order two or three more for their shops after seeing how this machine performs. There are several thousands of these in production shops around the country!

## FEATURES:


- 3-knife cutterhead is 3" in dia. and runs in shielded, pre-lubricated ball bearings
- Powerful 1½ H.P., 220V single phase motor easily plows through hardwoods
- 220V magnetic safety switch protects the motor and the operator
- Both infeed and outfeed tables are fully adjustable
- Maximum depth of cut is ½" and infeed table has rabbeting ledge
- Super heavy-duty cast iron beds are electronically stress relieved to remove warpage, then milled together on a jig and precision ground to a mirror-like finish

- Distance from floor to top of bed is 31½"
- Heavy-duty, center-mounted fence is lever operated with positive stops and locks
- 3-HSS knives are 8" x ½" x 1"
- Beds slide on dovetailed ways
- Gibs can be adjusted to take up wear
- Includes jack screws and accessory spring kit
- Shipping weight approx. 450 lbs.



## JOINTER PAL® MAGNETIC JOINTER KNIFE SETTING JIGS

These patented jigs are remarkably simple to use and hold the blades precisely while you tighten them into the cutterhead. They also allow you to shift nicked knives to avoid replacement or removal!



**STEEL BODY**  
(FOR UP TO 8" JOINTERS)

MODEL G1753 EACH \$42<sup>95</sup>

**FOR CARBIDE KNIVES -**

**BRASS BODY (FOR UP TO 8" JOINTERS)**

MODEL G1756 EACH \$69<sup>95</sup>

**PAIR OF EXTENSION BARS -**

(FOR UP TO 12" JOINTERS)


MODEL G1754 EACH \$67<sup>95</sup>

**MODEL G1018 8" x 65" JOINTER**

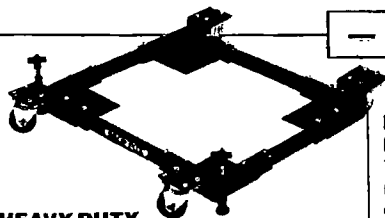
**ONLY \$695<sup>00</sup>**

**MODEL G1018HW 8" x 65" JOINTER WITH HANDWHEELS**

**ONLY \$695<sup>00</sup>**



## — OPTIONAL ACCESSORIES —



### HEAVY-DUTY SHOP FOX® MOBILE BASE

This patented base is the most stable on the market with outrigger type supports. Adjusts from 19" x 20½" to 29½" x 29½". 600 lb. capacity.

MODEL G7314 ONLY \$69<sup>95</sup>

### DUST EXHAUST HOOD

This 8½" x 7" exhaust hood mounts easily over the chip chute on the Model G1018 Jointer, providing a 4" connection for your dust collection system. Made in the U.S.

MODEL G1841 ONLY \$8<sup>95</sup>

SEE PAGES 99-104 FOR OTHER DUST COLLECTION ACCESSORIES



### DISPOZ-A-BLADE®


Holders & Knives

MODEL G6661

ONLY \$179<sup>95</sup>

Replacement Knives Only

MODEL G6666 ONLY \$21<sup>95</sup>



### SET OF 3 HIGH-SPEED STEEL KNIVES

MODEL G1176 ONLY \$39<sup>95</sup>

**PUSH BLOCK—SMALL**

MODEL G2405 ONLY \$3<sup>95</sup>

**PUSH BLOCK—LARGE**

MODEL G2406 ONLY \$8<sup>95</sup>



## THE ULTIMATE 8" JOINTER

JOINTERS


Want the very best money can buy? That's exactly how we felt when we designed the Ultimate 8" Jointer. We took all our years of experience, tossed in lots of great customer comments and produced this superior machine. It offers outstanding performance, accuracy and durability above and beyond all other 8" jointers. Just as in days long gone, we produced this machine with plenty of cast iron (over 800 lbs.) making it quiet, smooth and an absolute joy to operate. The beds are precision ground to incredible tolerances and hardened to assure decades of use. With features like smooth, precision handwheel table elevation, easy access control panel and center-mounted fence make this without a doubt, the best 8" jointer. And, it's only available from Grizzly.

### SPECIFICATIONS:

- Table measures 8½" x 73¾"
- Height (from floor to table): 30¼"
- Overall length: 73¾"
- Overall width: 31"
- Fence: 4¾" x 39¼"
- Cutterhead diameter: 4"
- Cutterhead knives: 3
- Maximum depth of cut: ⅝"
- Maximum width of cut: 7⅞"
- Motor: 3 H.P., 220V, single phase, TEFC capacitor start induction
- Amps: 17
- Cycle/RPM: 60 hertz/3500 R.P.M.
- Switch: Magnetic with thermal overload protector
- Power transfer: Double V-belt drive
- Bearings: Shielded and lubricated
- Cutterhead R.P.M.: 5,900
- Cuts per minute: 17,700
- Shipping weight approx. 1076 lbs.

### FEATURES:

- Fence is center mounted, positive stops at 45° and 90°
- Heavy-duty cast iron base
- Independently adjustable, handwheel precision table movement with locks
- Built-in dust chute
- Independently adjustable, precision ground cast iron table
- 3 knife slot cutterhead with shielded ball bearings and grease fittings
- Cast aluminum guard



**INCLUDES  
FREE**  
H2403  
**JOINTER PAL®  
KNIFE SETTING JIG**

**MODEL G9859  
8" Z SERIES JOINTER**

**\$200  
ANYWHERE IN  
LOWER 48 STATES**

**ONLY \$1,895<sup>00</sup>**

**As Low As \$5000**  
Excludes tax & freight.



GRIZC-04244

DUST PORT

### — OPTIONAL ACCESSORIES —

#### M-2 H.S.S. KNIVES

These 8" x 1" x ⅛" jointer knives are hardened to 62-64 Rockwell and tempered in a salt bath. Sets are balanced within one gram. Made in the U.S.A.



Set of 3 M2 HSS Knives

**MODEL H2336 ONLY \$34<sup>95</sup>**

#### DISPOZ-A-BLADE®

The ultimate quick-change knife system that virtually eliminates the need to set your knives.

Holders & Knives

**MODEL H2250 ONLY \$189<sup>95</sup>**

HSS Replacement Knives Only

**MODEL H2257 ONLY \$21<sup>95</sup>**

Cobalt Replacement Knives Only

**MODEL H2264 ONLY \$49<sup>95</sup>**

SEE PAGE 39 FOR DISPOZ-A-BLADE

#### PLANER/JOINTER BLADE HONE

Add a razor hone to your planer and jointer knives with this hand-held sharpening device. This handy tool sharpens flat and beveled surfaces quickly and easily. Great for touch-ups.



**MODEL G3631 ONLY \$8<sup>95</sup>**

**CALL 24 HOURS A DAY FROM ANYWHERE IN THE U.S.A. 1-800-523-4777**

23

# 12" x 76" PROFESSIONAL JOINTER


For demanding professionals who need absolute dependability in their milling process, Grizzly has produced this giant of the jointer world. Advanced features such as rack-and-pinion fence adjustment and conveniently located on/off switch sets the behemoth apart from others in its class. A real workhorse.

## SPECIFICATIONS:


- Table measures 12" x 75 1/2"
- Cutterhead diameter: 4"
- Cutterhead knives: 3
- Rabbeting capacity: 3/4" deep
- Motor: 2 H.P., 220V, single phase
- Cutterhead R.P.M.: 5,200
- Shipping weight approx. 840 lbs.

## FEATURES:


- Precision ground cast iron table surface is heat treated for hardness
- Heavy cast iron body with dovetailed ways
- Sturdy fabricated steel stand
- Fence measures 4 1/4" x 41 1/2" and moves by rack and pinion gearing
- Includes dust hood
- Fence can be locked from 45° to 90°
- Handwheels adjust infeed and outfeed tables
- Magnetic controlled switch with indicator light
- Easy to read depth-of-cut indicator



PRECISION HANDWHEELS



RACK AND PINION FENCE



NOISE DAMPENING SYSTEM

**MODEL G4178 12" JOINTER**  
**ONLY \$1,995<sup>00</sup>**

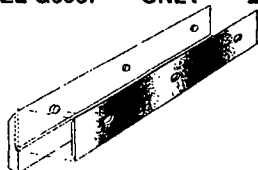
**\$150**  
ANYWHERE IN  
LOWER 48 STATES



## — OPTIONAL ACCESSORIES —

### DISPOZ-A-BLADE®

Holders & Knives  
**MODEL G6662 ONLY \$179<sup>95</sup>**  
Replacement Knives Only  
**MODEL G6667 ONLY \$29<sup>95</sup>**





SEE PAGE 39 FOR DISPOZ-A-BLADE

### JOINTER PAL® MAGNETIC JOINTER KNIFE SETTING JIGS

(UP TO 12" CARBIDE OR H.S.S.)

**MODEL  
H2404  
EACH  
\$94<sup>95</sup>**



### SUPER HEAVY-DUTY SHOP FOX® MOBILE BASE

is the strongest mobile base on the market. Made for machines that weigh between 500 lbs. to 1200 lbs., this patented base is extremely stable with outrigger type supports. Adjusts from 18" x 24 1/2" to 28 1/2" x 33 1/2".

**MODEL G7315 ONLY \$89<sup>95</sup>**



## THE ULTIMATE 12" JOINTER

JOINTERS

The G9860 Ultimate 12" Jointer is another member of our "Money-No-Object" jointer line and is loaded with industrial features. The close tolerance beds have been ground and hardened to endure decades of use. The centrally mounted fence assures accurate edge jointing and the large beds will make face planing a pleasure. The handwheels deliver exact control over table movement, making adjustments almost effortless. Its massive weight of nearly 1200 lbs. guarantees smooth operation and a lifetime of satisfaction. And remember, a jointer this size can actually save money by turning unusable "cupped" lumber into perfectly flat stock.

### SPECIFICATIONS:

- Table measures 12½" x 80"
- Height (from floor to table): 30¼"
- Overall length: 80"
- Overall width: 34½"
- Fence: 4¾" x 39¼"
- Cutterhead diameter: 4"
- Cutterhead knives: 3
- Knife size: 12" x 1½" x ¼"
- Bevel jointing: 90° - 45°
- Maximum depth of cut: ⅝"
- Maximum width of cut: 11⅞"
- Motor: 3 H.P., 220V, single phase, TEFC capacitor start induction
- Amps: 15
- Cycle/RPM: 60 hertz/3500 R.P.M.
- Switch: Magnetic with thermal overload protector
- Power transfer: Twin V-belt drive
- Bearings: Shielded and lubricated
- Cutterhead R.P.M.: 5,900
- Cuts per minute: 17,700
- Shipping weight approx. 1190 lbs.

### FEATURES:

- Fence is center mounted, positive stops at 45° and 90°
- Heavy duty cast iron base
- Independently adjustable, handwheel precision table movement
- Noise dampening system
- Heat treated infeed and outfeed tables
- Cast iron table
- Pedestal mounted ON/OFF switch
- 3 knife slot cutterhead with shielded ball bearings and grease fittings
- Cast aluminum guard
- Integral 4" dust port



### G9860ZX SPIRAL CUTTERHEAD

For the ultimate in extreme-duty machines, the G9860ZX features a 6 spiral, indexable insert cutterhead. By using a "spiral" cutterhead, the knife never leaves the wood like a conventional jointer. This provides for the finest finish available and a much quieter machine that's unlike any other. The carbide "inserts" are not only replaceable, but each one has four cutting edges and can be turned 90° to expose a new cutting edge. It's like getting four blade changes for the price of one!

### INCLUDES FREE

H2404 PATENTED  
JOINTER PAL®  
KNIFE SETTING JIG  
WITH G9860



**MODEL G9860**  
**12" Z SERIES JOINTER**  
**ONLY \$2,495<sup>00</sup>**

**\$200**  
ANYWHERE IN  
LOWER 48 STATES



**MODEL G9860ZX**  
**12" Z SERIES JOINTER**  
**WITH SPIRAL CUTTERHEAD**  
**ONLY \$3,395<sup>00</sup>**



**\$200**  
ANYWHERE IN  
LOWER 48 STATES

### — OPTIONAL ACCESSORIES —

#### DISPOZ-A-BLADE®

The ultimate quick-change knife system that virtually eliminates the need to set your knives.

Holders & Knives  
**MODEL H2251 ONLY \$199<sup>95</sup>**  
H.S.S. Replacement Knives Only  
**MODEL H2258 ONLY \$29<sup>95</sup>**  
Cobalt Replacement Knives  
**MODEL H2265 ONLY \$59<sup>95</sup>**

SEE PAGE 39 FOR DISPOZ-A-BLADE

#### INDEXABLE INSERTS FOR G9860ZX (Requires 90)


These indexable carbide inserts can be rotated to provide four factory-sharp edges before replacement.



**MODEL H2334**  
**TEN OR MORE**

**ONLY \$2<sup>95</sup> EA.**  
**ONLY \$2<sup>50</sup> EA.**

#### 12" H.S.S. REPLACEMENT KNIVES



Extra Set of 3 H.S.S. Knives  
**MODEL H2337 ONLY \$54<sup>95</sup>**

CALL 24 HOURS A DAY FROM ANYWHERE IN THE U.S. 1-800-543-1777

**JOINTERS**

## THE ULTIMATE 14" JOINTER

This is another one of our "Money-No-Object" series of jointers. There are very few 14" jointers on the market, and yet, we have been getting tons of calls for something in between 12" and 16". Features precision ground beds that are hardened, exacting handwheel control over table elevation, easy access control panel, center supported cast iron fence and so much more. A perfect machine for the medium to large shop!



### SPECIFICATIONS:

- Table measures 14 1/4" x 79 1/4"
- Height (from floor to table): 30 1/2"
- Overall length: 80"
- Overall width: 36"
- Fence: 39 3/8" x 4 3/4"
- Cutterhead diameter: 4"
- Cutterhead knives: 3
- Bevel jointing: 0° - 45°
- Maximum depth of cut: 5/16"
- Maximum width of cut: 14"
- Motor: 3 H.P., 220V, single phase, TEFC capacitor start induction
- Amps: 15
- Cycle/RPM: 60 hertz/3450 RPM
- Switch: Magnetic with thermal overload protector
- Power transfer: Twin V-belt drive
- Bearings: Shielded and lubricated
- Cutterhead R.P.M.: 5,900
- Cuts per minute: 17,700
- Shipping weight approx. 1300 lbs.


### INCLUDES FREE

**H2405 PATENTED  
JOINTER PAL®  
KNIFE SETTING JIG**



### FEATURES:

- Fence is center mounted, positive stops at 45° and 90°
- Independently adjustable, handwheels for precision table movement
- Noise dampening system
- Heat treated infeed and outfeed tables
- Cast iron table
- Pedestal mounted ON/OFF switch
- 3 knife slot cutterhead with shielded ball bearings and grease fittings
- Cast aluminum guard
- Integral 4" dust port



GRIZC-04247

As Low As \$2,995  
Excludes tax & freight.


**MODEL G9861 14" Z SERIES JOINTER**

**ONLY \$2,995<sup>00</sup>**


**\$200  
ANYWHERE IN  
LOWER 48 STATES**

### OPTIONAL ACCESSORIES

Dispoz-A-Blade® Set		
MODEL H2252	ONLY	\$229 <sup>95</sup>
H.S.S. Replacement Knives		
MODEL H2259	ONLY	\$34 <sup>95</sup>
Cobalt Replacement Knives		
MODEL H2266	ONLY	\$69 <sup>95</sup>
Extra Set of H.S.S. Knives		
MODEL H0802	ONLY	\$59 <sup>95</sup>



OUR ULTIMATE SERIES JOINTERS ARE MADE IN THE MOST REPUTABLE MACHINERY FACTORY IN TAIWAN. ABOVE - OUR ONE-PIECE CAST IRON BASES ARE BEING PRECISELY MACHINED ON A MACHINING CENTER.



SHOWN ABOVE, A SMALL SHIPMENT OF 16" JOINTERS AWAITING FINAL INSPECTION AND CRATING. BEFORE SHIPMENT, EACH JOINTER WILL BE COATED THOROUGHLY WITH EXPORT GREASE TO AVOID RUST ON ITS JOURNEY HERE.



## THE ULTIMATE 16" JOINTER

We displayed this machine at the IWF show in Atlanta and a fist fight almost broke out between customers wanting to buy it on the spot! For those that missed out, here it is featuring precision ground beds that are hardened, exacting handwheel control over table elevation, easy access control panel, center supported cast iron fence and so much more. This is one awesome machine!

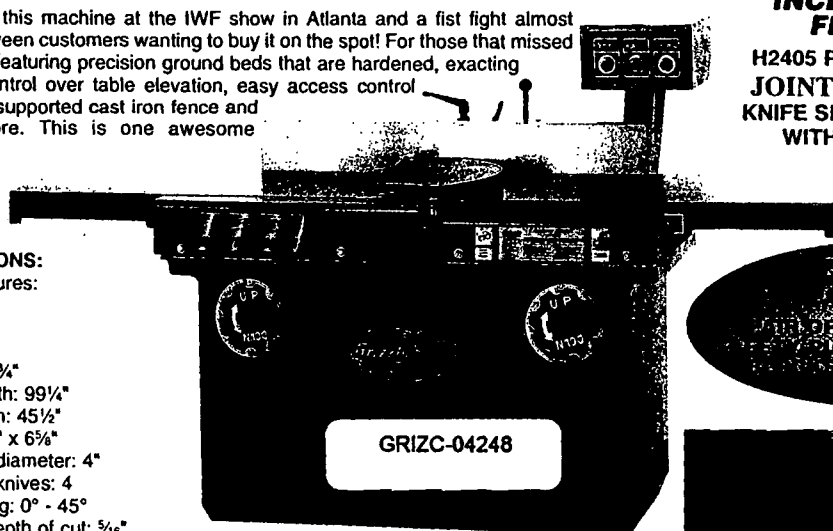
**INCLUDES  
FREE**

**H2405 PATENTED  
JOINTER PAL®  
KNIFE SETTING JIG  
WITH G9953**

**JOINTERS**

### SPECIFICATIONS:

- Table measures: 17" x 99 1/4"
- Height (from floor to table): 30 3/4"
- Overall length: 99 1/4"
- Overall width: 45 1/2"
- Fence: 43 1/4" x 6 3/4"
- Cutterhead diameter: 4"
- Cutterhead knives: 4
- Bevel jointing: 0° - 45°
- Maximum depth of cut: 5/16"
- Maximum width of cut: 16"
- Motor: 3 H.P., 220V, single phase, TEFC capacitor start induction
- Amps: 26
- Cycle/RPM: 60 hertz/3450 R.P.M.
- Switch: Magnetic with thermal overload protector
- Power transfer: Twin V-belt drive
- Bearings: Shielded and lubricated
- Cutterhead R.P.M.: 5,900
- Cuts per minute: 23,600
- Shipping weight approx. 1700 lbs.



GRIZC-04248

### FEATURES:

- Fence is center mounted, positive stops at 45° and 90°
- Independently adjustable, handwheel precision table movement
- Noise dampening system
- Heat treated infeed and outfeed tables
- Cast iron table
- Pedestal mounted ON/OFF switch
- 4 knife slot cutterhead with shielded ball bearings and grease fittings
- Cast aluminum guard
- Integral 4" dust port



### G9953ZX SPIRAL CUTTERHEAD

For the ultimate in extreme-duty machines, the G9953ZX features a spiral, indexable insert cutterhead. By using a "spiral" cutterhead, the knife never leaves the wood like a conventional jointer. This provides for the finest finish available and a much quieter machine that's unlike any other. The carbide "inserts" are not only replaceable, but each one has four cutting edges and can be turned 90° to expose a new cutting edge. It's like getting four blade changes for the price of one!

As Low As **\$3,495**  
Excludes tax & freight.

**MODEL G9953  
16" Z SERIES JOINTER**

**ONLY \$3,495<sup>00</sup>**

**\$200  
ANYWHERE IN  
LOWER 48 STATES**

As Low As **\$4,795**  
Excludes tax & freight.


**MODEL G9953ZX  
16" Z SERIES JOINTER WITH  
SPIRAL CUTTERHEAD**

**ONLY \$4,795<sup>00</sup>**

**\$200  
ANYWHERE IN  
LOWER 48 STATES**

### — OPTIONAL ACCESSORIES —

#### 16" H.S.S. REPLACEMENT KNIVES



Extra Set of 4 H.S.S. Knives  
**MODEL H0803 ONLY \$74<sup>95</sup>**

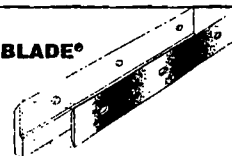
#### INDEXABLE INSERTS FOR G9953ZX

These indexable carbide inserts can be rotated to provide four factory-sharp edges before replacement.



**MODEL H2334 ONLY \$2<sup>95</sup> EA.  
TEN OR MORE ONLY \$2<sup>50</sup> EA.**

#### DISPOZ-A-BLADE®



Dispoz-A-Blade® Set  
**MODEL H2253 ONLY \$319<sup>95</sup>**  
H.S.S. Replacement Knives  
**MODEL H2260 ONLY \$49<sup>95</sup>**  
Cobalt Replacement Knives  
**MODEL H2267 ONLY \$99<sup>95</sup>**  
SEE PAGE 39 FOR DISPOZ-A-BLADE

**CALL 24 HOURS A DAY FROM ANYWHERE IN THE U.S.A. 1-800-522-4777**




**BORING  
MACHINE**

## HORIZONTAL BORING MACHINE

For many projects, the precise location of drilled holes can make or break the job. You can try your luck with guesswork and jigs, but you'll rest easier with the Grizzly G4185 Horizontal Boring Machine. This precision machine delivers predictable, highly accurate results every time. Your workpiece won't slide away from the bit because the power pneumatic clamp exerts over 600 pounds of force! Plus, this versatile workhorse allows the use of multi-bit boring heads to make your workflow even more efficient.

**IF YOU'VE EVER THOUGHT ABOUT A HORIZONTAL BORING MACHINE, TAKE A GOOD LOOK AT THIS ONE!**




SHOWN WITH OPTIONAL BORING HEAD  
(NOT INCLUDED)

### SPECIFICATIONS:


- Table Size: 15 $\frac{3}{4}$ " W x 9 $\frac{3}{4}$ " D
- Spindle Travel: 3"
- Table Travel, Vertical: 3 $\frac{1}{2}$ "
- Speed: 4000 RPM
- Motor: 2 H.P., TEFC, 220V, single phase
- Amps: 12
- Power Transfer: Direct
- Air Consumption: .5 CFM
- Maximum SPM: 12 @ 90 PSI

### FEATURES:


- Cast iron table
- Dovetailed miter gauge and slot
- Pneumatic clamp and spindle travel
- $\frac{9}{16}$ " maximum hole capacity
- Accepts RH threaded boring bits
- Pre-formed steel stand
- Dovetailed table ways
- Dimensions: 47 $\frac{1}{2}$ " H x 15" W x 37 $\frac{1}{4}$ " D
- Shipping weight approx: 360 lbs.



PNEUMATIC HOLD-DOW



DOVETAILED TABLE WA



SIDE VIEW  
(GUARD REMOVED FOR CLARITY)



Excludes tax & freight.

### MODEL G4185 HORIZONTAL BORING MACHINE

**ONLY \$1,195<sup>00</sup>**

GRIZC-04249



### — OPTIONAL ACCESSORIES —

#### BORING HEADS


Designed for efficient production setups, easy installation and use, these precision-crafted boring heads help you quickly and cleanly bore controlled-depth holes at precisely the same distance apart, time after time. Choose 2 spindle or 3 spindle.

**MODEL G5952** 2 Spindle  
**MODEL G5953** 3 Spindle



**ONLY \$399.95**  
**ONLY \$499.95**

#### SCREW SHANK BORING BITS



**MODEL G6477**  
**MODEL G6478**  
**MODEL G6479**  
**MODEL G6480**  
**MODEL G6481**



$\frac{1}{4}$ " **ONLY \$9.95**  
 $\frac{5}{16}$ " **ONLY \$9.95**  
 $\frac{3}{8}$ " **ONLY \$9.95**  
 $\frac{7}{16}$ " **ONLY \$9.95**  
 $\frac{1}{2}$ " **ONLY \$9.95**

## 12½" PORTABLE PLANER

This 12½" portable planer is perfect for the woodworker on the go or for the overcrowded shop. It can be easily stored under the bench or on a shelf when not in use and despite its portability, it is a real workhorse! The 12½" width gives you more cutting capacity when compared to other similar models on the market. And the rugged 2 H.P. motor lets you plow through some of the toughest wood. The top-mounted depth adjustment handle makes setting the cutting depth quick and easy. The blades are double edged, so when one side gets dull, you can just turn them over and keep on planing.

### FEATURES:

- Maximum cutting width: 12½"
- Maximum cutting height: 6"
- Maximum depth of cut: ⅛"
- Minimum board thickness: ⅜"
- Two H.S.S. knives in cutterhead
- Cutterhead R.P.M.: 8,540
- Feed Rate: 25 FPM
- Number of cuts per inch: 57
- 2 H.P., 110V, 15 Amps
- On/Off Toggle Switch with Safety Lock
- Thermal Overload Protection
- Double edged knives
- Shipping weight approx. 85 lbs.



### WITH DOUBLE SIDED BLADES

MODEL G8794 12½" PLANER

**ONLY \$289<sup>95</sup>**

**\$30**  
ANYWHERE IN  
LOWER 48 STATES

### — OPTIONAL ACCESSORIES —

MODEL G9024 Extra Set of 12½" H.S.S. Double Sided Blades **ONLY \$34<sup>95</sup>**  
MODEL G3641 Mini Planer Pal® Magnetic Knife Setting Jig **PER PAIR \$29<sup>95</sup>**

**FREE STAND**

G7313


WITH PURCHASE  
OF G8794 PLANER!



(700 lb. Capacity!)

## 12" PLANER

Over 12 years of trial, testing and serious abuse in the field has proven what we've known all along – this 12" planer is about the toughest, most dependable portable on the market. Available only through Grizzly, this 2 H.P. planer provides 55 cuts per inch, so you'll enjoy smoother cuts that require very little surface sanding. And it's light enough to carry right to the jobsite! Sound too good to be true? American Woodworker rated this machine a Best Buy and Wood Magazine rated it a Top Value in their independent reviews of comparable products. We have carried this machine for 12 years and it is the heaviest 12" planer on the market. Knife setting jig included.



### FEATURES:

- Maximum cutting width: 12"
- Maximum cutting height: 6"
- Maximum depth of cut: ⅛"
- Minimum board thickness: ⅜"
- Two H.S.S. knives in cutterhead
- Cutterhead R.P.M.: 8,500
- Feed Rate: 26 FPM
- Number of cuts per inch: 55
- 2 H.P., 110V, 16 Amps
- Shipping weight approx. 85 lbs.

HEAVY STEEL COLUMNS –  
NOT STAMPED STEEL



"IF I DIDN'T ALREADY HAVE 2 LARGER PLANERS,  
I WOULD HAVE TAKEN THIS PUPPY HOME!"  
S. BALOLIA, PRESIDENT



**CUSTOMER'S UNSOLICITED COMMENT:**  
"The G1017 is a precision machine and provides a finish cut superior to machines I've used costing 2-3 times as much."  
– C. Korver, Little Falls, MN

*We tried to discontinue this model last year, but were inundated with calls from customers who wanted it (word of mouth), so it's back!*

MODEL G1017 12" PLANER

**\$399<sup>95</sup> ONLY \$369<sup>00</sup>**

**\$30**  
ANYWHERE IN  
LOWER 48 STATES

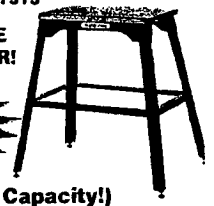
### — OPTIONAL ACCESSORIES —

MODEL G2893 Dust Hood **ONLY \$19<sup>95</sup>**  
MODEL G1195 Extra Knives – Set of 2 **ONLY \$39<sup>95</sup>**  
MODEL G7315 Heavy-Duty Shop Fox® Mobile Base (for G7313) **ONLY \$89<sup>95</sup>**

**FREE STAND**

G7313

WITH PURCHASE  
OF G1017 PLANER!





(700 lb. Capacity!)

**CALL 24 HOURS A DAY FROM ANYWHERE IN THE U.S.A. 1-800-523-4777**

**PLANER/  
MOULDER**

## 13" PLANER / MOULDER




The power of two woodworking machines in one convenient unit! Just a few quick adjustments and the Model G1037 can go from a 13" capacity surface planer to a custom moulder that's capable of creating a house full of architectural mouldings and casings. Powered by a totally enclosed, capacitor-start, 1½ H.P. motor, this versatile unit can plane up to ½" in a single pass or cut wide mouldings. A real time and money saver!

### SPECIFICATIONS:

- Includes floor stand
- 5,000 R.P.M. cutterhead speed
- Precision ground cast iron table
- Rubberized steel feed rollers
- Maximum width of cut: 13"
- Maximum lumber height: 6"
- Maximum depth of cut: ½" (planing)
- Maximum profile depth: ¾" (moulding)
- Planing feed rate: 24 F.P.M.
- Moulding feed rate: 12 F.P.M.
- 1½ H.P., motor (single phase)
- 110V/220V
- 18 Amps/9 Amps
- 3 knives
- Powder coated paint
- 4" dust port
- Shipping weight approx: 240 lbs.

**Makes beautiful moulding  
and architectural millwork!**

GRIZC-04251



**MODEL G1037 13" PLANER / MOULDER**

**SPECIAL PRICE**

~~\$795<sup>00</sup>~~ **\$695<sup>00</sup>**



**HEAVY-DUTY  
SHOP FOX® MOBILE BASE**

**MODEL G7314 ONLY \$69<sup>95</sup>**

**PLANER KNIVES**

Top-quality 13" replacement planer knives are designed for use with our Model G1037 Planer/Moulder. Set of 3.

**MODEL G4517 ONLY \$39<sup>95</sup>**

## OPTIONAL MOULDING KNIVES

Select from this terrific assortment of casing, baseboard, crown moulding and detail cutters. Knives are created through modern powdered metal technology. Designed for use with the Model G1037 Planer/Moulder. All knives are shown at 50% size. Knives come in sets of 3.



G4520 \$36<sup>95</sup>



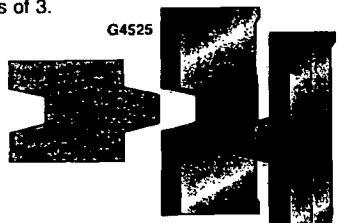
G4521 \$36<sup>95</sup>




G4522 \$36<sup>95</sup>



G4523 \$39<sup>95</sup>



\$79<sup>95</sup> EA.



G4524 \$59<sup>95</sup>



G4527 \$59<sup>95</sup>

# **OPTIONAL MOULDING KNIVES FOR 13" PLANER / MOULDER**

**MOULDING  
KNIVES**

**ALL KNIVES  
SHOWN AT  
50% SIZE**

GRIZC-04252




G4529 \$59<sup>95</sup>

G4530 \$79<sup>95</sup>

G4531 \$79<sup>95</sup>

G4532 \$79<sup>95</sup>

G4533 \$79<sup>95</sup>



G4534 \$59<sup>95</sup>


G4535 \$59<sup>95</sup>

G4536 \$79<sup>95</sup>

G4537 \$79<sup>95</sup>

G4538 \$59<sup>95</sup>

G4539 \$59<sup>95</sup>



G4540 \$19<sup>95</sup>


G4541 \$19<sup>95</sup>

G4542 \$19<sup>95</sup>

G4543 \$19<sup>95</sup>

G4544 \$19<sup>95</sup>

G4545 \$19<sup>95</sup>



G4546 \$19<sup>95</sup>

G4547 \$19<sup>95</sup>

G4548 \$16<sup>95</sup>

G4549 \$16<sup>95</sup>

G4550 \$16<sup>95</sup>

G4551 \$16<sup>95</sup>



G4553 \$16<sup>95</sup>

G4554 \$16<sup>95</sup>

G4555 \$16<sup>95</sup>

G4556 \$16<sup>95</sup>

G4561 \$16<sup>95</sup>

G4557 \$19<sup>95</sup>



G4558 \$22<sup>95</sup>

G4559 \$19<sup>95</sup>

G4560 \$19<sup>95</sup>

G4563

G4562

\$29<sup>95</sup> EA.

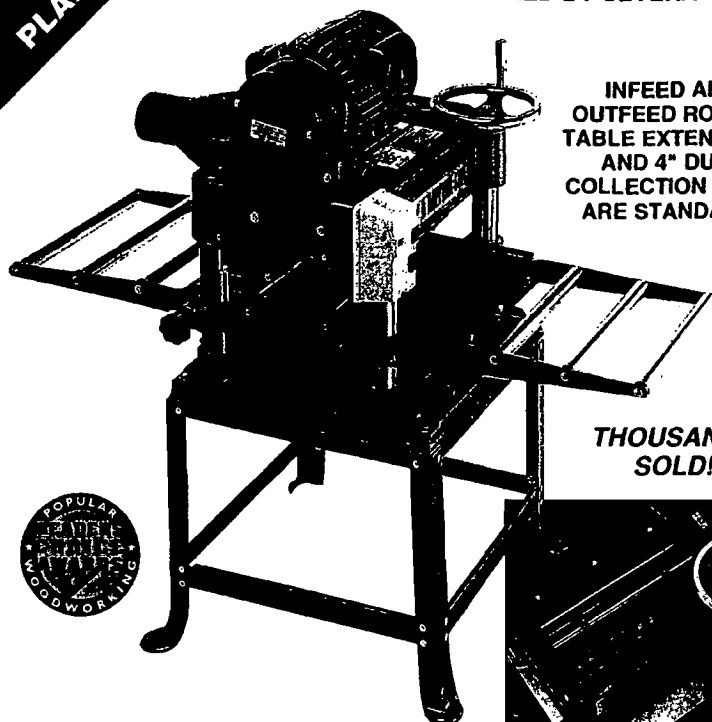
G4564 \$16<sup>95</sup>

**CALL 24 HOURS A DAY FROM ANYWHERE IN THE U.S.A. 1-800-523-4777**

**PLANERS**


## 15" PLANER

TESTED AND HIGHLY ACCLAIMED BY SEVERAL WOODWORKING MAGAZINES!



INFEED AND  
OUTFEED ROLLER  
TABLE EXTENSIONS  
AND 4" DUST  
COLLECTION HOOD  
ARE STANDARD.

THOUSANDS  
SOLD!



GRIZC-04253

**A GOOD-SIZED,  
HEAVY-DUTY PLANER  
AT AN AFFORDABLE PRICE  
— EXCLUSIVELY  
FROM GRIZZLY!**

SEE DISPOZ-A-BLADE ON PAGE 39

- All ball bearing construction with powerful 2 H.P. single phase motor. Motor is 3450 RPM and draws 12 Amps at 220V.
- 4 heavy-duty support columns make vertical adjustment rigid and accurate.
- 3-knife cutterhead is ball bearing supported and powered by triple V-belts from the motor!
- Includes jack screws and accessory spring kit.

- Comes complete with 3 H.S.S. knives and 3-piece knife setting tool.
- Up/down calibrations are both inch and metric.
- Automatic infeed and outfeed rollers are chain driven and feed the work evenly for a smooth finish. Anti-kickback fingers prevent the board from backing up.
- Front power feed roller is metal and spiral serrated. Rear power feed roller is metal and minutely straight serrated.
- Table is cast iron and is precision ground to a mirror-like finish.

- Drive gears run in oil bath.
- Table measures 15" x 20".
- Infeed and outfeed rollers extend 15" on each side of table.
- Dual table locks prevent movement while planing.
- Magnetic switch is standard equipment and gives overload protection.
- Minimum thickness of board that can be fed is 1/4".

**PACKAGE  
DEAL INCLUDING  
STAND**

**\$795<sup>00</sup>**

**MODEL: G1021  
2 H.P. 15" PLANER**

**ONLY \$765<sup>00</sup>**



### SPECIFICATIONS FOR G1021:


- Maximum cutting width ..... 14 7/8"
- Maximum cutting height ..... 6 1/8"
- Maximum cutting depth ..... 1/4"
- Rate of feed ..... 16 FPM & 20 FPM
- Cutterhead speed ..... 5000 RPM
- Number of knives ..... 3
- Motor size ..... 2 H.P., 220V, single phase
- Shipping weight approx. .... 440 lbs.

### — OPTIONAL ACCESSORIES —

**STAND FOR 15" PLANER  
MODEL G1197 ONLY \$59<sup>95</sup>**

SEE ROTACATOR  
FOR PLANERS ON PAGE 445

**HEAVY-DUTY SHOP FOX®  
MOBILE BASE**  
Adjusts from 19" x 20 1/2" to 29 1/2" x 29 1/2".  
**MODEL G7314 ONLY \$69<sup>95</sup>**



**SET OF 3 H.S.S. KNIVES**  
**MODEL G1196 ONLY \$49<sup>95</sup>**

**PLANER PAI.\* KNIFE SETTING JIGS**  
This patented jig is remarkably simple to use and holds the blades precisely while you tighten them in the cutterhead.

SEE KNIFE SETTING JIGS ON PAGE 222  
**STANDARD PLANER JIG (2 Req.)**  
**MODEL G1755 EACH \$69<sup>95</sup>**

**3 AND 5 HP MOTORS**  
**MODEL G5013 3 HP EACH \$325<sup>95</sup>**  
**MODEL G5015 5 HP EACH \$369<sup>95</sup>**

# 15" PLANER WITH CABINET STAND

PLANERS

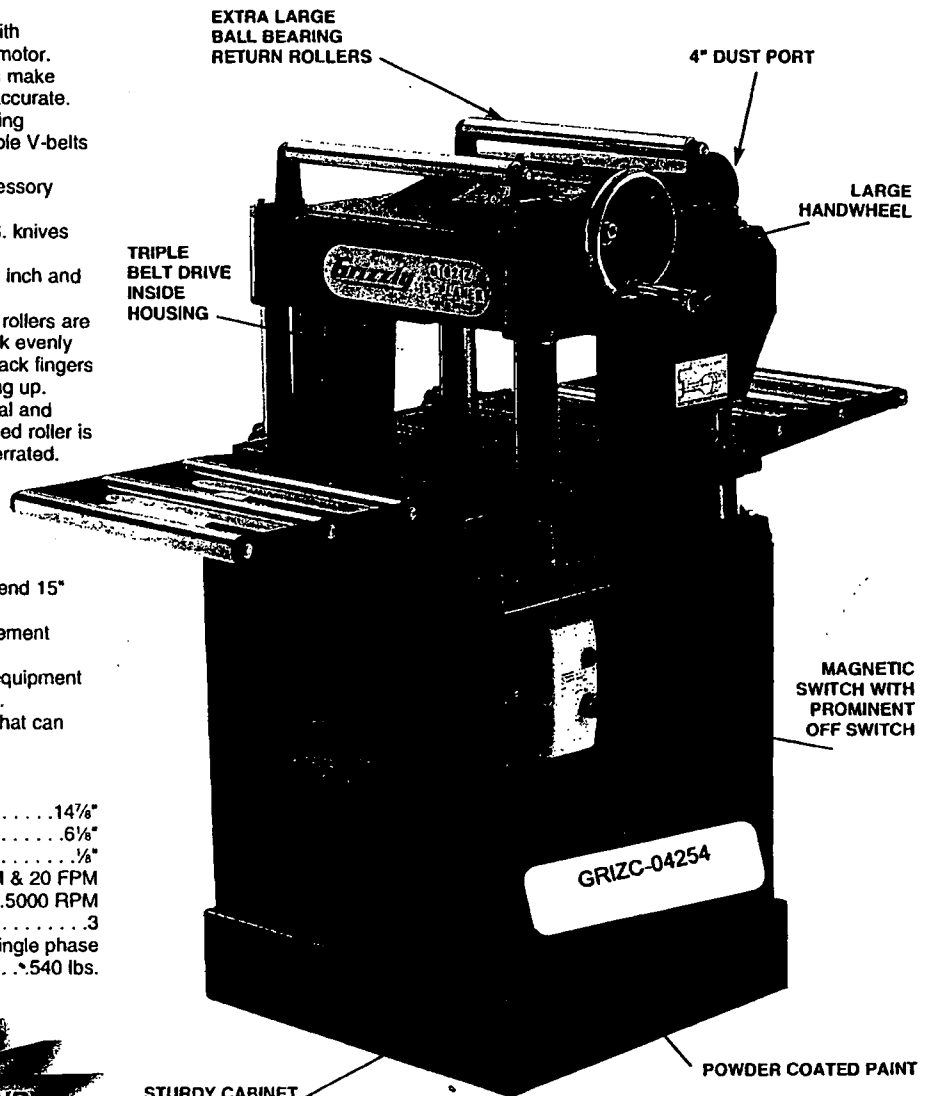
Once again, we've taken one of our best selling machines and added extra features to make this the best 15" planer on the market at a truly amazing price. Features like extra large ball bearing return rollers, large side mounted hand wheel, cabinet style stand, internally mounted 3 horsepower motor and powder coated paint for years of protection and good looks make this planer a machine to be reckoned with. Same great heritage as the G1021 — many new features. It's your choice!

## FEATURES:

- All ball bearing construction with powerful 3 H.P. single phase motor.
- 4 heavy-duty support columns make vertical adjustment rigid and accurate.
- 3-knife cutterhead is ball bearing supported and powered by triple V-belts from the motor!
- Includes jack screws and accessory springloaded knife setting kit.
- Comes complete with 3 H.S.S. knives and 3-piece knife setting tool.
- Up/down calibrations are both inch and metric.
- Automatic infeed and outfeed rollers are chain driven and feed the work evenly for a smooth finish. Anti-kickback fingers prevent the board from backing up.
- Front power feed roller is metal and spiral serrated. Rear power feed roller is metal and minutely straight serrated.
- Table is cast iron and is precision ground to a mirror-like finish.
- Drive gears run in oil bath.
- Table measures 15" x 20".
- Infeed and outfeed rollers extend 15" on each side of table.
- Dual table locks prevent movement while planing.
- Magnetic switch is standard equipment and gives overload protection.
- Minimum thickness of board that can be fed is 1/4".

## SPECIFICATIONS:

- Maximum cutting width .....14 1/4"
- Maximum cutting height .....6 1/8"
- Maximum cutting depth .....3/8"
- Rate of feed .....16 FPM & 20 FPM
- Cutterhead speed .....5000 RPM
- Number of knives .....3
- Motor size .3 H.P., 220V, single phase
- Shipping weight approx. ....540 lbs.



STURDY CABINET  
STYLE STAND

POWDER COATED PAINT

MODEL G1021Z  
3 H.P. 15" PLANER



STILL AN AWESOME PRICE AT ONLY \$995<sup>00</sup>

## — OPTIONAL ACCESSORIES —

SET OF 3 H.S.S. KNIVES  
MODEL G1196 ONLY \$49<sup>95</sup>  
SEE KNIFE SETTING JIGS ON PAGE 222  
HEAVY-DUTY SHOP FOX®  
MOBILE BASE  
MODEL G7314 ONLY \$69<sup>95</sup>

CALL 24 HOURS A DAY FROM ANYWHERE IN THE U.S.A. 1-800-523-4777

33

# PLANERS

**ANOTHER WINNER  
FROM GRIZZLY!**  
Thousands sold since  
January 1987. It's simply a  
reliable, heavy-duty 20" planer.

## FEATURES:

- 2-speed automatic feed gives you better control for rough and finish planing
- Motor and cutterhead have ball bearings which are shielded and lubricated for life
- Heavy-duty cast iron construction
- Table is precision-ground to a mirror-like finish
- Includes powerful 3 H.P. motor and comes with magnetic switch for overload/power failure protection
- Anti-kickback fingers prevent board from accidentally backing up
- Minimum stock feed thickness is 1/4"
- Dust exhaust hood and extension rollers are standard
- Hood has 5" dust port

## SPECIFICATIONS FOR THE 20" PLANER:

- Maximum cutting width .....20"
- Maximum cutting height .....8 3/4"
- Maximum depth of cut .....1/8"
- Minimum length of stock .....7"
- Feed rates .....16 & 20 FPM
- Motor size (single phase, 220V)....3 H.P.
- Table size .....25 3/4" x 20"
- Cutterhead diameter.....3 1/4"
- Number of knives .....4 H.S.S.
- Cutterhead speed.....4,833 RPM
- Overall width .....39"
- Overall depth (w/ extensions) .....58"
- Overall height .....41"
- Shipping weight approx. ....785 lbs.

**MODEL G1033 20" PLANER  
ONLY \$1,295<sup>00</sup>**



## 20" PLANER

DUST  
HOOD


MAGNETIC  
SWITCH

TRIPLE  
BELT  
DRIVE

POWDER  
COATED  
PAINT

**4 BLADE CUTTERHEAD**

SEE DISPOZ-A-BLADE® ON PAGE 39

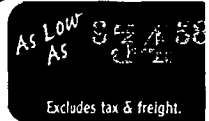


**3 STRONG SPRINGS ON CHIPBREAKER**

GRIZC-04255



ADJUSTABLE  
BED ROLLER



**3 and 5 H.P.  
USA MOTORS**  
(fits our G1033 planer)



**MODEL G5013 3 H.P. ONLY \$325<sup>95</sup>**  
**MODEL G5015 5 H.P. ONLY \$369<sup>95</sup>**

## — OPTIONAL ACCESSORIES —

**SET OF 4 H.S.S. KNIVES**  
**MODEL G1661 ONLY \$89<sup>95</sup>**  
SEE KNIFE SETTING JIGS ON PAGE 222  
**SUPER HEAVY-DUTY  
SHOP FOX® MOBILE BASE**  
**MODEL G7315 ONLY \$89<sup>95</sup>**



We had the privilege of visiting Al Rosen at his shop and caught him in action using his G1033 20" Planer. Al is a renowned master craftsman in the Pacific Northwest and depends on a number of Grizzly machines to produce very high end work. Al is shown finishing a chair which is part of an extensive dining room set.

*"My Grizzly 20" planer has been a real workhorse in the shop and has planed hundreds of thousands of board feet since 1992 with no problems. It required very little set-up when I bought it and has stayed in good adjustment ever since."*

**Al Rosen**



## 20" PROFESSIONAL PLANER

**PLANERS**

**FEATURES LIKE THE SEGMENTED CHIP BREAKER, VARIABLE FEED SPEED AND LEVER ADJUSTABLE BED ROLLERS ARE EXPENSIVE OPTIONS ON MOST PLANERS OF THIS SIZE. NOT WITH GRIZZLY!**


For maximum power and performance in a 20" planer, our heavy-duty industrial planer is hard to beat. Adjustable bed rollers and 5" dust port are standard on this already-deluxe machine. From the precision ground cast-iron bed to the hefty handwheels and conveniently located, thermally protected magnetic switch, you know you're dealing with a class act when you get your hands on a planer like this. Truly an industrial machine.

### SPECIFICATIONS:


- Maximum cutting width: 20"
- Maximum cutting height: 7 3/4"
- Maximum depth of cut: 1/4"
- Minimum stock thickness: 1/4"
- Minimum stock length: 8"
- Bed size: 21 1/4" x 28 3/4"
- Cutterhead R.P.M.: 5200
- Rate of feed per minute: 17-26 F.P.M.
- Number of cuts per inch: 101-166
- Number of cuts per minute: 20,800
- Cutterhead motor: 5 H.P., 220V, 25 Amps, single phase
- Feed motor: 2 H.P., 220V, 12 Amps, single phase
- Overall size: 42 1/4"H x 34"W x 35 3/4"D
- Power transfer: double V-belt
- Shipping weight approx. 900 lbs.

### FEATURES:

- Cutterhead ball bearings include grease fittings
- Heavy-duty cast iron construction throughout
- Table is precision-ground cast iron
- Powerful 5 H.P., capacitor start TEFC cutterhead motor comes with magnetic and thermally protected switch
- Bed rollers are lever adjustable
- 5" dust exhaust hood and board return rollers are standard
- Four-knife cutterhead
- Variable speed feed
- Infeed roller is segmented steel
- Outfeed roller is finely finished steel
- Measuring scale is both standard and metric



As Low As **\$6662**  
Excludes tax & freight.



**MODEL G5850Z**  
**20" PLANER WITH 5 H.P.**  
**SINGLE PHASE MOTOR**  
**ONLY \$2,495<sup>00</sup>**

**\$150**  
ANYWHERE IN  
LOWER 48 STATES

### — OPTIONAL ACCESSORIES —



#### DISPOZ-A-BLADE®

4 Blade, 20" Dispoz-A-Blade® System Includes

Holders & Blades

**MODEL H4278**

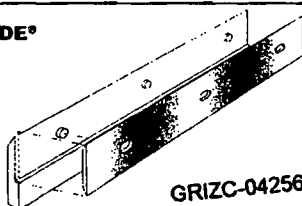
Replacement Blades Only

**MODEL G5859**

**ONLY \$325<sup>00</sup>**

**ONLY \$54<sup>95</sup>**

See Page 39 for Dispoz-A-Blade®



GRIZC-04256



#### SUPER HEAVY-DUTY SHOP FOX® MOBILE BASE

is the strongest mobile base on the market. Made for machines that weigh between 500 lbs. to 1200 lbs., this base is extremely stable with outrigger type supports. Adjusts from 18" x 24 1/2" to 28 1/2" x 33 1/2".

**MODEL G7315 ONLY \$89<sup>95</sup>**

**CALL 24 HOURS A DAY FROM ANYWHERE IN THE U.S.A. 1-800-523-4777**



# 20" EXTREME-DUTY PLANER



We mean exactly what we say: this planer is for **extreme duty**! This machine is solidly built weighing a massive 1700 pounds, with power up/down control for the table and variable speed feed. And there's more! The bed rollers on this machine are power driven and adjustable for height when planing rough-cut lumber. Segmented chip breakers and four knife cutterhead means you get the best possible finish. Check out the impressive features below, and you'll agree that this workhorse is a great investment.


## SPECIFICATIONS:

- Maximum cutting width: 20"
- Maximum cutting height: 9"
- Maximum depth of cut:  $\frac{3}{16}$ "
- Minimum stock thickness:  $\frac{1}{4}$ "
- Minimum stock length: 10"
- Cutterhead diameter: 4"
- Knives: 4 high speed steel 20" x 1 $\frac{1}{8}$ " x  $\frac{1}{8}$ "
- Table size: 20" x 35"
- Cutterhead R.P.M.: 5000
- Rate of feed per minute: 20-40 F.P.M.
- Number of cuts per inch: 83.3-41.6
- Number of cuts per minute: 20,000
- Motor: 7 $\frac{1}{2}$  H.P., 220V, three phase
- Cutterhead power transfer: Belt drive
- Motor bearings: Shielded and lubricated ball bearings
- Overall size: 42 $\frac{1}{4}$ "H x 38 $\frac{1}{2}$ "W x 35 $\frac{3}{4}$ "D
- Crate size: 46"H x 46"W x 42 $\frac{1}{2}$ "D
- Shipping weight approx. 1700 lbs.


## FEATURES:

- Precision-ground cast iron table
- Power feed rollers are steel, serrated infeed and polished outfeed
- Micro adjustment of table height
- Segmented chip breaker
- Variable feed rate
- 5" dust port
- Convenient control panel

## POWER UP/DOWN TABLE AND VARIABLE FEED!



20" SPIRAL CUTTERHEAD REDUCES TEAROUT IN FIGURED WOODS, PRODUCES SMALL FLAKE-LIKE CHIPS AND LEAVES AN INCREDIBLE FINISH!



**MODEL G9740**  
20" EXTREME-DUTY  
PLANER W/ 7 $\frac{1}{2}$  H.P.  
3 PHASE MOTOR  
**ONLY \$4,750<sup>00</sup>**

**\$200**  
ANYWHERE IN  
LOWER 48 STATES

AS LOW  
AS \$112<sup>99</sup>

Excludes tax & freight.

**MODEL G9740Z**  
20" EXTREME-DUTY  
PLANER W/ 7 $\frac{1}{2}$  H.P.  
3 PHASE MOTOR &  
SPIRAL CUTTERHEAD  
**ONLY \$5,995<sup>00</sup>**

**\$200**  
ANYWHERE IN  
LOWER 48 STATES

AS LOW  
AS \$142<sup>50</sup>

Excludes tax & freight.

**MODEL G9967**  
20" EXTREME-DUTY  
PLANER W/ 5 H.P.  
1 PHASE MOTOR  
**ONLY \$4,850<sup>00</sup>**

**\$200**  
ANYWHERE IN  
LOWER 48 STATES

AS LOW  
AS \$115<sup>33</sup>

Excludes tax & freight.

**MODEL G9967Z**  
20" EXTREME-DUTY  
PLANER W/ 5 H.P.  
1 PHASE MOTOR &  
SPIRAL CUTTERHEAD  
**ONLY \$6,095<sup>00</sup>**

**\$200**  
ANYWHERE IN  
LOWER 48 STATES

AS LOW  
AS \$144<sup>01</sup>

Excludes tax & freight.

GRIZC-04257

## — OPTIONAL ACCESSORIES —

**MODEL H2255**  
**MODEL H2262**  
**MODEL H2269**

Dispoz-A-Blade® System  
H.S.S. Replacement Knives for the Dispoz-A-Blade® System  
Cobalt Replacement Knives for the Dispoz-A-Blade® System

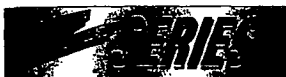
**ONLY \$339<sup>95</sup>**  
**ONLY \$59<sup>95</sup>**  
**ONLY \$109<sup>95</sup>**

See Page 39 for **Dispoz-A-Blade®**

**MODEL H2340**  
**MODEL H2334**

Set of Four M2 H.S.S. Knives  
Indexable Inserts for G9967Z

**ONLY \$89<sup>95</sup>**  
**ONLY \$2<sup>50</sup> EA. TEN OR MORE**



## 24" PROFESSIONAL PLANER

PLANERS

Wide, solid wood panels? No problem! Durability, dependability and capacity are the hallmarks of this massive machine. The 5 H.P., 25-amp motor powers through the toughest hardwoods with ease and features convenient bed roller adjustment for skip and finish planing. And the large, conveniently located handwheel facilitates bed adjustment. If you're looking for an industrial-duty planer that will outlast the building you put it in, look no further!

### SPECIFICATIONS:

- Maximum cutting width: 24"
- Maximum cutting height: 8 1/4"
- Maximum depth of cut: 1/8"
- Minimum stock thickness: 1/4"
- Minimum stock length: 8"
- Bed size: 31 1/2" x 24 1/4"
- Cutterhead R.P.M.: 5200
- Rate of feed per minute: 17-26 F.P.M.
- Number of cuts per inch: 66-101
- Number of cuts per minute: 28,800
- Cutterhead motor: 5 H.P., 220V, 25 amps, single phase
- Feed motor: 2 H.P., 220V, 12 amps, single phase
- Overall size: 42"H x 38"W x 33"D
- Power transfer: double V-belt
- Shipping weight approx. 1030 lbs.

### FEATURES:

- Cutterhead ball bearings include grease fittings
- Heavy-duty cast iron construction throughout
- Table is precision-ground cast iron
- Powerful 5 H.P., capacitor start TEFC motor comes with magnetic and thermally protected switch
- Bed rollers are lever adjustable
- 5" dust exhaust hood and board return rollers are standard
- Four-knife cutterhead
- Variable speed feed
- Infeed roller is segmented steel
- Outfeed roller is finely finished steel
- Measuring scale is both standard and metric



SEGMENTED  
CHIP BREAKER  
AND INFEED  
ROLLER

VARIABLE  
FEED  
SPEEDS!

5 H.P.  
MOTOR

LEVER  
ADJUSTABLE  
BED ROLLERS

DUST COVERS

SWITCH  
CONTROL  
PANEL

VARIABLE  
SPEED  
CONTROL



HEAVY-DUTY CUTTERHEAD  
AND SEGMENTED INFEED ROLLER



LEVER ADJUSTABLE BED ROLLERS

AS LOW  
AS \$7836  
Excludes tax & freight.

MODEL G5851Z 24" PLANER  
5 H.P. SINGLE PHASE

As Low As \$7836  
Excludes tax & freight.

\$3,495<sup>00</sup> ONLY \$3,295<sup>00</sup>

\$200  
ANYWHERE IN  
LOWER 48 STATES

ALSO AVAILABLE  
24" PLANER 7 1/2 H.P. 3 PHASE  
MODEL G7213Z

\$3,495<sup>00</sup> ONLY \$3,295<sup>00</sup>

\$200  
ANYWHERE IN  
LOWER 48 STATES

### — OPTIONAL ACCESSORIES —



#### DISPOZ-A-BLADE®

4 Blade, 24" Dispoz-A-Blade® System Includes

Holders & Blades

MODEL H4279

ONLY \$349<sup>95</sup>

Replacement Blades Only

MODEL H4280

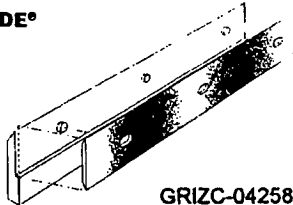
ONLY \$64<sup>95</sup>

Replacement Cobalt Blades Only


MODEL H4281

ONLY \$129<sup>95</sup>

See Page 39 for Dispoz-A-Blade®



GRIZC-04258



#### SUPER HEAVY-DUTY SHOP FOX® MOBILE BASE

is the strongest mobile base on the market. Made for machines that weigh between 500 lbs. to 1200 lbs., this base is extremely stable with outrigger type supports. Adjusts from 18" x 24 1/2" to 28 1/2" x 33 1/2".

MODEL G7315 ONLY \$89<sup>95</sup>

CALL 24 HOURS A DAY FROM ANYWHERE IN THE U.S.A. 1-800-523-4777

# 24" EXTREME-DUTY PLANER



This is the "big daddy" in our line of extreme-duty planers! This machine has all the features of its little brother, like the power up/down control for the table and a variable speed feed. The bed rollers on this machine are also power driven and adjustable for height when rough-cut lumber is milled. Segmented chip breakers, four knife cutterhead or optional spiral cutterhead and a feed rate of 20-40 feet per minute means you can get the best possible finish. Check out the specs and features below, this machine will hold up to the most strenuous production runs.

## SPECIFICATIONS:

- Maximum cutting width: 24"
- Maximum cutting height: 9"
- Maximum depth of cut: 5/16"
- Minimum stock thickness: 1/4"
- Minimum stock length: 14"
- Cutterhead diameter: 4 3/8"
- Knives: 4 high speed steel - 24" x 1 3/8" x 1/8"
- Table size: 24" x 35 1/2"
- Cutterhead: 5000 R.P.M.
- Rate of feed per minute: 20-40 F.P.M.
- Number of cuts per inch: 41.6 - 83.3
- Number of cuts per minute: 20,000
- Motor: 10 H.P., 220V, 3 phase
- Cutterhead power transfer: Belt drive
- Motor bearings: Shielded and lubricated ball bearings
- Overall size: 42 1/2"W x 36"D
- Crate size: 45 1/2"H x 48"W x 40"D
- Shipping weight approx. 1950 lbs.

## BOTH MODELS FEATURE POWER UP/DOWN TABLE AND VARIABLE FEED

## FEATURES:


- Precision-ground cast iron table
- Power feed rollers are steel, segmented infeed and polished outfeed
- Cutterhead is one piece machine shaft with 4 knife slots and shielded ball bearings
- Micro adjustment of table height
- Segmented chip breaker
- Variable feed rate
- 5" dust port
- Convenient control panel

**10 HP!**



GRIZC-04259

For the ultimate in extreme-duty machines, the G9961 utilizes a spiral, indexable insert cutterhead. This state-of-the-art technology has several distinct and extraordinary advantages. By using a "spiral" cutterhead, the knife never "leaves" the wood like a conventional planer. This provides for the finest cutting available and a much quieter machine unlike any other. The carbide "inserts" are not only replaceable, but each one has four cutting edges and can be turned 90° to expose a new cutting edge. It's like getting four blade changes for the price of one. And, if they are ever damaged, you simply rotate or replace those that are damaged. No re-sharpening hassles and no need to replace the entire set like conventional knives. The future of lumber planing is here now at Grizzly!



MODEL G9961 VERSION SHOWING THE SPIRAL CUTTERHEAD

As Low  
As **\$1319<sup>99</sup>**

Excludes tax & freight.

**MODEL G9741**  
**24" EXTREME-DUTY PLANER**  
**ONLY \$5,550<sup>00</sup> \$200**

ANYWHERE IN  
LOWER 48 STATES

As Low  
As **\$166<sup>14</sup>**

Excludes tax & freight.

**MODEL G9961**  
**24" EXTREME-DUTY INDUSTRIAL PLANER**  
**W/ SPIRAL CUTTERHEAD**  
**ONLY \$6,995<sup>00</sup> \$200**

ANYWHERE IN  
LOWER 48 STATES

## OPTIONAL ACCESSORIES

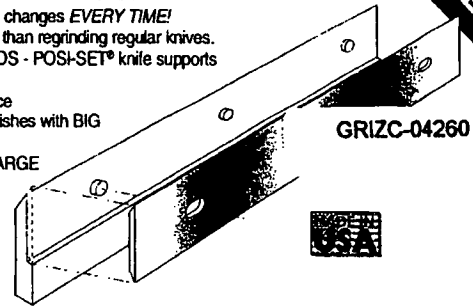
Dispoz-A-Blade® System (G9741 only)		
<b>MODEL H2256</b>	<b>ONLY</b>	<b>\$359<sup>95</sup></b>
HSS Knives for Dispoz-A-Blade® (G9741 only)		
<b>MODEL H2263</b>	<b>ONLY</b>	<b>\$64<sup>95</sup></b>
Cobalt Knives for Dispoz-A-Blade® (G9741 only)		
<b>MODEL H2270</b>	<b>ONLY</b>	<b>\$119<sup>95</sup></b>
Set of 4 M2 H.S.S. Knives for G9741		
<b>MODEL H2342</b>	<b>ONLY</b>	<b>\$129<sup>95</sup></b>
Indexable Inserts for G9961 (Requires 160)		
<b>MODEL H2334</b>	<b>ONLY</b>	<b>\$2<sup>95</sup> EA.</b>
<b>TEN OR MORE</b>	<b>ONLY</b>	<b>\$2<sup>50</sup> EA.</b>

# PLANER & JOINTER KNIVES ANYONE CAN CHANGE

A GRIZZLY BREAKTHROUGH! DISPOZ-A-BLADE® WITH POSI-SET® IN YOUR PLANER OR JOINTER

ELIMINATES ALL OF THE HASSLES OF CHANGING AND SHARPENING KNIVES

- INSTALL KNIVES IN SECONDS...NOT HOURS - Easy and accurate "DROP & LOCK" knife changes EVERY TIME!
- MORE ECONOMICAL THAN RESHARPENING - Top quality straight factory edges cost less than regrinding regular knives.
- NO COMPLICATED MACHINE MODIFICATIONS OR EXPENSIVE SPECIAL CUTTERHEADS - POSI-SET® knife supports simply install in each knife pocket replacing cumbersome springs and jigs.
- INSTANTLY WORKS IN ALL YOUR GRIZZLY® MACHINES - Optimizes machine performance
- NEVER SHARPEN A PLANER KNIFE AGAIN - Consistent knife quality produces superior finishes with BIG SAVINGS.
- AFFORDABLE INDUSTRIAL QUALITY FOR BOTH THE HOME CRAFTSMAN AND THE LARGE WOOD PRODUCTS MANUFACTURER.
- CHOOSE ECONOMICAL H.S.S. KNIVES OR LONG LASTING COBALT KNIVES.
- SEE THE INDIVIDUAL MACHINE CATALOG PAGES TO ORDER DISPOZ-A-BLADE SYSTEMS FOR THE FOLLOWING MODELS: G9859, G9860, G9861, G9953, G9967, G9740 AND G9741.



PLANERS

## DISPOZ-A-BLADE® SYSTEM

MODEL	SIZE	TYPE	PRICE
G6660	6"	3 Blade System	\$159.95
G6661	8"	3 Blade System	\$179.95
G6662	12"	3 Blade System	\$179.95
G5852	12"	2 Blade System	\$139.95
G5853	13"	3 Blade System	\$199.95
G5854	15"	3 Blade System	\$225.00
G5855	20"	4 Blade System	\$325.00
G6663	20"	3 Blade Industrial System	\$229.95
G6664	24"	3 Blade Industrial System	\$249.95

## REPLACEMENT BLADES

MODEL	SIZE	TYPE	PRICE
G6665	6"	3 Replacement Blades	\$16.95
G6666	8"	3 Replacement Blades	\$21.95
G6667	12"	3 Replacement Blades	\$29.95
G5856	12"	2 Replacement Blades	\$19.95
G6738	12"	3 Cobalt Replacement Blades	\$59.95
G5857	13"	3 Replacement Blades	\$34.95
G5858	15"	3 Replacement Blades	\$39.95
G6739	15"	3 Cobalt Replacement Blades	\$74.95
G5859	20"	4 Replacement Blades	\$54.95
G6740	20"	3 Cobalt Replacement Blades	\$89.95
G6741	20"	4 Cobalt Replacement Blades	\$119.95
G6742	24"	3 Cobalt Replacement Blades	\$99.95
G6668	20"	3 Industrial Replacement Blades	\$41.95
G6669	24"	3 Industrial Replacement Blades	\$48.95

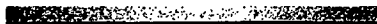
Easy and accurate knife changes are a reality because DISPOZ-A-BLADE® is always the same dimension from the cutting edge to the holder bottom. The Posi-Set® Knife Support System automatically sets DISPOZ-A-BLADE® to the proper height without any adjustment, saving hours of set up time. Consistent weight between knives assures balanced, vibration-free operation.

DISPOZ-A-BLADE's holder and double edge disposable knife is the dimensional equivalent of the knife you are using now in your machine's cutterhead. Various size and types of holders are available which attach to the same high quality DISPOZ-A-BLADE® knife insert. This holder-knife combination instantly adapts to your machine without any modifications.

First time Start Up Kit supplies the correct size Posi-Sets, one set of reusable DISPOZ-A-BLADE® knife holders and one set of double edge H.S.S. DISPOZ-A-BLADE® knife inserts for your Grizzly® machine. All that is required for future knife changes are economical double edge DISPOZ-A-BLADE® replacement knives.

## JOINTER AND PLANER KNIVES


Our industrial-quality high speed steel laminate blades are very popular and have proven themselves in normal workshop settings.



MODEL	SIZE / TYPE	PRICE
H3874	4" x 1" x 1/4" H.S.S. (2)	\$12.95
G1188	6" x 1" x 1/4" H.S.S. (3)	\$19.95
G1176	8" x 1" x 1/4" H.S.S. (3)	\$39.95
G1833	12" x 1 1/4" x 1/4" H.S.S. (3)	\$49.95
G1195	12 1/2" x 3/4" x 1/4" H.S.S. (2)	\$39.95
G1196	15" x 1" x 1/4" H.S.S. (3)	\$49.95
G1661	20" x 1" x 1/4" H.S.S. (4)	\$89.95

## INDUSTRIAL JOINTER H.S.S. KNIFE SETS

These Jointer Knives, in sets of three, are made from M-2 high speed steel and are hardened to 62-64 Rockwell and tempered in a salt bath. All sets are balanced within one gram.



4" x 3/4" x 1/4"	Set of 3
MODEL G6696	EACH \$15 <sup>95</sup>
6" x 1" x 1/4"	Set of 3
MODEL G6697	EACH \$24 <sup>95</sup>
8" x 1" x 1/4"	Set of 3
MODEL G6698	EACH \$34 <sup>95</sup>
12" x 1 1/4" x 1/4"	Set of 3
MODEL G6699	EACH \$54 <sup>95</sup>

## PLANER KNIFE SETS

M-2 H.S.S. planer knife sets are hardened and tempered to 62-64 Rockwell and balanced to within one gram.




12" x 3/4" x 1/4"	Set of 2
MODEL G6700	EACH \$29 <sup>95</sup>
15" x 1" x 1/4"	Set of 3
MODEL G6701	EACH \$59 <sup>95</sup>
20" x 1" x 1/4"	Set of 4
MODEL G6702	EACH \$99 <sup>95</sup>
13" x 5/8" x 1/4"	Set of 3
MODEL G6703	EACH \$39 <sup>95</sup>
20" x 1 1/4" x 1/4"	Set of 3
MODEL G6704	EACH \$79 <sup>95</sup>
24" x 1 1/4" x 1/4"	Set of 3
MODEL G6705	EACH \$99 <sup>95</sup>

CALL 24 HOURS A DAY FROM ANYWHERE IN THE U.S.A. 1-800-523-4777

## 1½ H.P. SHAPER

Built with plenty of muscle to take on most shaping challenges, our mid-sized, 1½ H.P. Model G1035 Shaper offers the perfect, low-priced alternative for the serious hobbyist or small-shop owner. The G1035 offers precision wheel adjustment, tv spindle speeds, a finely-milled cast iron table, interchangeable spindles and sealed ball bearing movement – all for less than the price of a router and router table!



SEE  
PAGE 137  
FOR  
MINI SHAPER





SHAPER CUTTER  
ARE ON PAGES  
350-369  
WE HAVE  
POWER FEEDERS!  
SEE PAGES 47

### CHECK OUT THESE GREAT FEATURES:

- 2 interchangeable spindles: ½" and ¾"
- Heavy-duty 1½ H.P., 110/220V motor
- Two spindle speeds: 7,000 and 10,000 R.P.M.
- 3" spindle travel
- Spindle openings are 1¼", 3½", and 5"
- Table is precision-ground cast iron
- Table size is 20¼" x 18"
- Floor-to-table height is 33½"
- Powder coated paint
- All ball bearing construction
- Maximum cutter diameter is 5"
- Shipping weight approx. 220 lbs.

### STANDARD EQUIPMENT INCLUDES:

- Motor
- Reversing switch
- Fence with safety guard
- Hold-down springs
- Miter gauge
- Steel cabinet-type stand



"FEEDERS MOVE THE MATERIAL TO  
FOUR GRIZZLY SHAPERS, WHERE ALL  
FOUR SIDES ARE BEVELED"  
CABINETMAKER® June 2000, Small Shop Profile


### MODEL G1035 1½ H.P. SHAPER

~~\$449.00~~ OUR LOW PRICE \$425.00



GRIZC-04261

### — OPTIONAL ACCESSORIES —




**ROUTER BIT SPINDLE**  
For ¼" and ½" shank bits.  
MODEL G1705 ONLY \$59.95

#### 3" DUST HOOD

This dust hood connects your G1035 to any 3" dust collection hose. Attaches to blade guard.



MODEL G4840 ONLY \$14.95

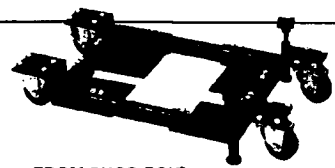


#### RUB COLLAR SETS

- G3357 ½" SET (4 PC. SET)**  
Consists of: G1779, G1780, G1781, G1881
- G3362 ¾" SET "A" (5 PC. SET)**  
Consists of: G1782, G1884, G1885, G1886, G1784 and (2) G2449 straight bushings
- G3363 ¾" SET "B" (5 PC. SET)**  
Consists of: G3129, G3130, G3131, G3132, G3133 and (2) G2449 straight bushings

MODEL G3357 ½" Set ONLY \$39.95  
MODEL G3362 ¾" Set A ONLY \$84.95  
MODEL G3363 ¾" Set B ONLY \$99.95

MORE RUB COLLARS ON PAGE 344



FROM SHOP FOX®  
INCREDIBLE, PATENTED  
ADJUSTABLE MOBILE BASE!  
**MINI SHOP FOX® MOBILE BASE**  
Adjusts from 10½" x 14½" to 17" x 21½".  
600 lb. capacity. Weighs 32 lbs.  
MODEL G8683 ONLY \$59.95



**CAST IRON WING (20" x 10")**  
MODEL G1706 EACH \$69.95



## 2 H.P. SHAPER

SHAPERS


Designed to compete with the power of larger machines while capitalizing on the mobility of smaller models, this new Shop Fox® shaper offers the perfect balance for serious woodworkers. The extra power of the 2 H.P. motor will have you racing through profiles in even the heaviest hardwoods, and the large 24" x 21" table gives you the added working surface found only on larger shapers. If you've been looking for the perfect shaper to put in your shop, you've found it with the Shop Fox®!

### FEATURES:

- Motor size: 2 H.P., 110/220V single phase, prewired for 220V
- Spindles: 1/2" and 3/4" (Included)
- Spindle speeds: 7,000 and 10,000 R.P.M.
- Spindle travel: 3"
- Table Size: 24" wide x 21" deep
- Miter gauge slot: T-slotted
- Stand: cabinet style, powder coated paint
- Cord length: 10' x 14 Gauge
- Shipping weight approx: 270 lbs.


### INCLUDES:

- Heavy-duty miter gauge
- Reversing switch
- Fence with safety guard
- Cast iron handwheel
- Integral metal dust port
- Large precision ground cast iron table
- All ball bearing construction.
- "T"-slot fence





LARGE  
24" X 21"  
CAST  
IRON  
TABLE

POWDER  
COATED  
PAINT



**AVAILABLE  
MARCH 2002**

**MODEL G4792 2 H.P. SHAPER  
ONLY \$675<sup>00</sup>**

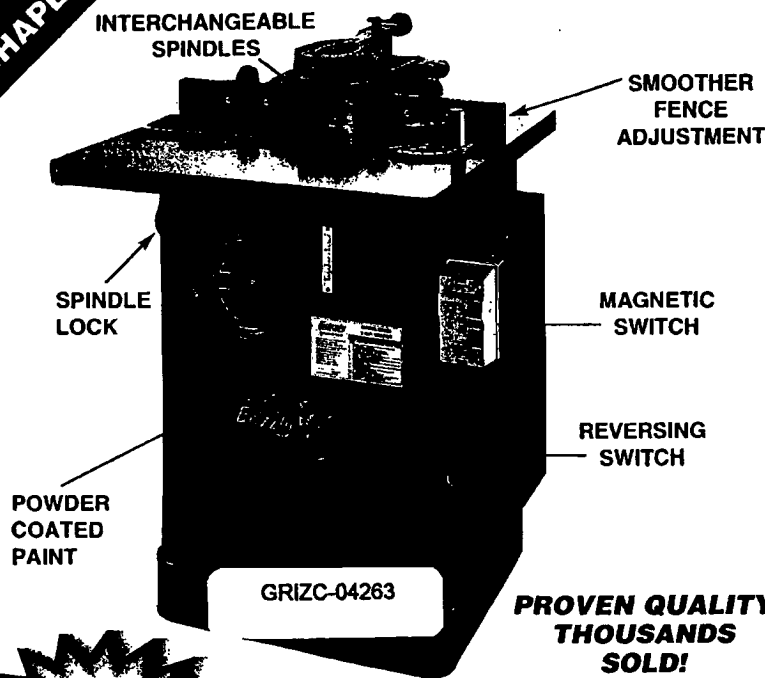


**MINI SHOP FOX® MOBILE BASE**  
Adjusts from 10 1/2" x 14 1/2" to 17" x 21 1/2".  
600 lb. capacity. Weighs 32 lbs.  
**MODEL G8683 ONLY \$59<sup>95</sup>**

**CALL 24 HOURS A DAY FROM ANYWHERE IN THE U.S.A. 1-800-523-4777**

**SHAPERS**

## 3 H.P. SHAPER



CLOSE-UP OF SPINDLE ASSEMBLY



CALL US FOR A REFERENCE...  
THIS IS A SUPERB SHAPER!

**PROVEN QUALITY  
THOUSANDS  
SOLD!**

### FEATURES:

- 3 H.P. single phase, 220V motor with reversing switch
- 2 spindle speeds: 7,000 and 10,000 R.P.M.
- 3 interchangeable spindles: 1/2", 3/4" and 1"
- Spindle travel is 3"
- Table is precision-ground cast iron
- Table with standard wing attached measures 30 1/2" x 28 1/4"
- Floor-to-table height is 34"
- Spindle openings on table are 1 1/2", 2 1/4", 4" and 5 1/2"
- Shipping weight approx. 353 lbs.

### STANDARD EQUIPMENT INCLUDES:

Motor, reversing switch, magnetic power switch, miter gauge and fence with hold-down springs.

MODEL G1026 WOOD SHAPER

~~\$850<sup>00</sup>~~ ONLY \$825<sup>00</sup>



*This machine is the hottest shaper in the U.S.A.!! No one else can even come close to the quality and construction at our price!*




### — OPTIONAL ACCESSORIES —



#### ROUTER BIT SPINDLE

For 1/4" and 1/2" shank bits.

MODEL G1794 ONLY \$59<sup>95</sup>



#### SANDING SPINDLE

For 1 1/2" tall sanding drums.

MODEL G3096

ONLY \$49<sup>95</sup>


(DRUMS NOT INCLUDED)

SEE PAGE 258 FOR SANDING DRUMS

#### HEAVY-DUTY SHOP FOX® MOBILE BASE


Adjusts from 19" x 20 1/2" to 29 1/2" x 29 1/2". 600 lb. capacity.

MODEL G7314 ONLY \$69<sup>95</sup>

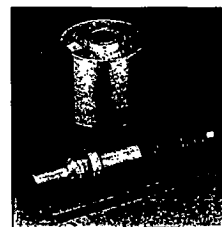


#### 3" DUST HOOD

This dust hood connects your G1026 to 3" dust collection hose. Attaches to blade guard.



MODEL G4839 ONLY \$14<sup>95</sup>



CUTTERHEAD NOT INCLUDED

#### 4" SPINDLE

This 4" tall spindle (1" dia.) with lock nuts allows you to use up to 3" tall cutters on our G1026 Shaper. Fits our G2606 moulding head.

MODEL G2910 ONLY \$59<sup>95</sup> \$49<sup>95</sup>

MOULDING HEADS ON PAGE 345  
RUB COLLARS ON PAGE 344



## 5 H.P. PROFESSIONAL SPINDLE SHAPER

SHAPERS


### FEATURES:

- Spindle sizes: 3/4", 1 and 1 1/4" x 7 1/2"
- Spindle travel: 3 1/4"
- Spindle capacity: 5" (1 1/4" spindle)
- Table counterbore: 7" x 5/8" deep
- Maximum cutter diameter: 5 1/4"
- Spindle speeds: 3600, 5100, 8000 and 10000 RPM
- Table size: 35 1/2"W x 28"D
- Overall dimensions: 28"D x 35 1/2"W x 42"H
- Heavy-duty, precision-ground cast iron table and fence assembly
- One-piece cabinet style stand
- Powder coated paint


- Independent, micro-adjustable fence with 4" dust port
- Shielded and permanently lubricated ball bearings
- 5 H.P. totally enclosed fan cooled, 220V, single phase, 14 AMP motor
- Shipping weight approx: 700 lbs.

### INCLUDES:

- 2 wood fence pieces
- 3 spindles with 8 spacers and 2 nuts
- 1 cast iron miter gauge
- 4 hold down assemblies
- 3 table inserts: 7" O.D. x 3 1/2" I.D., 3 1/2" O.D. x 3" I.D. and 3" O.D. x 2" I.D.
- Assorted wrenches



4 SPEEDS/COUNTER BALANCED



SPRING STEEL HOLD DOWNS

THESE 2 MACHINES ARE IN USE AT THE GIBSON GUITAR PLANT IN NASHVILLE. THEY USE SPIRAL CUTTERHEADS (AVAILABLE ON PAGE 345) WITH SPECIAL JIGS TO MILL GUITAR PARTS

AS LOW AS \$125<sup>00</sup>  
Excludes tax & freight.

AS LOW AS \$125<sup>00</sup>  
Excludes tax & freight.

MODEL G5912Z  
5 H.P. SINGLE PHASE SHAPER  
**\$1,995<sup>00</sup> ONLY \$1,950<sup>00</sup>**

\$125<sup>00</sup>  
ANYWHERE IN LOWER 48 STATES

ALSO AVAILABLE  
MODEL G7214Z 7 1/2 H.P. 3 PHASE SHAPER  
**ONLY \$1,995<sup>00</sup>**

\$125<sup>00</sup>  
ANYWHERE IN LOWER 48 STATES

## SLIDING TABLE SHAPER

We've taken our immensely popular shaper described above and made it even better! Now you can get it with a sliding table! Shaping long stiles and rails will be easier and more consistent with this production wood shop machine.



### SPECIFICATIONS:

- Sliding Table: 35 1/2"W x 13 1/4"D
- Table Travel: 21 1/4"
- Table Fence: 39 1/2" Extruded Aluminum with adjustable stop
- Powder coated paint
- Cast Iron Miter Gauge with 60° angle capability in two directions
- Lever actuated stock hold-down integral to the miter gauge
- All other specifications same as the G5912Z
- Shipping weight approx: 770 lbs.

\$150<sup>00</sup>  
ANYWHERE IN LOWER 48 STATES

MODEL G8621 SHAPER  
**ONLY \$2,495<sup>00</sup>**

AS LOW AS \$150<sup>00</sup>  
Excludes tax & freight.



### SUPER HEAVY-DUTY SHOP FOX® MOBILE BASE

is the strongest mobile base on the market. Made for machines that weigh between 500 lbs. to 1200 lbs., this patented base is extremely stable with outrigger type supports. Adjusts from 18" x 24 1/2" to 28 1/2" x 33 1/2".

MODEL G7315 ONLY \$89<sup>95</sup>

CALL 24 HOURS A DAY FROM ANYWHERE IN THE U.S.A. 1-800-523-4777



**SHAPERS**

## 5 H.P. PROFESSIONAL TILTING SPINDLE SHAPER

If you need moulding profiles in hardwoods that you can't find at your local millwork supplier, we think you'll find our new 5 H.P. Tilting Spindle Shaper worthy of your consideration. Built to withstand the rigors of industrial production, this impressive shaper will literally cut more profiles than you can shake a stick at. The unique tilting spindle will add even more variety and utility to your shaping operations and the conveniently located controls and adjustments make it a safe and easy machine to use and enjoy.


### SPECIFICATIONS:

- Spindle tilt: 45°
- Spindle sizes: 3/4", 1" and 1 1/4"
- Spindle travel: 3 1/4"
- Spindle capacity under nut: 5" (1 1/4" spindle)
- Table counterbore: 7" x 3/4" deep
- Maximum cutter diameter: 5 1/4"
- Spindle speeds: 3600, 5100, 8000 and 10000 R.P.M.
- Table size: 28" x 35 1/2"
- Overall dimensions: 39"D x 35 1/2"W x 59" H
- Shipping weight approx. 700 lbs.

### FEATURES:

- Cast iron table and fence assembly
- Preformed steel base
- Tilting spindle allows for infinite profile possibilities with your existing shaper cutters
- 5 H.P. motor, single phase, 220V
- Independent, micro adjustment fence
- Forward - reversing switch
- 4" dust port
- Sturdy hold-downs and cast iron miter gauge standard

**SERIES**



**PRECISION  
GROUND  
CAST IRON  
TABLE**



As Low As **\$651.21**  
Excludes tax & freight.

**4 SPEEDS/COUNTER  
BALANCE**



**SPINDLE TILTS  
FROM 45° - 90°**

As Low As **\$666.62**  
Excludes tax & freight.

**NEW PROFILES WITH YOUR  
EXISTING SHAPER CUTTERS ARE  
VIRTUALLY INFINITE WITH THIS NEW  
TILTING SPINDLE SHAPER!**

**MODEL G5913Z 5 H.P. SINGLE PHASE  
TILTING SPINDLE SHAPER**

**\$2,495<sup>00</sup> ONLY \$2,450<sup>00</sup>**

**\$125  
ANYWHERE IN  
LOWER 48 STATES**

**MODEL G7215Z 7 1/2 H.P. 3 PHASE  
TILTING SPINDLE SHAPER**

**ONLY \$2,495<sup>00</sup>**

**\$125  
ANYWHERE IN  
LOWER 48 STATES**

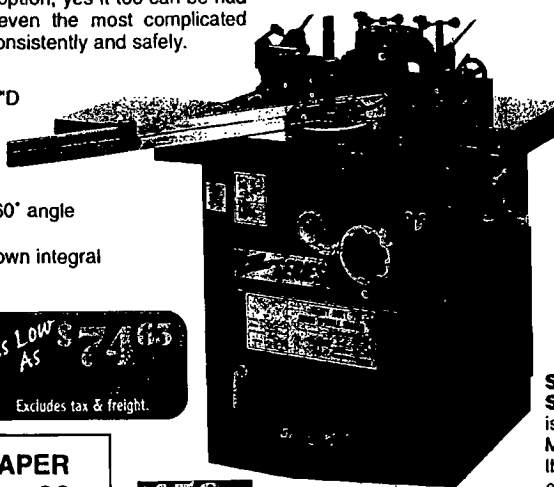
**SERIES**

## SLIDING TABLE TILTING SPINDLE SHAPER

If you prefer the tilting spindle option, yes it too can be had with the sliding table! Now, even the most complicated profiles can be done quickly, consistently and safely.

### SPECIFICATIONS:

- Sliding Table: 35 1/2"W x 13 1/4"D
- Table Travel: 21 1/4"
- Table Fence: 39 1/2" Extruded Aluminum with adjustable stop
- Cast Iron Miter Gauge with 60° angle capability in two directions
- Lever actuated stock hold-down integral to the miter gauge
- All other specifications same as the G5913Z
- Shipping weight approx: 845 lbs.



As Low As **\$7,465**  
Excludes tax & freight.

**MODEL G8622 SHAPER  
ONLY \$2,795<sup>00</sup>**

**\$150  
ANYWHERE IN  
LOWER 48 STATES**

**GRIZC-04265**

**SHAPER CUTTERS  
ON PAGES  
352-369**



### SUPER HEAVY-DUTY SHOP FOX® MOBILE BASE

is the strongest mobile base on the market. Made for machines that weigh between 500 lbs. to 1200 lbs., this patented base is extremely stable with outrigger type supports. Adjusts from 18" x 24 1/2" to 28 1/2" x 33 1/2".

**MODEL G7315 ONLY \$89<sup>95</sup>**



## 5 H.P. PROFESSIONAL SHAPER


Built for industrial use and continuous production runs, this machine takes the word "quality" to a whole new level. It is the finest shaper we carry, and one that will provide years of hard and faithful use. Check out its longer, modified version (G9968) on the bottom of this page as well.

### SPECIFICATIONS:

- Spindle sizes: 1 1/4"
- Spindle length: 6"
- Spindle capacity under nut: 5 1/2"
- Spindle travel: 5"
- Dust port: 5"
- Table counterbore: 13"
- Maximum cutter diameter: 11 1/4"
- Spindle speeds: 5500, 7500 & 10000 R.P.M.
- Table size: 44 1/4" x 33 1/4"
- Overall dimensions: 35 1/2"D x 91 1/2"W x 39 3/4" H
- Motor: TEFC induction, 5 H.P., single phase, 220V
- Switch: Push button ON/OFF, emergency stop, forward direction only
- Amps: 20
- Cycle/R.P.M.: 60 Hertz/3450 R.P.M.
- Bearings: Shielded and lubricated ball bearing
- Shipping weight approx. 1300 lbs.

### FEATURES:

- 2 spring hold-down assemblies
- Fence includes quick release levers and knob-equipped adjusters
- 2 table inserts
- Spindle includes spacers and nuts
- Table extension allows support 36" from spindle



SHAPERS

MODEL G9862 5 H.P., SINGLE PHASE SHAPER

ONLY \$2,995<sup>00</sup>

200  
ANYWHERE IN  
LOWER 48 STATES

As Low As \$2,995<sup>00</sup>  
Excludes tax & freight.



## 7 1/2 H.P. SPINDLE SHAPER

This massive Spindle Shaper is built to our exacting specifications. Ultra smooth power, durability and capacity are built into this machine. And check out these features: huge table measuring over 91" x 33", table extension allows over 60" of support beyond the spindle, 11 1/4" cutter diameter capacity, 5 1/2" capacity under the spindle nut, 5" dust port, micro adjustable 2 piece fence and so much more! Use this 7 1/2 H.P. of high production power to generate revenue quickly! Get the most out of your production runs.

### FEATURES:

- 2 spring hold-down assemblies
- Fence adjustment includes quick release levers and knob-equipped adjusters
- 2 table inserts
- Spindle includes spacers and nuts
- Table extension allows support 36" from spindle

### SPECIFICATIONS:

- Spindle sizes: 1 1/4"
- Spindle length: 6"
- Spindle capacity under nut: 5 1/2"
- Spindle travel: 5"
- Dust port: 5"
- Table counterbore: 13"
- Maximum cutter diameter: 11 1/4"
- Spindle speeds: 5500, 7500 and 10000 R.P.M.
- Table size: 91 1/4" x 33 1/4"
- Overall dimensions: 35 1/2"D x 91 1/2"W x 39 3/4" H
- Motor: TEFC induction, 7 1/2 H.P., three phase, 220/440V
- Switch: Push button ON/OFF, emergency stop, forward and reverse
- Amps: 20/10
- Cycle/R.P.M.: 60 Hertz/3450 R.P.M.
- Bearings: Shielded and lubricated ball bearing
- Shipping weight approx. 1600 lbs.

MODEL G9968 7 1/2 H.P., THREE PHASE SHAPER

ONLY \$3,495<sup>00</sup>

200  
ANYWHERE IN  
LOWER 48 STATES

As Low As \$3,495<sup>00</sup>  
Excludes tax & freight.

CALL 24 HOURS A DAY FROM ANYWHERE IN THE U.S.A. 1-800-523-4777

## THREE SPINDLE SHAPER


Production Shops – your prayers have been answered! This 3 sided, heavy-duty shaper will pay for itself quickly in cabinet and production shops that normally require several shapers or time consuming cutter changes. The combinations of cutters and set-ups you can utilize on this machine are endless. A GREAT INVESTMENT!

### SPECIFICATIONS:

- Table working height: approx. 34"
- Spindle size: 1 1/4" (3/4" spindle available as an option)
- Exposed spindle length: 4"
- Spindle movement: 4"
- Spindle speeds (2): 7,000 and 10,000 RPM
- Motor size: 3 H.P., TEFC Single Phase, 220V (Includes 3 motors)
- Amp draw: 18 amps per motor
- Working size of table: 15" x 32" (each side)
- Bearing type: Shielded and lubricated for life
- Approximate shipping weight : 1270 lbs.

### FEATURES:

- Precision ground cast iron table
- 3 separate motors
- 3 micro adjustable fences
- Heavy-duty miter gauge included
- 3 magnetic On-Off-Reversing switches
- Spindles include spacers and nuts
- Convenient dust hood included
- Includes service wrenches
- Router bit spindle available as an option




GRIZC-04267

*In true Grizzly fashion,  
we built a new die for the cast  
iron table and made it larger.  
The working surface of each  
side is approximately 15" x 32".*



3 SEPARATE MOTORS



**MODEL G9933 SHAPER**  
**3 x 3 H.P. SINGLE PHASE MOTORS**

**ONLY \$3,395<sup>00</sup>**

**\$200**  
ANYWHERE IN  
LOWER 48 STATES

As Low  
As **\$80<sup>00</sup>**  
Excludes tax & freight.

### — OPTIONAL ACCESSORIES —

**3/4" SPINDLE**  
**(INCLUDES 5 SPACERS)**

CAPACITY IS 4" UNDER THE NUT

MODEL H0783 ONLY \$139<sup>95</sup>


**ROUTER BIT SPINDLE**  
**(INCLUDES 1/2" COLLET)**

MODEL H0784 ONLY \$149<sup>95</sup>

**1/2" COLLET FOR H0784**  
**ROUTER BIT SPINDLE**

MODEL H0785 ONLY \$39<sup>95</sup>

### RUB COLLARS



G1786	1 1/4" ID	2 1/4" OD	\$24.95
G1787	1 1/4" ID	2 1/2" OD	\$28.50
G1788	1 1/4" ID	2 3/4" OD	\$28.50
G1789	1 1/4" ID	3" OD	\$28.95
G1790	1 1/4" ID	3 1/4" OD	\$28.95
G1888	1 1/4" ID	3 3/4" OD	\$29.95
G1791	1 1/4" ID	3 1/2" OD	\$31.50
G1792	1 1/4" ID	4" OD	\$32.95

**SEE PAGE 344 FOR  
BUSHINGS AND  
SPACERS**

# INDUSTRIAL POWER FEEDERS

**POWER FEEDERS**

If you do any kind of hand ripping or milling, you know what a big chore it can be especially with longer and wider stock.

Our complete selection of power feeders will make light work out of those big jobs with greater accuracy and safety.

For those of you who want to increase production, up-grade or add on an extra stock feeder, we have one that will match virtually any application and budget.

## FEATURES INCLUDE:

- Forward/Reverse
- Multiple feed speeds
- X Y Z adjustment
- Warranted

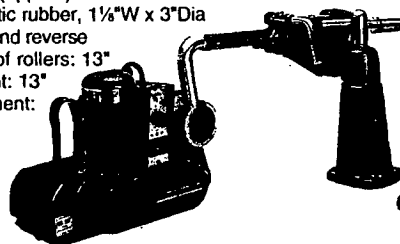
These are top of the line Power Feeders but sold for a lot less!

## BABY POWER FEEDER

### G4173 SPECIFICATIONS:

- Motor: 1/4 H.P., 110V, 1.2 AMP
- Number of speeds: variable
- Range of speeds (approx): 6 1/2 - 39 FPM
- Wheels: 3, synthetic rubber, 1 1/4"W x 3"Dia
- Rotation: forward and reverse
- Maximum height of rollers: 13"
- Vertical movement: 13"
- Horizontal movement: 11"
- Shipping weight approx. 27 lbs.

GRIZC-04268



**ONE YEAR WARRANTY!**


**MODEL G4173 \$259<sup>95</sup> ONLY \$249<sup>95</sup>**

MODEL G4174	Extra Roller	ONLY	\$11 <sup>95</sup>
MODEL G4175	Quick Holder	ONLY	\$29 <sup>95</sup>

## 1/4 H.P. POWER FEEDER

### G4176 SPECIFICATIONS:

- Motor: 1/4 H.P., 110V, 1.8 AMP
- Number of speeds: 4
- Range of speeds: 20, 26, 33, 43 FPM
- Wheels: 3, synthetic rubber, 1 1/4"W x 3 1/8"D
- Rotation: forward and reverse
- Maximum height of rollers: 5"
- Vertical movement: 6 1/4"
- Horizontal movement: 9 1/4"
- Shipping weight approx.: 80 lbs.



**THIS IS OUR MOST POPULAR FEEDER**

**TWO YEAR WARRANTY!**

**MODEL G4176  
ONLY \$399<sup>95</sup>**

**\$30 ANYWHERE IN LOWER 48 STATES**


MODEL G4177	Extra Roller	ONLY	\$12 <sup>95</sup>
-------------	--------------	------	--------------------

**CALL 24 HOURS A DAY FROM ANYWHERE IN THE U.S.**

## 1/2 H.P. POWER FEEDER

### G4179 SPECIFICATIONS:

- Motor: 1/2 H.P., 220V, 4 AMP
- Number of speeds: 4
- Range of speeds: 9.5, 15, 25, 38 FPM
- Wheels: 3, synthetic rubber, 2"W x 4"Dia
- Rotation: forward and reverse
- Maximum height of rollers: 7"
- Vertical movement: 9"
- Horizontal movement: 16"
- Shipping weight approx. 115 lbs.



**TWO YEAR WARRANTY!**

### MODEL G4179

**ONLY \$599<sup>95</sup>**

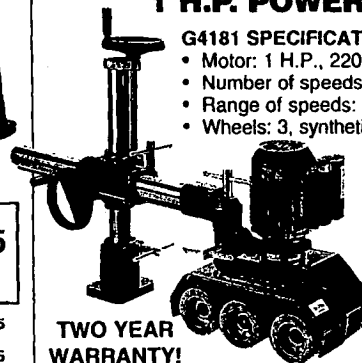
**\$55 ANYWHERE IN LOWER 48 STATES**

MODEL G4180	Extra Roller	ONLY	\$14 <sup>95</sup>
-------------	--------------	------	--------------------

## 1 H.P. POWER FEEDERS

### G4181 SPECIFICATIONS:

- Motor: 1 H.P., 220V, 2.7/6.2 AMP
- Number of speeds: 4
- Range of speeds: 13, 26, 33, 66 FPM
- Wheels: 3, synthetic rubber, 2 1/4"W x 4 1/4"D
- Rotation: forward and reverse
- Maximum height of rollers: 7"
- Rack & pinion horizontal adjustment
- Vertical movement: 9"
- Horizontal movement: 17"
- Shipping weight approx. 142 lbs.



**TWO YEAR WARRANTY!**

### MODEL G4181

**\$699<sup>95</sup> ONLY \$649<sup>95</sup>**

**\$55 ANYWHERE IN LOWER 48 STATES**

### MODEL G7873 1 H.P. 3 PHASE

**\$699<sup>95</sup> ONLY \$649<sup>95</sup>**

**\$55 ANYWHERE IN LOWER 48 STATES**

MODEL G4182	Extra Roller	ONLY	\$17 <sup>95</sup>
MODEL G4184	Extra Gear	ONLY	\$34 <sup>95</sup>

## 1/4 H.P. POWER FEEDER FOR BANDSAWS

Designed for heavy-duty re-sawing and other repetitive tasks on the band-saw. Spring-loaded aluminum "toothed" drive rollers adjust for various thicknesses. Six speeds: 4.4, 8.9, 12, 12.5, 24.3 & 36 FPM. 220V.




MODEL H0796	Power Feeder	ONLY	\$495 <sup>00*</sup>
MODEL H0797	Plate Fence (not shown)	ONLY	\$149 <sup>95</sup>
MODEL H0798	Optional Polyurethane Roller	ONLY	\$12 <sup>95</sup>
MODEL G4175	Optional Quick Holder (shown)	ONLY	\$29 <sup>95</sup>

## INDUSTRIAL POWER FEEDERS



### COPY POWER FEEDER

- Applicable for Jointers, Table Saws, Shapers, Edge-Banders
- Excellent for curve-line copying; circular shapes, ovals, tabletops, chair seats, semi-circular shapes
- A powerful model suitable for heavy-duty and mass production application
- 1/2 H.P. motor
- 8 speeds
- Feed speeds: 7, 9.5, 14.5, 19, 24, 32, 48.5 and 64.5 FPM
- Roller size: 7 3/32" x 1 3/64"
- Roller suspension: 3/4"
- Shipping weight approx.: 141 lbs.




**MODEL G1093 ONLY \$595<sup>00</sup>**

### HEAVY-DUTY BANDSAW POWER FEEDER WITH FENCE

- Separated feeding rollers accept different thickness materials
- 1/2 H.P.
- 8 speeds
- Feed speeds: 10, 17, 20, 27, 33, 45, 57 and 93 FPM
- Roller size: 7" x 1 1/2"
- Roller blade clearance: 6"
- Fence blade clearance: 4"
- Shipping wt. approx.: 211 lbs.

AS LOW AS **\$1498**  
Excludes tax & freight.



**MODEL G1094 Single Phase ONLY \$1295<sup>00</sup>**


**MODEL G1172 Three Phase ONLY \$1295<sup>00</sup>**

#### — OPTIONAL ACCESSORIES —

Polyurethane Roller for G1093, G1094 and G1172  
**MODEL G1539 ONLY \$69<sup>95</sup>**  
Polyurethane Roller Adapter for G1094 and G1172  
**MODEL G1540 ONLY \$29<sup>95</sup>**

### POWER FEEDER 4 ROLLER / 4 SPEED

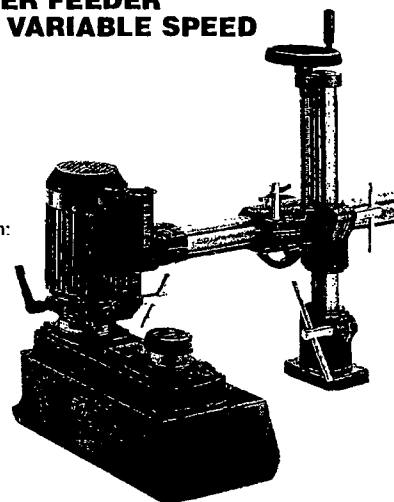
- 4 rollers
- 4 speeds
- 1 H.P. motor
- Feed speeds: 13, 26, 36 and 72 FPM
- Roller size: 4 3/4" x 2 1/4"
- Roller suspension: 3/4"
- Shipping weight approx.: 152 lbs.



**MODEL G1095 Single Phase ONLY \$695<sup>00</sup>**  
**MODEL G1096 Three Phase ONLY \$695<sup>00</sup>**

### POWER FEEDER 3 ROLLER / VARIABLE SPEED

- 3 rollers
- Variable speeds
- 1 H.P. motor
- Feed speeds: 9.5 - 51 FPM
- Roller size: 4 3/4" x 2 1/4"
- Roller suspension: 3/4"
- Shipping weight approx.: 152 lbs.



GRIZC-04269



**MODEL G1134 Three Phase ONLY \$975<sup>00</sup>**

### QUICK HOLDER

This universal Quick Holder allows you to mount just about any power feeder to your machine table without drilling holes. Sturdy clamping system securely attaches to any machine table. Fits Model G4173, G4176 and H0796.



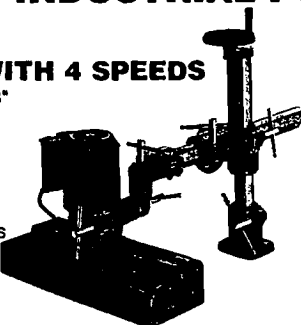
**MODEL G4175 ONLY \$29<sup>95</sup>**



## INDUSTRIAL POWER FEEDERS

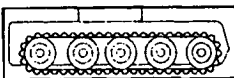
### TRACK FEEDER WITH 4 SPEEDS

- Minimum workpiece length - 8"
- 4 speeds
- 5 rollers
- 1 H.P. motor
- Feed speeds: 14.5, 29, 39 and 78 FPM
- Track size: 44" x 1/2" x 3 pieces
- Track suspension: 3/4"
- Shipping wt. approx.: 148 lbs.



As Low As \$549.95  
Excludes tax & freight.

55 ANYWHERE IN LOWER 48 STATES



MODEL G1135 Single Phase **ONLY \$1195<sup>00</sup>**  
MODEL G1168 Three Phase **ONLY \$1195<sup>00</sup>**

#### — OPTIONAL ACCESSORY —

MODEL G1543 3-Pc. Belt Kit for Pro-Track **ONLY \$159<sup>95</sup>**

### VARIABLE SPEED POWER FEEDER W/ SMART STAND

- Horizontally mounted heavy-duty 3/4 H.P. motor
- Durable lightweight aluminum housing
- Dust brushes remove saw dust for better traction
- Patented variable feed rate control with "ACCU-RATE" scale
- 3 removable dual rollers for saw blade or cutter clearance
- Preset pivot, position lock at 90°/180° automatically
- Feed speeds: 6.5 - 78 FPM
- Roller size: 4 3/8" x 1"
- Roller suspension: 2 5/8"
- Ship. wt. approx.: 181 lbs.



As Low As \$389.95  
Excludes tax & freight.

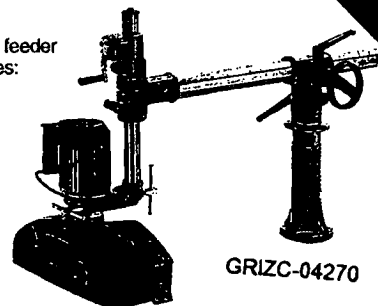
55 ANYWHERE IN LOWER 48 STATES

MODEL G1170 Three Phase **ONLY \$1495<sup>00</sup>**

### PRO TRACK FEEDER W/ SMART STAND

A truly commercial track feeder with the following features:

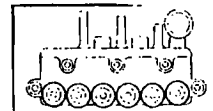
- Minimum workpiece length - 2"
- 6 independent rollers
- 8 speeds - 8, 11, 16, 22.5, 29, 37, 57 & 73 FPM
- Centers between rollers - 1 1/4"
- 1 H.P. motor



GRIZC-04270

As Low As \$495.95  
Excludes tax & freight.


55 ANYWHERE IN LOWER 48 STATES



MODEL G1541 Single Phase **ONLY \$1595<sup>00</sup>**  
MODEL G1542 Three Phase **ONLY \$1595<sup>00</sup>**

### SMART STAND FOR POWER FEEDERS

- Memo lock system - memorizes original operating position
- Fits G1093, G1095, G1096, G1132, G1134, G1135, G1168, G1541, G1542, G4181 and G7873
- Ductile body construction
- 41 1/2" over arm
- Front elevating structure - no more vertical adjustment behind the machine



MODEL G1171 **ONLY \$395<sup>00</sup>**


## POWER FEEDER ROLLER FLANGES & TIRES

If you have one of our Model G1095, G1096, G1132, G1134, G4181 or G7873 Power Feeders you can save money over the long haul by replacing the rollers with one of these roller flange and tire systems. Once you buy the complete flange and tire system, you simply replace the inexpensive rubber or polyurethane tires when they wear out. Polyurethane tires are even more economical since they last up to six times longer than rubber. Many of the new units we are bringing on come with this new replaceable assembly.

### FLANGE WITH RUBBER ROLLER

- Roller size: 4 3/4" x 2 1/4"
- Includes flange and roller

MODEL G1759 **ONLY \$21<sup>95</sup>**



### REPLACEMENT RUBBER ROLLER FOR G1749/G3100

MODEL G2516 **ONLY \$10<sup>95</sup>**

### FLANGE WITH POLYURETHANE ROLLER

- Roller size: 4 3/4" x 2 1/4"
- Includes flange and roller

MODEL G3100 **ONLY \$32<sup>95</sup>**



### REPLACEMENT POLYURETHANE ROLLER FOR G1750/G3100

MODEL G3101 **ONLY \$21<sup>95</sup>**

CALL 24 HOURS A DAY FROM ANYWHERE IN THE U.S.A. 1-800-523-4777

# OVERARM ROUTER

## 3 H.P. OVERARM ROUTER

Make production routing and shaping a breeze with this Overarm High Speed Router. Simply attach a template to the bottom of your workpiece and feed against the table mounted pin. Overhead cutting lets you see your work. Hydraulic head and foot control speeds up your work even more. Includes clamp-on fence for in-line routing and massive tilting cast iron table for greater versatility.

### FEATURES:

- Fence or pin routing
- Foot control for spindle movement
- Head assembly travels on dovetail ways

### SPECIFICATIONS:

- Floor model (stand included)
- Table size: 24" W x 18" D
- Overall height: 78"
- Overall width: 24" (no fence); 33½" (w/ fence)
- Overall depth: 35"
- Motor: 3 H.P., single phase, 220V, TEFC, 15 amps, 3580 RPM
- Shielded and permanently lubricated ball bearings
- Power transfer: single flat belt
- Spindle RPM: 20,000
- Spindle stroke: 3½"
- Head stroke: 5½"
- Max. distance, spindle to table: 9½"
- Swing: 19½"
- Table tilt: 45°
- Approx. shipping weight: 650 lbs.

### ACCESSORIES INCLUDE:

- Tool box
- Hex key wrench set
- Grease gun
- ½" collet
- ¼" collet
- 36mm wrench - open
- 26/23mm wrench
- 13/11mm wrench
- 19/17mm wrench
- ¾" plunge router bit with ½" shank
- Table pins for pin routing

BRAKE LEVER

AIR JET KEEP CUTTER CLEA

TABLE TILTS 45°





INCLUDES 3 PINS WITH 6 DIFFERENT TIP SIZES

STURDY STEEL STAND

FOOT CONTROL

As Low As \$1,695<sup>00</sup>  
Excludes tax & freight.



*Pin follows pattern underneath while cutter cuts exact piece on top. The jig is simply slid around on the table.*



### HEAVY-DUTY SHOP FOX® MOBILE BASE

This patented base is the most stable on the market with outrigger type supports. Adjusts from 19" x 20½" to 29½" x 29½". 600 lb. capacity.

MODEL G7314 ONLY \$69<sup>95</sup>

50

GRIZC-04271

MODEL G8030  
3 H.P. OVERARM ROUTER  
ONLY \$1,695<sup>00</sup>

\$125<sup>00</sup>  
ANYWHERE IN LOWER 48 STATES

ORDER ONLINE AT [www.grizzly.com](http://www.grizzly.com)




TABLE TILT WITH 2 POSITIVE STOPS



## 5 H.P. OVERARM ROUTER

OVERARM  
ROUTER

There's nothing like an overarm router for production woodworking. With your shop made templates, this workhorse will crank out consistently accurate wooden parts. In fact, it's built for production work in mind with its foot operated pneumatic spindle control, brake lever, multiple depth stop settings and massive construction. Other features include a heavy tilting table, extra deep throat capacity and large table surface for just about any job you can throw at it.

### FEATURES:


- Dovetailed table ways with adjustable gibs
- Two-speed control (3 phase model only)
- Six interchangeable pin sizes
- Six adjustable depth stop settings
- Large handwheel for smooth operation
- Convenient hand brake for fast cycle times
- Removable cast iron fence for in-line routing
- Built-in pressure regulator and lubricator
- Adjustable air nozzle
- Includes adjustment wrenches,  $\frac{1}{4}$ " and  $\frac{1}{2}$ " collets,  $\frac{3}{8}$ " straight carbide tipped router bit and tool box

### SPECIFICATIONS:

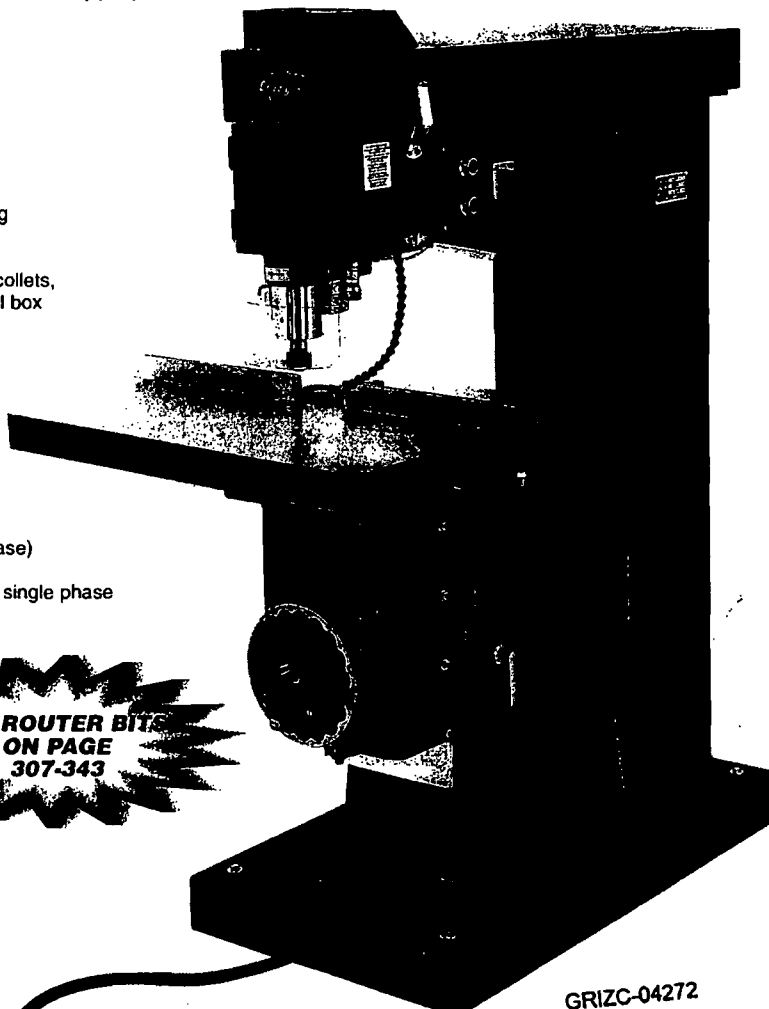
- Throat clearance:  $25\frac{1}{32}$ "
- Table dimensions:  $30" \times 23\frac{1}{2}"$
- Floor to table distance:  $36\frac{1}{8}"$
- Spindle stroke:  $3\frac{1}{16}"$
- Table travel: 8"
- Hydraulic cylinder:  $1\frac{1}{16}"$
- Clearance between table & chuck: 12"
- Tiltting table:  $45^\circ$
- Spindle speeds: 10,000/20,000 RPM (3 phase)  
15,000 RPM (single phase)
- Motor: 2 speed 5 H.P., 3 phase or 1 speed single phase
- Overall dimensions:  $43\frac{1}{8}" \times 31\frac{1}{2}" \times 63"$
- Packing:  $55\frac{1}{8}" \times 33\frac{1}{8}" \times 69\frac{1}{8}"$
- Approx. shipping weight: 1430 lbs.



SEE ROUTER BITS  
ON PAGE  
307-343



BELT DRIVE



GRIZC-04272

MODEL G3618  
5 H.P. OVERARM ROUTER  
1 SPEED, SINGLE PHASE


ONLY  
\$2,995<sup>00</sup>

\$200  
ANYWHERE IN  
LOWER 48 STATES

MODEL G9981  
5 H.P. OVERARM ROUTER  
2 SPEED, 3 PHASE

ONLY  
\$2,995<sup>00</sup>

\$200  
ANYWHERE IN  
LOWER 48 STATES




BUILT-IN PRESSURE REGULATOR  
& LUBRICATOR

CALL 24 HOURS A DAY FROM ANYWHERE IN THE U.S.A. 1-800-523-4777



**BANDSAWS**

## 9" HEAVY-DUTY BENCH TOP BANDSAW



If you need the features of a full-sized bandsaw, but just can't afford the room in your shop, this little wonder may be just the answer. Unlike other bench-sized bandsaws on the market, the G1052 was designed using full-sized bandsaw technology – so you'll get that "big saw feel" in a package that fits in the smallest of shops!

### SPECIFICATIONS:

- Table tilts 15°L, 45°R
- Tough ½ H.P. motor
- Gear reduction
- 110V A.C. operation
- Dust-proof switch
- 11½" x 11½" cast aluminum table
- Maximum cutting height: 4½"
- Throat depth: 9¼"
- Table height: 13"
- Overall height: 31"
- Blade speed: 1480 FPM
- Blade length: 64"
- Includes fence, ½" blade and miter gauge
- Powder coated paint
- Shipping weight approx. 100 lbs.

### 64" BANDSAW BLADES

MODEL	LENGTH	WIDTH	T.P.L	GAUGE	PRICE	4 OR MORE
G5144	64"	¾"	8 Hook	.014	\$8.95	\$7.95
G5145	64"	¾"	14 Raker	.014	\$8.95	\$7.95
G5146	64"	¾"	6 Hook	.014	\$8.95	\$7.95
G5147	64"	¾"	14 Raker	.014	\$8.95	\$7.95
G5148	64"	¾"	24 Raker	.014	\$8.95	\$7.95
G5149	64"	¾"	6 Hook	.014	\$8.95	\$7.95
G5150	64"	¾"	14 Raker	.014	\$8.95	\$7.95

**CAST-IRON BODY**

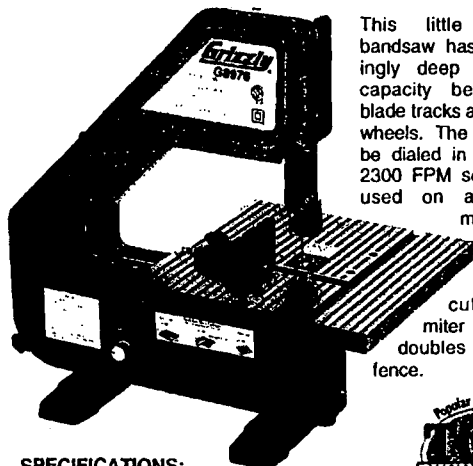
GRIZC-04273

**THIS IS THE BEST BANDSAW ON THE MARKET IN THIS SIZE!**

**MODEL G1052 ONLY \$179<sup>95</sup>**



## 3 WHEEL 12" BANDSAW



This little benchtop bandsaw has an amazingly deep 12" throat capacity because the blade tracks around three wheels. The speed can be dialed in from 50 to 2300 FPM so it can be used on almost any material type.

Table tilts to 45° to allow bevel cutting. The miter gauge also doubles as a rip fence.



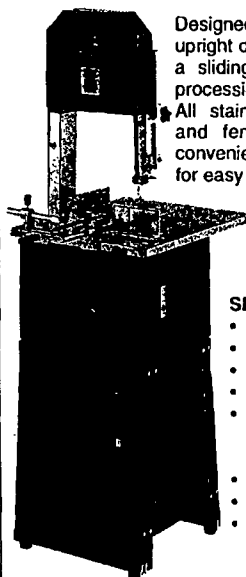
### SPECIFICATIONS:

- Variable Blade Speed Up To 2300 F.P.M.
- Maximum Cutting Height: 3¾"
- Throat Depth: 12"
- Motor: ¾ H.P., 110V, 4.5 amp, 14,000 R.P.M.
- Table Size: 13½" x 13½", Tilts to 45°
- Blade Length: 62"
- Ship. Wt. Approx: 38 lbs

62" BLADES			
MODEL		PRICE	4 OR MORE
G9170	¼" 6 Hook	\$10.95	\$9.95
G9171	¼" 14 Raker	\$10.95	\$9.95
G9172	¼" 24 Raker	\$10.95	\$9.95
G9173	¾" 6 Hook	\$10.95	\$9.95
G9174	¾" 14 Raker	\$10.95	\$9.95

**MODEL G8976 ONLY \$139<sup>95</sup>**

## MEAT-CUTTING SAW WITH SLIDING TABLE



Designed especially for home butchers, this upright design takes up less room and features a sliding table so meat processing is a breeze. All stainless steel table and fence components conveniently disassemble for easy clean-up.



### SPECIFICATIONS:


- Blade length: 77½"
- All ball bearing wheels
- Maximum cutting height: 7½"
- Maximum cutting width: 9¾"
- Comes complete with stand, ¾" blade and ¾ H.P., 110V, single phase motor, switch and plug
- 45 RPM sausage grinder
- Stainless steel table
- Shipping weight approx. 106 lbs.

**INCLUDES BLADE, MEAT GRINDER AND SAUSAGE STUFFER!**

**MODEL G1098 77½" Meat Cutting Blade ONLY \$19<sup>95</sup>**

**MODEL G5787 ONLY \$295<sup>00</sup>**





## 14" BANDSAW

**BANDSAWS**

### AN UNSOLICITED TESTIMONIAL FROM ONE OF OUR MANY SATISFIED CUSTOMERS:

"I have received my 14" Bandsaw in mint condition. The carton was well packed and made the journey well. I am in the process of assembly and cannot express my feelings enough about the quality of material and workmanship that went into this product. I am more than pleased, to say the least. Please quote freight charges to Potsdam, New York for the G1022 Table Saw. If it is built like my Grizzly Bandsaw, it will be a gem to own."

Donald W. Champney  
Potsdam, NY

**NOW HAS HINGED  
WHEEL COVERS  
& IMPROVED UPPER GUIDES**



### SPECIFICATIONS:

- Maximum throat distance: 13½"
- Maximum cutting height: 6¼"
- Motor size: ¾ H.P., single phase, 110V/220V
- Blade length: 91½"-93½"
- Blade speed: 3300 F.P.M.
- Table equipped with miter gauge and tilts 45° right and 10° left
- Bandsaw wheels have rubber tires and are fully balanced
- Body is made of high quality cast iron
- Hinged wheel covers
- Powder coated paint
- Machine height: 66"
- Table height from floor: 43"
- Dust port: 2½"
- All-ball bearing wheels for smooth operation
- Comes with ¾" blade
- Accepts blades from ½" to ¾" wide
- Shipping weight approx. 203 lbs.

MODEL G1019

**ONLY \$325<sup>00</sup> \$315<sup>00</sup>**




GRIZC-04274

### OPTIONAL BANDSAW BLADES FOR G1019 14" BANDSAW

MODEL	LENGTH	WIDTH	T.P.I.	GAUGE	PRICE	4 OR MORE
G5151	93½"	¼"	24 Raker	.025	\$12.95	\$11.95
G5152	93½"	¼"	14 Raker	.025	\$11.95	\$10.95
G5153	93½"	¼"	18 Raker	.025	\$11.95	\$10.95
G5154	93½"	¼"	4 Skip	.025	\$10.95	\$9.95
G5155	93½"	¼"	10 Raker	.025	\$10.95	\$9.95
G5156	93½"	¼"	14 Raker	.025	\$10.95	\$9.95
G5157	93½"	¼"	4 Hook	.025	\$9.95	\$8.95
G5158	93½"	¼"	6 Hook	.025	\$9.95	\$8.95
G5159	93½"	¼"	10 Raker	.025	\$9.95	\$8.95
G5160	93½"	¼"	14 Raker	.025	\$9.95	\$8.95
G5161	93½"	¼"	18 Raker	.025	\$9.95	\$8.95
G5162	93½"	¼"	4 Hook	.025	\$9.95	\$8.95

MODEL	LENGTH	WIDTH	T.P.I.	GAUGE	PRICE	4 OR MORE
G5163	93½"	¼"	6 Hook	.025	\$9.95	\$8.95
G5164	93½"	¼"	10 Raker	.025	\$9.95	\$8.95
G5165	93½"	¼"	14 Raker	.025	\$9.95	\$8.95
G5166	93½"	¼"	3 Hook	.025	\$10.95	\$9.95
G5167	93½"	¼"	4 Hook	.025	\$10.95	\$9.95
G5168	93½"	¼"	6 Hook	.025	\$10.95	\$9.95
G5169	93½"	¼"	10 Raker	.025	\$10.95	\$9.95
G5170	93½"	¼"	14 Raker	.025	\$10.95	\$9.95
G5171	93½"	¼"	3 Hook	.025	\$11.95	\$10.95
G5172	93½"	¼"	6 Hook	.025	\$11.95	\$10.95
G5173	93½"	¼"	10 Raker	.025	\$11.95	\$10.95

### — OPTIONAL ACCESSORIES —



#### HEAVY-DUTY SHOP FOX® MOBILE BASE

This patented base is the most stable on the market with outrigger type supports. Adjusts from 19" x 20½" to 29½" x 29½". 600 lb. capacity.

MODEL G7314 ONLY \$69<sup>95</sup>



#### 6" EXTENSION BLOCK KIT


Increases cutting height to 12". Includes ¾" x 105" x 6 T.P.I. blade, guide post, blade guard and hardware.

MODEL G1127 ONLY \$39<sup>95</sup>  
FIBER GUIDE BLOCKS  
Set of Four

MODEL G1993 ONLY \$19<sup>95</sup>  
SEE PAGE 63-67 FOR BANDSAW BLADES

#### BALL BEARING BLADE GUIDES

Upgrade your standard guide blocks with this set of upper and lower ball bearing guides. Bearings are mounted on cam shafts for easy adjustment.




MODEL G4816 ONLY \$39<sup>95</sup>

CALL 24 HOURS A DAY FROM ANYWHERE IN THE U.S.A. 1-800-523-4777

# BANDSAWS

## 14" BANDSAW



If you didn't think it was possible for a company to offer a truly deluxe 14" bandsaw at a down-to-earth price, think again. The Grizzly G1019Z improves on the already-great G1019 with bonus features like a high-torque, belt-driven 1 H.P. induction motor, a 2" dust port and an extra-sturdy Z-series stand. For maximum bang from your woodworking buck, this is one tough machine that can't be beat!

### FEATURES:

- Deluxe heavy duty stand
- Belt-drive 1 H.P. motor
- Upper and lower ball bearing blade support with steel guide blocks
- All ball bearing construction
- 2" dust port
- Includes one 1/2" blade, fence and miter gauge
- 2 speeds

### SPECIFICATIONS:

- Cutting capacity/throat: 14 1/2"
- Maximum cutting height: 6 3/4"
- Overall size: 66"H x 26"W x 22"D
- Table height above floor: 42 1/2"
- Table tilt: 45° right, 10° left
- Frame construction: Cast iron
- Table construction: Cast iron
- Fence construction: Cast iron, steel
- Wheels: Fully balanced cast aluminum with rubber tires
- Motor: 1 H.P., TEFC, 110V / 220V single phase
- Amps: 12@110V / 6@220V
- Blade speeds: 2500 & 3350 F.P.M.
- Blade size: 98" (1/4" to 3/4" wide)
- Shipping weight approx. 165 lbs.



GRIZC-04275

**NOW WITH  
IMPROVED STAND!**

MODEL G1019Z 14" BANDSAW

**ONLY \$335<sup>00</sup>**



### OPTIONAL BANDSAW BLADES FOR G1019Z 14" BANDSAW


MODEL	LENGTH	WIDTH	T.P.I.	GAUGE	PRICE	4 OR MORE
G4107	98"	1/8"	24	.025	\$12.95	\$11.95
G4108	98"	1/4"	14	.025	\$11.95	\$10.95
G4109	98"	1/4"	18	.025	\$11.95	\$10.95
G4110	98"	3/16"	4	.025	\$10.95	\$9.95
G4111	98"	3/16"	10	.025	\$10.95	\$9.95
G4112	98"	3/16"	14	.025	\$10.95	\$9.95
G4113	98"	1/4"	4	.025	\$9.95	\$8.95
G4114	98"	1/4"	6	.025	\$9.95	\$8.95
G4115	98"	1/4"	10	.025	\$9.95	\$8.95
G4116	98"	1/4"	14	.025	\$9.95	\$8.95
G4117	98"	1/4"	18	.025	\$9.95	\$8.95

MODEL	LENGTH	WIDTH	T.P.I.	GAUGE	PRICE	4 OR MORE
G4118	98"	3/8"	4	.025	\$9.95	\$8.95
G4119	98"	3/8"	6	.025	\$9.95	\$8.95
G4120	98"	3/8"	10	.025	\$9.95	\$8.95
G4121	98"	3/8"	14	.025	\$9.95	\$8.95
G4122	98"	1/2"	3	.025	\$10.95	\$9.95
G4123	98"	1/2"	4	.025	\$10.95	\$9.95
G4124	98"	1/2"	6	.025	\$10.95	\$9.95
G4125	98"	1/2"	10	.025	\$10.95	\$9.95
G4126	98"	1/2"	14	.025	\$10.95	\$9.95
G4127	98"	3/4"	3	.032	\$11.95	\$10.95
G4128	98"	3/4"	6	.032	\$11.95	\$10.95
G4129	98"	3/4"	10	.032	\$11.95	\$10.95

### — OPTIONAL ACCESSORIES —

#### BALL BEARING BLADE GUIDES

Upgrade your standard guide blocks with this set of upper and lower ball bearing guides. Bearings are mounted on cam shafts for easy adjustment.



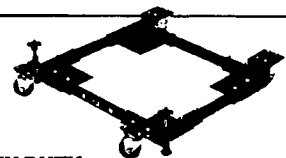
MODEL G4816 **ONLY \$39<sup>95</sup>**

#### 4" EXTENSION BLOCK KIT

Increase your 14" bandsaw's cutting capacity to 10 1/2" high with this bolt-on 4" extension block kit. Includes all necessary hardware plus extended blade guard and 3/8" x 106" x 6 TPI blade.

MODEL G4106 **ONLY \$39<sup>95</sup>**

SEE PAGES 63-66  
FOR MORE BANDSAW BLADE SIZES



#### HEAVY-DUTY SHOP FOX® MOBILE BASE



This patented base is the most stable on the market with outrigger type supports. Adjusts from 19" x 20 1/2" to 29 1/2" x 29 1/2". 600 lb. capacity.

MODEL G7314 **ONLY \$69<sup>95</sup>**


# HEAVY-DUTY 15" BANDSAW

*A terrific machine packed with features!*

Since its 1994 debut, the Model G1148 15" Bandsaw has skyrocketed in popularity among our woodworking customers – and for good reason. Powered by a dual-voltage, 1 H.P. motor and a two-speed reduction pulley system, this full-featured saw delivers the goods. The Model G1148 features a 14½" throat and 7½" thick cutting capacity, large 16" x 16" cast iron table and integral dust port. Put this saw in your shop for less money, with more features and greater capacity than some of the other 15" bandsaws on the market.



UPPER BLADE GUIDE ASSEMBLY



UPPER WHEEL

MODEL G1148 15" BANDSAW

**ONLY \$445<sup>00</sup>**

**\$55**  
ANYWHERE IN  
LOWER 48 STATES


*We took one look at this terrific bandsaw and knew we had to have it —  
and you will too, when you see these HOT features:*

**FEATURES:**

- Rugged 1 H.P., 110V / 220V motor
- Upper and lower ball bearing blade support with steel guide blocks
- Precision-ground 16" x 16" cast iron table
- Cuts materials to 7½" thick
- Two speeds: 2500 and 3350 F.P.M.
- Table tilts 10° L and 45° R
- Machine height: 65"
- Bearings: Shielded and pre-lubricated
- Large-capacity 14½" throat
- Tough welded steel wheel covers
- Precision-balanced cast aluminum
- wheels with rubber tires
- Blade length: 103"
- Includes ½" blade, stand, fence, miter gauge and 4" dust port
- Weight in place: 164 lbs.
- Shipping weight approx: 175 lbs.

GRIZC-04276

**— OPTIONAL ACCESSORIES —**



**BALL BEARING BLADE GUIDES**

Upgrade your standard guide-blocks with this set of upper and lower ball bearing guides. Bearings are mounted on cam shafts for easy adjustment.

MODEL G4817 ONLY \$39<sup>95</sup>



**HEAVY-DUTY SHOP FOX® MOBILE BASE**

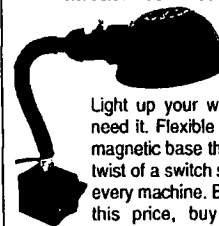
This patented base is the most stable on the market with outrigger type supports. Adjusts from 19" x 20½" to 29½" x 29½". 600 lb. capacity.

MODEL G7314 ONLY \$69<sup>95</sup>

**FIBER GUIDE BLOCKS (4)**

MODEL G2989 ONLY \$18<sup>95</sup>

**MAGNETIC BASE LIGHT**



Light up your work just where you need it. Flexible neck lamp features magnetic base that attaches with the twist of a switch so you can use it on every machine. But what the heck, at this price, buy one for all your machines!

MODEL G5683 ONLY \$22<sup>95</sup>

SEE PAGES 63-66 FOR  
MORE BANDSAW BLADE SIZES

**CALL 24 HOURS A DAY FROM ANYWHERE IN THE U.S.A. 1-800-523-4777**

# BANDSAWS



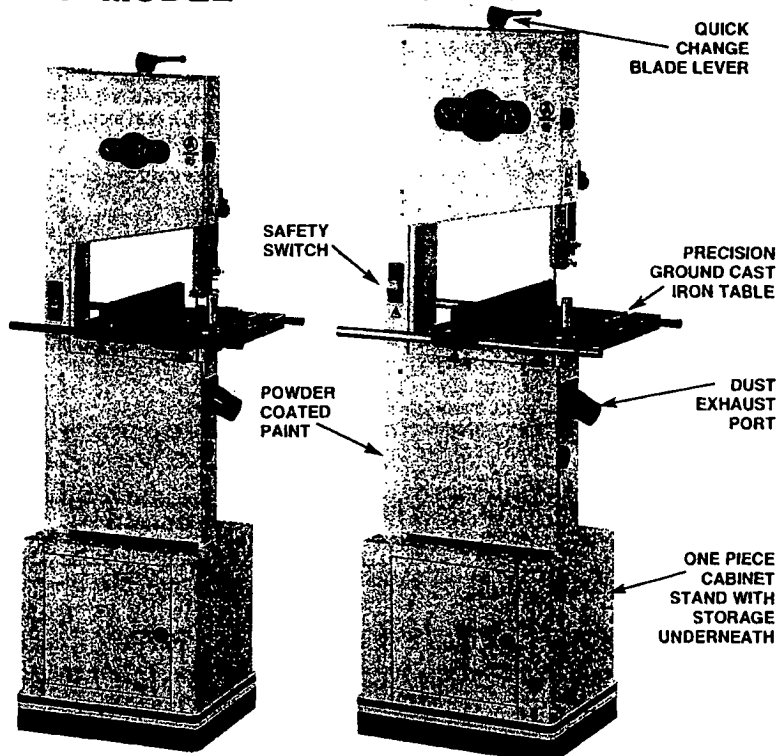
## BANDSAWS

### 14" MODEL

### 16" MODEL

After testing these new Shop Fox® Bandsaws, we couldn't resist adding them to our already expanded line. Features like the patent pending Quick Blade Tensioner, formed and welded steel construction, precision ground tables and cabinet type stands make these some of, if not the best bandsaws available today. Each is complete with a quality miter gauge, a fence that locks at both ends, hinged wheel covers and a dust port. To set the blade to its correct tension, release the quick change blade lever, install blade, lock down, and you're done! When you do this for the first time, you would tighten or loosen the fine adjustment knob for the exact tension. After that, blade changes are simple and incredibly fast!

The G9970 14" is equipped with a 1 H.P. motor while the G9971 16" has a 1½ H.P. motor. Both have been designed specifically for these machines and feature the extra torque required to get the job done. Both models use heavy-duty injection formed aluminum wheels. Both are computer balanced assuring smooth running and accurate cuts. The cabinet style stand is sturdier than any of the 4-legged designs, further reducing annoying vibrations while providing convenient storage. When you purchase one of these fine machines, you can rest assured you have made a purchase that will provide a lifetime of use and pleasure.



#### SPECIFICATIONS:

	14" MODEL	16" MODEL
• Maximum cutting width:	13¾"	15½"
• Maximum cutting height:	7"	8½"
• Motor size:	1 H.P. 110/220V	1½ H.P. 110/220V
• Table size:	14" x 14"	16" x 16"
• Table height:	38"	43"
• Blade speeds:	2300/3200 FPM	2300/3300 FPM
• Blade size range:	⅝" - 1"	⅝" - 1¼"
• Blade length:	101"	115"
• Shipping weight approx.	215 lbs.	250 lbs.

#### OTHER FEATURES: (both models)

- Precision ground cast iron tables
- Built-in dust port
- Sturdy rip fence
- Heavy-duty cast iron miter gauges
- Adjustable blade guides
- Balanced aluminum wheels with rubber tires
- Heavy-duty fence and miter gauge
- Hinged wheel covers
- Totally enclosed, capacitor start motors
- Shielded, ball bearing construction

GRIZC-04277

**MODEL G9970**  
**SHOP FOX® 14" BANDSAW**  
**ONLY \$550<sup>00</sup>**



**MODEL G9971**  
**SHOP FOX® 16" BANDSAW**  
**ONLY \$825<sup>00</sup>**



#### OPTIONAL BANDSAW BLADES

MODEL	LENGTH	WIDTH	T.P.I.	GAUGE	PRICE	4 OR MORE	MODEL	LENGTH	WIDTH	T.P.I.	GAUGE	PRICE	4 OR MORE
H2453	101"	⅝"	14 Raker	.025	\$11.95	\$10.95	H2474	115"	⅝"	6 Hook	.025	\$13.95	\$12.95
H2454	101"	⅝"	18 Raker	.025	\$11.95	\$10.95	H2476	115"	⅝"	14 Raker	.025	\$13.95	\$12.95
H2458	101"	⅝"	6 Hook	.025	\$10.95	\$9.95	H2477	115"	⅝"	18 Raker	.025	\$13.95	\$12.95
H2460	101"	⅝"	14 Raker	.025	\$10.95	\$9.95	H2480	115"	⅝"	10 Raker	.025	\$13.95	\$12.95
H2461	101"	⅝"	18 Raker	.025	\$10.95	\$9.95	H2481	115"	⅝"	14 Raker	.025	\$13.95	\$12.95
H2464	101"	⅝"	10 Raker	.025	\$13.95	\$12.95	H2483	115"	⅝"	6 Hook	.025	\$13.95	\$12.95
H2465	101"	⅝"	14 Raker	.025	\$13.95	\$12.95	H2484	115"	⅝"	10 Raker	.025	\$13.95	\$12.95
H2466	101"	⅝"	6 Hook	.025	\$13.95	\$12.95	H2485	115"	⅝"	14 Raker	.025	\$13.95	\$12.95
H2467	101"	⅝"	10 Raker	.025	\$13.95	\$12.95	H2486	115"	⅝"	3 Hook	.025	\$14.95	\$13.95
H2469	101"	⅝"	3 Hook	.032	\$14.95	\$13.95	H2487	115"	⅝"	6 Hook	.032	\$14.95	\$13.95
H2470	101"	⅝"	6 Hook	.032	\$14.95	\$13.95	H2489	115"	1"	6 Hook	.032	\$15.95	\$14.95
H2471	101"	1"	6 Hook	.032	\$17.95	\$16.95	H2490	115"	1¼"	1.3 Hook	.032	\$19.95	\$18.95

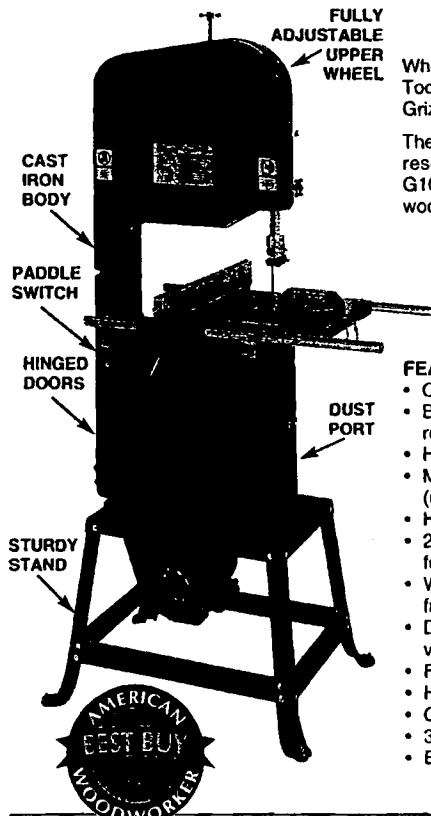
# FOR THE MONEY, THE BEST 16" BANDSAW ON THE MARKET!

**BANDSAWS**

*Rated "Best Buy" in a major woodworking magazine!*

When *American Woodworker* magazine compared bandsaws for their 1995 and 1996 Tool Buyer's Guide, they agreed. When it comes to price and a multitude of features, Grizzly's 16" Bandsaw stands above the crowd as a "Best Buy".

The result of thousands of hours of intense research and development, the Model G1073 offers tremendous value for your woodworking dollar.




## FEATURES:

- One-piece cast iron body
- Balanced cast iron wheels with rubber tires
- Hinged wheel covers
- Micro-adjustable blade guides (upper & lower)
- Heavy-duty stand to prevent vibration
- 2 H.P., 110V/220V motor prewired for 220V
- Wheel brush removes sawdust from wheel
- Dust collection port fits most home shop vacuums
- Fully adjustable upper wheel
- Heavy-duty rip fence
- Cast iron table
- 3 blade speeds
- Easy blade changes

GRIZC-04278

**MODEL G1073 16" BANDSAW**

**ONLY \$625<sup>00</sup>**



**CABINET  
STAND  
VERSION**

**MODEL G1073Z**

**ONLY \$695<sup>00</sup>**



*Check out all the other features and specifications and you will be convinced that you must own this saw!*

- Maximum cutting width: 16½"
- Maximum cutting height: 7¾"
- Table tilts: L 10° / R 45°
- Table size: 17" x 17"
- Blade length: 113"
- Blade width: ¼" to 1"
- 3 blade speeds: 2275, 2720, 3265 F.P.M.
- Upper and lower ball bearing blade support
- Overall height: 72"
- All ball bearing construction
- Comes with one ½" blade
- Working weight: 408 lbs.
- Motor type: TEFC capacitor start
- Shipping weight approx: 456 lbs.

## — OPTIONAL ACCESSORIES —



### **SUPER HEAVY-DUTY SHOP FOX® MOBILE BASE**


is the strongest mobile base on the market. Made for machines that weigh between 500 lbs. to 1200 lbs., this patented base is extremely stable with outrigger type supports. Adjusts from 18" x 24½" to 28½" x 33½".

**MODEL G7315 ONLY \$89<sup>95</sup>**

### **EXTRA BLADES:**

**MODEL G3098 ¾" Resaw Carbide \$59.95**  
**MODEL G3099 1" Resaw Carbide \$56.95**  
**MODEL G2989 Fiber Guide Blks. (4) \$18.95**  
**MODEL G2873 Blade Splicer \$26.95**

*SEE PAGES 63-67 FOR  
MORE BANDSAW BLADE SIZES*



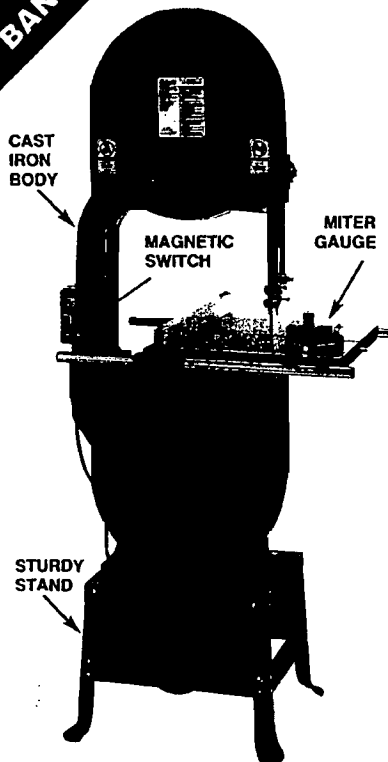
### **BALL BEARING BLADE GUIDES**

Upgrade your standard guide blocks with this set of upper and lower ball bearing guides. Bearings are mounted on cam shafts for easy adjustment.

**MODEL G4818 ONLY \$39<sup>95</sup>**


**CALL 24 HOURS A DAY FROM ANYWHERE IN THE U.S.A. 1-800-523-4777**

# 18" HEAVY-DUTY BANDSAW



## FEATURES:

- Maximum cutting width: 17 1/2"
- Maximum cutting height: 10"
- Three blade speeds: 2100, 2600, 3150 F.P.M.
- Motor size: 2 H.P., single phase 220V
- 18" fully-balanced wheels
- All ball bearing construction
- Rubber tires on the wheels protect blade and assist in quiet, smooth tracking
- 220V magnetic switch
- Heavy-duty body is made of cast iron
- A variety of blades can be used on this machine starting from 1/8" to 1 1/4" x 124" long
- Table is made of cast iron, surface milled and then ground to a mirror-like finish for the best possible surface
- Heavy-duty rip fence is easily adjustable
- Can be used for re-sawing
- Comes with one 1" blade
- Shipping weight approx: 350 lbs.



**THREE SPEED PULLEY SYSTEM  
(SHOWN WITH SAFETY COVER REMOVED)**

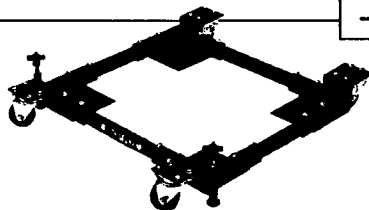


**MODEL G1012 18" BANDSAW  
ONLY \$695<sup>00</sup>**



GRIZC-04279

## — OPTIONAL ACCESSORIES —



### HEAVY-DUTY SHOP FOX® MOBILE BASE

This patented base is the most stable on the market with outrigger type supports. Adjusts from 19" x 20 1/2" to 29 1/2" x 29 1/2". 600 lb. capacity.

**MODEL G7314 ONLY \$69<sup>95</sup>**

### EXTRA CARBIDE BLADES


**MODEL G1997 1/2" Resaw Carbide \$56.95**

**FOUR OR MORE \$49.95**

**MODEL G1998 1" Resaw Carbide \$69.95**

**FOUR OR MORE \$64.95**

**SEE PAGES 63-67 FOR  
MORE BANDSAW BLADES**



### BANDSAW BLADE SPLICER

Premature blade breakage is the single largest expense for bandsaw users. This simple kit allows you to quickly weld up those broken blades. All you need is a propane torch and a grinder. Splice blades from 1/8" - 1 1/4".

### BLADE SPLICER


**MODEL G2873 ONLY \$26<sup>95</sup>**

### EXTRA FLUX / SOLDER (150 BLADES)

**MODEL G2874 ONLY \$16<sup>95</sup>**

### GRINDING CLAMP

**MODEL G2875 ONLY \$6<sup>95</sup>**



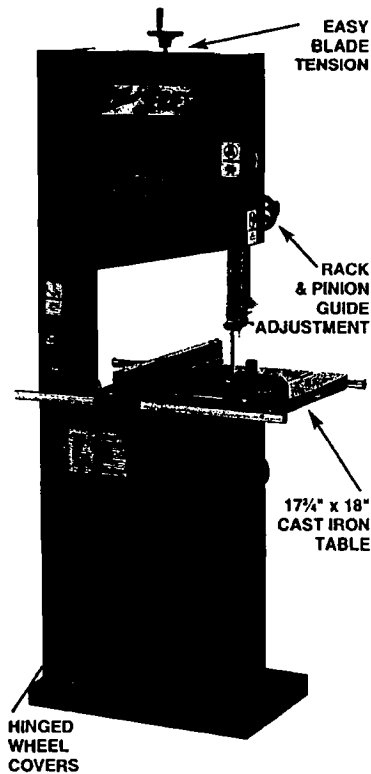
### BALL BEARING BLADE GUIDES

Upgrade your standard guide blocks with this set of upper and lower ball bearing guides. Bearings are mounted on cam shafts for easy adjustment.

**MODEL G4819 ONLY \$39<sup>95</sup>**

**BANDSAWS**

## 18" PROFESSIONAL BANDSAW





When it's time to get serious about your woodworking, it's time for Z-Series. With features like handwheel blade tensioning, hinged wheel covers for quick and easy blade changes, rack and pinion blade guide adjustment and an easy-to-reach, push button on/off switch, it's easy to see why the G4186Z 18" bandsaw will quickly outclass its competitors in this size range. With its smooth, quiet operation from its beefy 2 H.P. motor, this is an incredible value. Includes 1" blade.

**THIS BANDSAW IS A WORKHORSE IN ANY SHOP!**


### FEATURES:

- Design type: 2 wheel floor model
- Table: 17 1/4" x 18" x 1 1/2" thick
- Height of machine: 69"
- Height from floor to table: 34 1/4"
- Width of unit: 32"
- Depth of unit: 26 1/4"
- Cutting capacity left of blade: 17 1/4"
- Cutting capacity height: 9 1/2"
- Table: Precision ground cast iron
- Wheels: Fully balanced cast iron with rubber tire
- Rip fence: Double lock, adjustable, extruded aluminum guide
- Wheel covers: Pre-formed steel
- Guides: Steel blocks
- Motor type: TEFC capacitor start induction
- Horsepower: 2 H.P.
- Phase/Cycle: Single phase/60Hz
- Voltage: 110/220
- Amps: 24/12
- RPM: 1720
- Bearings: Shielded and permanently lubricated ball
- Range of blade sizes: 1/4" - 1 1/4"
- Standard blade length: 130"
- Blade speeds: 2000 and 3100 FPM
- Weight in place: 305 lbs.
- Shipping weight approx: 345 lbs.

**TAKES 130" BLADES  
FROM 1/4" TO 1 1/4"**



ADJUSTABLE BLADE GUIDES



RACK & PINION HEIGHT ADJUSTMENT

**INCLUDES 1" BLADE**

**SEE PAGE 65  
FOR OPTIONAL  
BANDSAW BLADES**


GRIZC-04280

### BALL BEARING BLADE GUIDES

Upgrade your standard guide blocks with this set of upper and lower ball bearing guides. Bearings are mounted on cam shafts for easy adjustment.

MODEL G4819

ONLY \$39<sup>95</sup>



**MODEL G4186Z  
18" PROFESSIONAL BANDSAW  
ONLY \$895<sup>00</sup>**



**CALL 24 HOURS A DAY FROM ANYWHERE IN THE U.S.A. 1-800-523-4777**

59


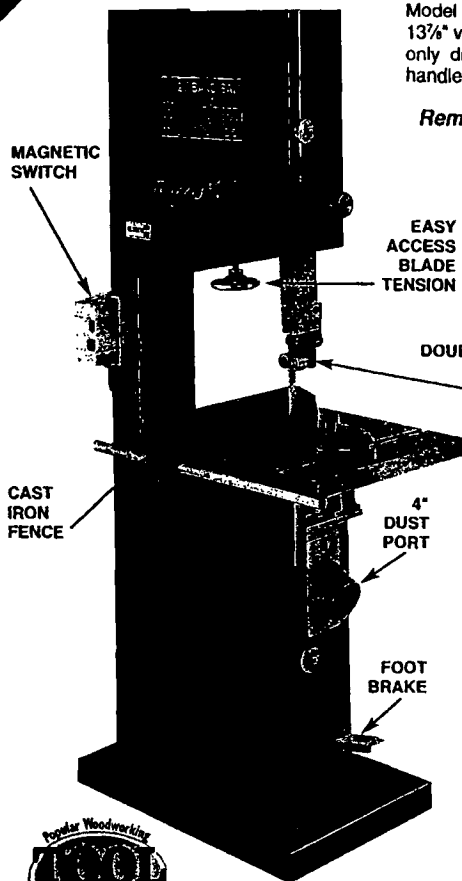


## 20" PROFESSIONAL BANDSAW

*If you've grown out of your 14", 16" or even 18" bandsaw and want a saw that has the capacity and the power you need, this saw is for you!*

When we went looking for our 20" bandsaw, we decided to go **BIG!** And, here it is ... the Model G1258 20" Bandsaw. This monster offers a full 20" of clearance at the throat and a 13 3/4" vertical capacity, making it perfect for those big, tough jobs that most bandsaws could only dream about. The Model G1258 offers a high-capacity 3 H.P., 220V motor and handles very large stock. Takes 15 1/2" blades from 3/8" to 1 1/4" wide.

**Remember - We have warranty, service and parts on all of our machines**




Makes Light Work of Re-Sawing




Lower Blade Guide Roller Discs

GRIZC-04281



Upper Wheel



Lower Wheel



### FEATURES:

- 20" x 24" cast iron table
- Foot pedal brake
- Safe magnetic switch
- Built-in 4" dust port
- Adjustable blade guides
- Blade speed: 3,500 F.P.M.
- Balanced wheels

### SPECIFICATIONS:

- 35 1/4" table height
- Table tilts to 45° R, 10° L
- 75" overall height
- 3 H.P., 220V TEFC motor
- 15 Amps
- Rack & pinion upper guide adjustment
- Cutting height: 13 3/4"

- Throat capacity is 20"
- Sealed and lubricated bearings
- Includes fence and miter gauge
- Cast-iron fence
- Blade length: 15 1/2"
- Working weight: 514 lbs.
- Shipping weight approx: 640 lbs.



**SEE PAGE 65 FOR OPTIONAL BANDSAW BLADES**

**MODEL G1258**  
**20" PROFESSIONAL BANDSAW**  
**ONLY \$1,395<sup>00</sup>**



**MODEL G5936**  
**2 H.P. 1725 R.P.M.**  
**USA MOTOR FOR G1258**  
**ONLY \$249<sup>95</sup>**



## 24" RE-SAW BANDSAW

**BANDSAWS**


This 750 pound beast can chew through any species of wood that will fit into its 16" vertical capacity, 22 $\frac{1}{8}$ " throat. Dual-belt driven wheels ensure consistent 5200 F.P.M. performance and blades ranging from  $\frac{1}{2}$ " to 2" can be mounted. A strategically placed 4" dust port quickly removes most of the dust generated by the machine. The wheels, fence and 45° tilting table are solid cast iron, a foot brake is provided for quick stops and a blade tensioning scale is mounted for easy front viewing. We have taken considerable effort to ensure that everything about this saw is heavy-duty. If you use it in a production shop, you will not be disappointed.

### FEATURES:


- 23 $\frac{3}{4}$ " x 31 $\frac{1}{2}$ " precision ground cast iron table
- Foot pedal brake with auto disconnect
- Built-in 4" dust port
- Blade guides provide rigid, positive side support
- Table tilts 45° for bevel cuts
- Blade speed: 5200 F.P.M.
- Balanced cast iron wheels
- Convenient blade tension adjustment using handwheel, scale for correct adjustment of the tension for different blade widths
- Includes cast iron fence and miter gauge
- Magnetic switch with thermal overload protection

### SPECIFICATIONS:

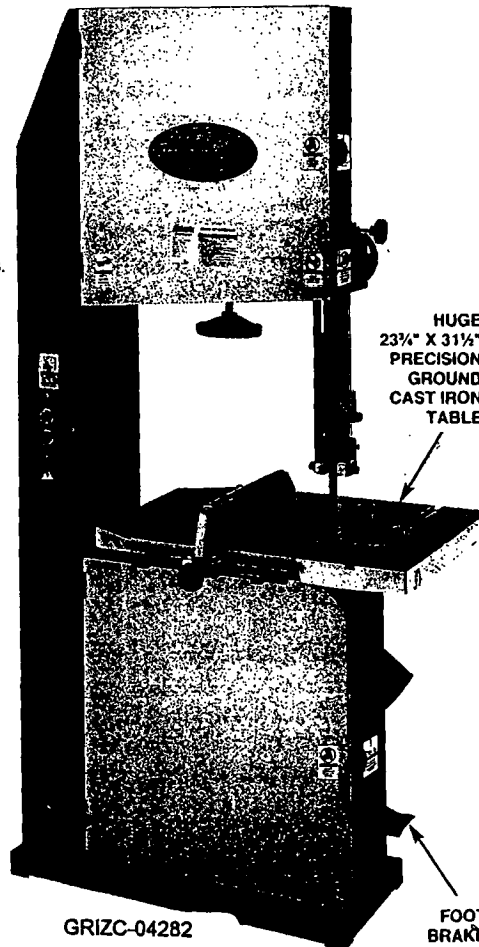
- 34 $\frac{1}{4}$ " table height
- Table tilts to 45°
- 80 $\frac{3}{4}$ " overall height
- Cutting height: 13 $\frac{3}{4}$ "
- Throat capacity is 22 $\frac{1}{8}$ "
- Rack & pinion upper guide adjustment
- Uses blades from  $\frac{1}{2}$ " to 2" wide
- Blade length: 175"
- Saw includes one 2" blade
- Sealed and lubricated bearings
- Weight in place: 748 lbs.
- Shipping weight approx: 990 lbs.



Balanced Cast Iron Wheels



Sturdy Roller Disc Blade Guides



HUGE  
23 $\frac{3}{4}$ " x 31 $\frac{1}{2}$ "  
PRECISION  
GROUND  
CAST IRON  
TABLE

FOOT  
BRAKE

GRIZC-04282

AS LOW  
AS \$589  
Excludes tax & freight

\$150  
ANYWHERE IN  
LOWER 48 STATES

**MODEL G3619 24" RE-SAW BANDSAW  
5 H.P. SINGLE PHASE**

**INTRODUCTORY PRICE \$2195<sup>00</sup>**

**MODEL G3620 24" RE-SAW BANDSAW  
7 $\frac{1}{2}$  H.P. 3 PHASE**

**INTRODUCTORY PRICE \$2195<sup>00</sup>**

### OPTIONAL BANDSAW BLADES

MODEL	LENGTH	WIDTH	T.P.I.	GAUGE	PRICE	4 OR MORE
Carbon Tool Steel						
H4211	175"	$\frac{1}{2}$ "	3 Hook	.025	\$14.95	\$12.95
H4212	175"	$\frac{1}{2}$ "	4 Hook	.025	\$14.95	\$12.95
H4213	175"	$\frac{1}{2}$ "	6 Hook	.025	\$14.95	\$12.95
H4214	175"	$\frac{1}{2}$ "	10 Raker	.025	\$14.95	\$12.95
H4215	175"	$\frac{1}{2}$ "	14 Raker	.025	\$14.95	\$12.95
H4216	175"	1"	2 Hook	.035	\$20.95	\$18.95
H4217	175"	1"	6 Hook	.035	\$20.95	\$18.95
H4218	175"	1"	10 Raker	.035	\$20.95	\$18.95
H4219	175"	1 $\frac{1}{4}$ "	1.3 Hook	.035	\$29.95	\$26.95
WoodSaver Carbide Resaw						
H4220	175"	1"	3 Hook		\$94.95	\$89.95

CALL 24 HOURS A DAY FROM ANYWHERE IN THE U.S.A. 1-800-523-4777

# BANDSAWS

## 26 1/2" RESAW BANDSAW


You are going to be amazed at the capacity of this "King" of resaw bandsaws - a 26 1/2" throat dimension and a 18" overall height cutting capacity! This is the best machine on the market for resawing with its 3" wide blade capacity, a hefty 7.5 HP motor to slice through the toughest woods and an easily adjustable blade tensioning system. A handy tensioning scale allows easy setting of the tension for different blade sizes. The dynamically balanced wheels give a smooth-running, vibration free operation. An all-around great value!

### FEATURES:

- 27 1/2" x 39 1/4" precision ground cast iron table
- Foot pedal brake with auto disconnect
- Built-in 4" dust port
- Bakelite® blade guides provide rigid, positive side support
- Table tilts downward 45° for bevel cuts
- Blade speed: 4900 F.P.M.
- Balanced cast iron wheels
- Convenient blade tension adjustment using handwheel, scale for correct adjustment of the tension for different blade widths
- Includes cast iron fence




BLADE TENSIONING SCALE



Triple Blade Guides  
each one 1" in diameter!



CAST IRON FENCE



### SPECIFICATIONS:


- 36 1/2" table height
- Table tilts to 45°
- 91 1/2" overall height
- Cutting height: 18"
- Throat capacity is 26 1/2"
- Wheel diameter 27 1/2"
- 7 1/2 H.P., 220V, motor
- Rack & pinion upper guide adjustment
- Uses blades from 1" to 3" wide
- Sealed and lubricated bearings
- Blade length: 206 3/4"
- Saw includes one 2" blade
- Weight in place: 1100 lbs.
- Shipping weight approx: 1430 lbs.

SEE THROUGH  
BLADE GUIDE

**3" BLADE  
CAPACITY**

PRECISION GROUND TABLE

**OUR BIGGEST  
BANDSAW EVER!**



4"  
DUST  
PORT

FOOT  
BRAKE

Dynamically  
Balanced Wheels

SEE PAGES 47-48 FOR BANDSAW POWER FEEDERS

AVAILABLE IN SINGLE  
OR 3 PHASE MODEL!

**MODEL G9963 26 1/2" RESAW BANDSAW**  
7 1/2 H.P. 1 PHASE  
**ONLY \$3,250<sup>00</sup>**



**MODEL G9966 26 1/2" RESAW BANDSAW**  
7 1/2 H.P. 3 PHASE  
**ONLY \$3,250<sup>00</sup>**



### OPTIONAL BANDSAW BLADES

MODEL	LENGTH	WIDTH	T.P.I.	GAUGE	PRICE	4 OR MORE
Carbon Tool Steel						
H2350	206 3/4"	1"	2 Hook	.035	\$22.95	\$19.95
H2351	206 3/4"	1"	6 Hook	.035	\$22.95	\$19.95
H2352	206 3/4"	1"	10 Raker	.035	\$22.95	\$19.95
H2353	206 3/4"	1 1/2"	1.3 Hook	.035	\$32.95	\$29.95
Carbide Impregnated — See Page 66 for More Information						
H2354	206 3/4"	1"	3 Hook	.025	\$109.95	\$104.95
H2440	206 3/4"	2"	1.3 Hook	.029	\$129.95	\$119.95
H2441	206 3/4"	3"	1.3 Hook	.031	\$139.95	\$129.95
Bi-metal						
H2355	206 3/4"	1"	3 Hook	.035	\$69.95	\$66.95
H2356	206 3/4"	1 1/2"	2 Hook	.042	\$84.95	\$79.95
H2357	206 3/4"	2"	1.3 Hook	.029	\$89.95	\$84.95
H2358	206 3/4"	3"	1.3 Hook	.031	\$99.95	\$94.95



## BANDSAW BLADES FOR WOOD

We have many combinations of blade widths and pitch from the smooth cutting raker tooth to the efficient skip tooth and aggressive hook tooth styles. Top quality saw steel manufactured to precise tolerances and guaranteed welds, result in very smooth cutting blades. Blades are sized to fit Grizzly bandsaws as well as many other brands. Just match up the length in the charts with the recommended length for your bandsaw. If you need more information to help match blade cutting characteristics with your particular applications, just call our friendly service technicians.

**MILLED FOR EXACT TOOTH SET**  
**HIGH QUALITY TOOL STEEL LASTS**  
**LONGER & CUTS BETTER**

### 56 1/8" BANDSAW BLADES


MODEL	LENGTH	WIDTH	T.P.I.	GAUGE	PRICE	4 OR MORE
G6684	56 1/8"	3/16"	8 Hook	.014	\$10.95	\$9.95
G6685	56 1/8"	3/16"	14 Raker	.014	\$10.95	\$9.95
G6686	56 1/8"	1/4"	6 Hook	.014	\$10.95	\$9.95
G6687	56 1/8"	1/4"	14 Raker	.014	\$10.95	\$9.95
G6688	56 1/8"	1/4"	24 Raker	.014	\$10.95	\$9.95
G6689	56 1/8"	3/8"	6 Hook	.014	\$10.95	\$9.95
G6690	56 1/8"	3/8"	14 Raker	.014	\$10.95	\$9.95
G6691	56 1/8"	3/8"	24 Raker	.014	\$10.95	\$9.95

### 64" BANDSAW BLADES

MODEL	LENGTH	WIDTH	T.P.I.	GAUGE	PRICE	4 OR MORE
G5144	64"	3/16"	8 Hook	.014	\$8.95	\$7.95
G5145	64"	3/16"	14 Raker	.014	\$8.95	\$7.95
G5146	64"	1/4"	6 Hook	.014	\$8.95	\$7.95
G5147	64"	1/4"	14 Raker	.014	\$8.95	\$7.95
G5148	64"	1/4"	24 Raker	.014	\$8.95	\$7.95
G5149	64"	3/8"	6 Hook	.014	\$8.95	\$7.95
G5150	64"	3/8"	14 Raker	.014	\$8.95	\$7.95

### 80" BANDSAW BLADES

MODEL	LENGTH	WIDTH	T.P.I.	GAUGE	PRICE	4 OR MORE
G4130	80"	3/16"	24 Raker	.025	\$12.95	\$11.95
G4131	80"	1/8"	14 Raker	.025	\$11.95	\$10.95
G4132	80"	1/8"	18 Raker	.025	\$11.95	\$10.95
G4133	80"	3/16"	4 Skip	.025	\$10.95	\$9.95
G4134	80"	3/16"	10 Raker	.025	\$10.95	\$9.95
G4135	80"	3/16"	14 Raker	.025	\$10.95	\$9.95
G4136	80"	1/4"	4 Hook	.025	\$9.95	\$8.95
G4137	80"	1/4"	6 Hook	.025	\$9.95	\$8.95
G4138	80"	1/4"	10 Raker	.025	\$9.95	\$8.95
G4139	80"	1/4"	14 Raker	.025	\$9.95	\$8.95
G4140	80"	1/4"	18 Raker	.025	\$9.95	\$8.95
G4141	80"	3/8"	4 Hook	.025	\$9.95	\$8.95
G4142	80"	3/8"	6 Hook	.025	\$9.95	\$8.95
G4143	80"	3/8"	10 Raker	.025	\$9.95	\$8.95
G4144	80"	3/8"	14 Raker	.025	\$9.95	\$8.95
G4145	80"	1/2"	3 Hook	.025	\$10.95	\$9.95
G4146	80"	1/2"	4 Hook	.025	\$10.95	\$9.95
G4147	80"	1/2"	6 Hook	.025	\$10.95	\$9.95
G4148	80"	1/2"	10 Raker	.025	\$10.95	\$9.95
G4149	80"	1/2"	14 Raker	.025	\$10.95	\$9.95



### 93 1/2" BANDSAW BLADES

MODEL	LENGTH	WIDTH	T.P.I.	GAUGE	PRICE	4 OR MORE
G5151	93 1/2"	3/16"	24 Raker	.025	\$12.95	\$11.95
G5152	93 1/2"	1/8"	14 Raker	.025	\$11.95	\$10.95
G5153	93 1/2"	1/8"	18 Raker	.025	\$11.95	\$10.95
G5154	93 1/2"	3/16"	4 Skip	.025	\$10.95	\$9.95
G5155	93 1/2"	3/16"	10 Raker	.025	\$10.95	\$9.95
G5156	93 1/2"	3/16"	14 Raker	.025	\$10.95	\$9.95
G5157	93 1/2"	1/4"	4 Hook	.025	\$9.95	\$8.95
G5158	93 1/2"	1/4"	6 Hook	.025	\$9.95	\$8.95
G5159	93 1/2"	1/4"	10 Raker	.025	\$9.95	\$8.95
G5160	93 1/2"	1/4"	14 Raker	.025	\$9.95	\$8.95
G5161	93 1/2"	1/4"	18 Raker	.025	\$9.95	\$8.95
G5162	93 1/2"	3/8"	4 Hook	.025	\$9.95	\$8.95
G5163	93 1/2"	3/8"	6 Hook	.025	\$9.95	\$8.95
G5164	93 1/2"	3/8"	10 Raker	.025	\$9.95	\$8.95
G5165	93 1/2"	3/8"	14 Raker	.025	\$9.95	\$8.95
G5166	93 1/2"	1/2"	3 Hook	.025	\$10.95	\$9.95
G5167	93 1/2"	1/2"	4 Hook	.025	\$10.95	\$9.95
G5168	93 1/2"	1/2"	6 Hook	.025	\$10.95	\$9.95
G5169	93 1/2"	1/2"	10 Raker	.025	\$10.95	\$9.95
G5170	93 1/2"	1/2"	14 Raker	.025	\$10.95	\$9.95
G5171	93 1/2"	3/4"	3 Hook	.025	\$11.95	\$10.95
G5172	93 1/2"	3/4"	6 Hook	.025	\$11.95	\$10.95
G5173	93 1/2"	3/4"	10 Raker	.025	\$11.95	\$10.95

### 105" BANDSAW BLADES

MODEL	LENGTH	WIDTH	T.P.I.	GAUGE	PRICE	4 OR MORE
G5174	105"	1/8"	14 Raker	.025	\$12.95	\$11.95
G5175	105"	1/8"	18 Raker	.025	\$12.95	\$11.95
G5176	105"	3/16"	4 Skip	.025	\$11.95	\$10.95
G5177	105"	3/16"	10 Raker	.025	\$11.95	\$10.95
G5178	105"	3/16"	14 Raker	.025	\$11.95	\$10.95
G5179	105"	1/4"	4 Hook	.025	\$10.95	\$9.95
G5180	105"	1/4"	6 Hook	.025	\$10.95	\$9.95
G5181	105"	1/4"	10 Raker	.025	\$10.95	\$9.95
G5182	105"	1/4"	14 Raker	.025	\$10.95	\$9.95
G5183	105"	1/4"	18 Raker	.025	\$10.95	\$9.95
G5184	105"	3/8"	4 Hook	.025	\$10.95	\$9.95
G5185	105"	3/8"	6 Hook	.025	\$10.95	\$9.95
G5186	105"	3/8"	10 Raker	.025	\$10.95	\$9.95
G5187	105"	3/8"	14 Raker	.025	\$10.95	\$9.95
G5188	105"	1/2"	3 Hook	.025	\$11.95	\$10.95
G5189	105"	1/2"	4 Hook	.025	\$11.95	\$10.95
G5190	105"	1/2"	6 Hook	.025	\$11.95	\$10.95
G5191	105"	1/2"	10 Raker	.025	\$11.95	\$10.95
G5192	105"	1/2"	14 Raker	.025	\$11.95	\$10.95
G5193	105"	3/4"	3 Hook	.032	\$12.95	\$11.95
G5194	105"	3/4"	6 Hook	.032	\$12.95	\$11.95
G5195	105"	3/4"	10 Raker	.032	\$12.95	\$11.95

**CALL 24 HOURS A DAY FROM ANYWHERE IN THE U.S.A. 1-800-523-4777**

# BANDSAW BLADES FOR WOOD

GRIZC-04285



## 98" BANDSAW BLADES

MODEL	LENGTH	WIDTH	T.P.I.	GAUGE	PRICE	4 OR MORE
G4107	98"	1/4"	24 Raker	.025	\$12.95	\$11.95
G4108	98"	1/4"	14 Raker	.025	\$11.95	\$10.95
G4109	98"	1/4"	18 Raker	.025	\$11.95	\$10.95
G4110	98"	3/16"	4 Skip	.025	\$10.95	\$9.95
G4111	98"	3/16"	10 Raker	.025	\$10.95	\$9.95
G4112	98"	3/16"	14 Raker	.025	\$10.95	\$9.95
G4113	98"	1/4"	4 Hook	.025	\$9.95	\$8.95
G4114	98"	1/4"	6 Hook	.025	\$9.95	\$8.95
G4115	98"	1/4"	10 Raker	.025	\$9.95	\$8.95
G4116	98"	1/4"	14 Raker	.025	\$9.95	\$8.95
G4117	98"	1/4"	18 Raker	.025	\$9.95	\$8.95
G4118	98"	3/8"	4 Hook	.025	\$9.95	\$8.95
G4119	98"	3/8"	6 Hook	.025	\$9.95	\$8.95
G4120	98"	3/8"	10 Raker	.025	\$9.95	\$8.95
G4121	98"	3/8"	14 Raker	.025	\$9.95	\$8.95
G4122	98"	1/2"	3 Hook	.025	\$10.95	\$9.95
G4123	98"	1/2"	4 Hook	.025	\$10.95	\$9.95
G4124	98"	1/2"	6 Hook	.025	\$10.95	\$9.95
G4125	98"	1/2"	10 Raker	.025	\$10.95	\$9.95
G4126	98"	1/2"	14 Raker	.025	\$10.95	\$9.95
G4127	98"	3/4"	3 Hook	.032	\$11.95	\$10.95
G4128	98"	3/4"	6 Hook	.032	\$11.95	\$10.95
G4129	98"	3/4"	10 Raker	.032	\$11.95	\$10.95

## 103" BANDSAW BLADES

MODEL	LENGTH	WIDTH	T.P.I.	GAUGE	PRICE	4 OR MORE
G5196	103"	1/4"	14 Raker	.025	\$12.95	\$11.95
G5197	103"	1/4"	18 Raker	.025	\$12.95	\$11.95
G5198	103"	3/16"	4 Skip	.025	\$11.95	\$10.95
G5199	103"	3/16"	10 Raker	.025	\$11.95	\$10.95
G5200	103"	3/16"	14 Raker	.025	\$10.95	\$9.95
G5201	103"	1/4"	4 Hook	.025	\$10.95	\$9.95
G5202	103"	1/4"	6 Hook	.025	\$10.95	\$9.95
G5203	103"	1/4"	10 Raker	.025	\$10.95	\$9.95
G5204	103"	1/4"	14 Raker	.025	\$10.95	\$9.95
G5205	103"	1/4"	18 Raker	.025	\$10.95	\$9.95
G5206	103"	3/8"	4 Hook	.025	\$10.95	\$9.95
G5207	103"	3/8"	6 Hook	.025	\$10.95	\$9.95
G5208	103"	3/8"	10 Raker	.025	\$10.95	\$9.95
G5209	103"	3/8"	14 Raker	.025	\$10.95	\$9.95
G5210	103"	1/2"	3 Hook	.025	\$11.95	\$10.95
G5211	103"	1/2"	4 Hook	.025	\$11.95	\$10.95
G5212	103"	1/2"	6 Hook	.025	\$11.95	\$10.95
G5213	103"	1/2"	10 Raker	.025	\$11.95	\$10.95
G5214	103"	1/2"	14 Raker	.025	\$11.95	\$10.95
G5215	103"	3/4"	3 Hook	.025	\$12.95	\$11.95
G5216	103"	3/4"	6 Hook	.025	\$12.95	\$11.95
G5217	103"	3/4"	10 Raker	.025	\$12.95	\$11.95

## 106" BANDSAW BLADES

MODEL	LENGTH	WIDTH	T.P.I.	GAUGE	PRICE	4 OR MORE
G6638	106"	1/4"	14	.035	\$12.95	\$11.95
G6639	106"	1/4"	18	.035	\$12.95	\$11.95
G6640	106"	3/16"	4	.035	\$11.95	\$10.95
G6641	106"	3/16"	10	.035	\$11.95	\$10.95
G6642	106"	3/16"	14	.035	\$11.95	\$10.95
G6643	106"	1/4"	4	.035	\$10.95	\$9.95
G6644	106"	1/4"	6	.035	\$10.95	\$9.95
G6645	106"	1/4"	10	.035	\$10.95	\$9.95
G6646	106"	1/4"	14	.035	\$10.95	\$9.95
G6647	106"	1/4"	18	.035	\$10.95	\$9.95
G6648	106"	3/8"	4	.035	\$10.95	\$9.95
G6649	106"	3/8"	6	.035	\$10.95	\$9.95
G6650	106"	3/8"	10	.035	\$10.95	\$9.95
G6651	106"	3/8"	14	.035	\$10.95	\$9.95
G6652	106"	1/2"	3	.035	\$11.95	\$10.95
G6653	106"	1/2"	4	.035	\$11.95	\$10.95
G6654	106"	1/2"	6	.035	\$11.95	\$10.95
G6655	106"	1/2"	10	.035	\$11.95	\$10.95
G6656	106"	1/2"	14	.035	\$11.95	\$10.95
G6657	106"	3/4"	3	.035	\$13.95	\$12.95
G6658	106"	3/4"	6	.035	\$13.95	\$12.95
G6659	106"	3/4"	10	.035	\$13.95	\$12.95

## 111" BANDSAW BLADES

MODEL	LENGTH	WIDTH	T.P.I.	GAUGE	PRICE	4 OR MORE
G5218	111"	1/4"	14 Raker	.025	\$13.95	\$12.95
G5219	111"	1/4"	18 Raker	.025	\$13.95	\$12.95
G5220	111"	3/16"	4 Skip	.025	\$11.95	\$10.95
G5221	111"	3/16"	10 Raker	.025	\$11.95	\$10.95
G5222	111"	3/16"	14 Raker	.025	\$11.95	\$10.95
G5223	111"	1/4"	4 Hook	.025	\$11.95	\$10.95
G5224	111"	1/4"	6 Hook	.025	\$11.95	\$10.95
G5225	111"	1/4"	10 Raker	.025	\$11.95	\$10.95
G5226	111"	1/4"	14 Raker	.025	\$11.95	\$10.95
G5227	111"	1/4"	18 Raker	.025	\$11.95	\$10.95
G5228	111"	3/8"	4 Hook	.025	\$11.95	\$10.95
G5229	111"	3/8"	6 Hook	.025	\$11.95	\$10.95
G5230	111"	3/8"	10 Raker	.025	\$11.95	\$10.95
G5231	111"	3/8"	14 Raker	.025	\$11.95	\$10.95
G5232	111"	1/2"	3 Hook	.025	\$12.95	\$11.95
G5233	111"	1/2"	4 Hook	.025	\$12.95	\$11.95
G5234	111"	1/2"	6 Hook	.025	\$12.95	\$11.95
G5235	111"	1/2"	10 Raker	.025	\$12.95	\$11.95
G5236	111"	1/2"	14 Raker	.025	\$12.95	\$11.95
G5237	111"	3/4"	3 Hook	.032	\$13.95	\$12.95
G5238	111"	3/4"	6 Hook	.032	\$13.95	\$12.95
G5239	111"	3/4"	10 Raker	.032	\$13.95	\$12.95
G5240	111"	1"	2 Hook	.035	\$14.95	\$13.95
G5241	111"	1"	6 Hook	.035	\$14.95	\$13.95

## 113" BANDSAW BLADES

MODEL	LENGTH	WIDTH	T.P.I.	GAUGE	PRICE	4 OR MORE
G5242	113"	1/4"	14 Raker	.025	\$13.95	\$12.95
G5243	113"	1/4"	18 Raker	.025	\$13.95	\$12.95
G5244	113"	3/16"	4 Skip	.025	\$11.95	\$10.95
G5245	113"	3/16"	10 Raker	.025	\$11.95	\$10.95
G5246	113"	3/16"	14 Raker	.025	\$11.95	\$10.95
G5247	113"	1/4"	4 Hook	.025	\$11.95	\$10.95
G5248	113"	1/4"	6 Hook	.025	\$11.95	\$10.95
G5249	113"	1/4"	10 Raker	.025	\$11.95	\$10.95
G5250	113"	1/4"	14 Raker	.025	\$11.95	\$10.95
G5251	113"	1/4"	18 Raker	.025	\$11.95	\$10.95
G5252	113"	3/8"	4 Hook	.025	\$11.95	\$10.95
G5253	113"	3/8"	6 Hook	.025	\$11.95	\$10.95
G5254	113"	3/8"	10 Raker	.025	\$11.95	\$10.95
G5255	113"	3/8"	14 Raker	.025	\$11.95	\$10.95
G5256	113"	1/2"	3 Hook	.025	\$12.95	\$11.95
G5257	113"	1/2"	4 Hook	.025	\$12.95	\$11.95
G5258	113"	1/2"	6 Hook	.025	\$12.95	\$11.95
G5259	113"	1/2"	10 Raker	.025	\$12.95	\$11.95
G5260	113"	1/2"	14 Raker	.025	\$12.95	\$11.95
G5261	113"	3/4"	3 Hook	.032	\$13.95	\$12.95
G5262	113"	3/4"	6 Hook	.032	\$13.95	\$12.95
G5263	113"	3/4"	10 Raker	.032	\$13.95	\$12.95
G5264	113"	1"	2 Hook	.035	\$14.95	\$13.95
G5265	113"	1"	6 Hook	.035	\$14.95	\$13.95



## BANDSAW BLADES FOR WOOD



### 124" BANDSAW BLADES

MODEL	LENGTH	WIDTH	T.P.I.	GAUGE	PRICE	4 OR MORE
G5266	124"	1/8"	14 Raker	.025	\$15.95	\$14.95
G5267	124"	1/8"	18 Raker	.025	\$15.95	\$14.95
G5268	124"	3/16"	4 Skip	.025	\$13.95	\$12.95
G5269	124"	3/16"	10 Raker	.025	\$13.95	\$12.95
G5270	124"	3/16"	14 Raker	.025	\$13.95	\$12.95
G5271	124"	1/4"	4 Hook	.025	\$12.95	\$11.95
G5272	124"	1/4"	6 Hook	.025	\$12.95	\$11.95
G5273	124"	1/4"	10 Raker	.025	\$12.95	\$11.95
G5274	124"	1/4"	14 Raker	.025	\$12.95	\$11.95
G5275	124"	1/4"	18 Raker	.025	\$12.95	\$11.95
G5276	124"	3/8"	4 Hook	.025	\$12.95	\$11.95
G5277	124"	3/8"	6 Hook	.025	\$12.95	\$11.95
G5278	124"	3/8"	10 Raker	.025	\$12.95	\$11.95
G5279	124"	3/8"	14 Raker	.025	\$12.95	\$11.95
G5280	124"	1/2"	3 Hook	.025	\$13.95	\$12.95
G5281	124"	1/2"	4 Hook	.025	\$13.95	\$12.95
G5282	124"	1/2"	6 Hook	.025	\$13.95	\$12.95
G5283	124"	1/2"	10 Raker	.025	\$13.95	\$12.95
G5284	124"	1/2"	14 Raker	.025	\$13.95	\$12.95
G5285	124"	3/4"	3 Hook	.032	\$14.95	\$13.95
G5286	124"	3/4"	6 Hook	.032	\$14.95	\$13.95
G5287	124"	3/4"	10 Raker	.032	\$14.95	\$13.95
G5288	124"	1"	2 Hook	.035	\$16.95	\$15.95
G5289	124"	1"	6 Hook	.035	\$16.95	\$15.95
G5290	124"	1 1/4"	1.3 Hook	.035	\$22.95	\$19.95

### 130" BANDSAW BLADES

MODEL	LENGTH	WIDTH	T.P.I.	GAUGE	PRICE	4 OR MORE
G4150	130"	1/8"	24 Raker	.025	\$18.95	\$17.95
G4151	130"	1/8"	14 Raker	.025	\$15.95	\$14.95
G4152	130"	1/8"	18 Raker	.025	\$15.95	\$14.95
G4153	130"	3/16"	4 Skip	.025	\$13.95	\$12.95
G4154	130"	3/16"	10 Raker	.025	\$13.95	\$12.95
G4155	130"	3/16"	14 Raker	.025	\$13.95	\$12.95
G4156	130"	1/4"	4 Hook	.025	\$12.95	\$11.95
G4157	130"	1/4"	6 Hook	.025	\$12.95	\$11.95
G4158	130"	1/4"	10 Raker	.025	\$12.95	\$11.95
G4159	130"	1/4"	14 Raker	.025	\$12.95	\$11.95
G4160	130"	1/4"	18 Raker	.025	\$12.95	\$11.95
G4161	130"	3/8"	4 Hook	.025	\$12.95	\$11.95
G4162	130"	3/8"	6 Hook	.025	\$12.95	\$11.95
G4163	130"	3/8"	10 Raker	.025	\$12.95	\$11.95
G4164	130"	3/8"	14 Raker	.025	\$12.95	\$11.95
G4165	130"	1/2"	3 Hook	.025	\$13.95	\$12.95
G4166	130"	1/2"	4 Hook	.025	\$13.95	\$12.95
G4167	130"	1/2"	6 Hook	.025	\$13.95	\$12.95
G4168	130"	1/2"	10 Raker	.025	\$13.95	\$12.95
G4169	130"	1/2"	14 Raker	.025	\$13.95	\$12.95
G4170	130"	3/4"	3 Hook	.032	\$14.95	\$13.95
G4171	130"	3/4"	6 Hook	.032	\$14.95	\$13.95
G4172	130"	3/4"	10 Raker	.032	\$14.95	\$13.95
G5775	130"	1"	6 Hook	.032	\$16.95	\$15.95
G5778	130"	1"	2 Hook	.032	\$16.95	\$15.95



### 154 1/2" BANDSAW BLADES

MODEL	LENGTH	WIDTH	T.P.I.	GAUGE	PRICE	4 OR MORE
G5291	154 1/2"	3/16"	4 Skip	.025	\$14.95	\$13.95
G5292	154 1/2"	3/16"	10 Raker	.025	\$14.95	\$13.95
G5293	154 1/2"	3/16"	14 Raker	.025	\$14.95	\$13.95
G5294	154 1/2"	1/4"	4 Hook	.025	\$13.95	\$12.95
G5295	154 1/2"	1/4"	6 Hook	.025	\$13.95	\$12.95
G5296	154 1/2"	1/4"	10 Raker	.025	\$13.95	\$12.95
G5297	154 1/2"	1/4"	14 Raker	.025	\$13.95	\$12.95
G5298	154 1/2"	1/4"	18 Raker	.025	\$13.95	\$12.95
G5299	154 1/2"	3/8"	4 Hook	.025	\$13.95	\$12.95
G5300	154 1/2"	3/8"	6 Hook	.025	\$13.95	\$12.95
G5301	154 1/2"	3/8"	10 Raker	.025	\$13.95	\$12.95
G5302	154 1/2"	3/8"	14 Raker	.025	\$13.95	\$12.95
G5303	154 1/2"	1/2"	3 Hook	.025	\$14.95	\$13.95
G5304	154 1/2"	1/2"	4 Hook	.025	\$14.95	\$13.95
G5305	154 1/2"	1/2"	6 Hook	.025	\$14.95	\$13.95
G5306	154 1/2"	1/2"	10 Raker	.025	\$14.95	\$13.95
G5307	154 1/2"	1/2"	14 Raker	.025	\$14.95	\$13.95
G5308	154 1/2"	3/4"	3 Hook	.032	\$16.95	\$15.95
G5309	154 1/2"	3/4"	6 Hook	.032	\$16.95	\$15.95
G5310	154 1/2"	3/4"	10 Raker	.032	\$16.95	\$15.95
G5311	154 1/2"	1"	2 Hook	.035	\$18.95	\$17.95
G5312	154 1/2"	1"	6 Hook	.035	\$18.95	\$17.95
G5313	154 1/2"	1 1/4"	1.3 Hook	.035	\$24.95	\$22.95

### 176 3/4" HIGH CARBON TOOL STEEL BANDSAW BLADES

MODEL	LENGTH	WIDTH	T.P.I.	GAUGE	PRICE	4 OR MORE
G7245	176 3/4"	1/2"	3 Hook	.025	\$16.95	\$15.95
G7246	176 3/4"	1/2"	6 Hook	.025	\$16.95	\$15.95
G7247	176 3/4"	1/2"	10 Raker	.025	\$16.95	\$15.95
G7248	176 3/4"	1/2"	14 Raker	.025	\$16.95	\$15.95
G7249	176 3/4"	3/4"	3 Hook	.032	\$19.95	\$18.95
G7250	176 3/4"	3/4"	6 Hook	.032	\$19.95	\$18.95
G7251	176 3/4"	3/4"	10 Raker	.032	\$19.95	\$18.95
G7252	176 3/4"	1"	2 Hook	.035	\$22.95	\$21.95
G7253	176 3/4"	1"	6 Hook	.035	\$22.95	\$21.95
G7254	176 3/4"	1"	10 Raker	.035	\$22.95	\$21.95
G7255	176 3/4"	1 1/4"	1.3 Hook	.035	\$29.95	\$28.95

### 206 3/4" BANDSAW BLADES


MODEL	LENGTH	WIDTH	T.P.I.	GAUGE	PRICE	4 OR MORE
Carbon Tool Steel						
H2350	206 3/4"	1"	2 Hook	.035	\$22.95	\$19.95
H2351	206 3/4"	1"	6 Hook	.035	\$22.95	\$19.95
H2352	206 3/4"	1"	10 Raker	.035	\$22.95	\$19.95
H2353	206 3/4"	1 1/4"	1.3 Hook	.035	\$32.95	\$29.95
Carbide Impregnated						
H2354	206 3/4"	1"	3 Hook	.025	\$109.95	\$104.95
BI-metal						
H2355	206 3/4"	1"	3 Hook	.035	\$69.95	\$66.95
H2356	206 3/4"	1 1/4"	2 Hook	.042	\$84.95	\$79.95
H2357	206 3/4"	2"	1.3 Hook	.029	\$89.95	\$84.95
H2358	206 3/4"	3"	1.3 Hook	.031	\$99.95	\$94.95

CALL 24 HOURS A DAY FROM ANYWHERE IN THE U.S.A. 1-800-523-4777

## BANDSAW, SCROLL, RECIPROCATING & JIGSAW BLADES

### BI-METAL RECIP. SAW BLADES


These long-lasting bi-metal blades are offered in a variety of sizes and for a variety of uses. Stock up and be prepared for any cutting situation. Made in Sweden.



MODEL	SIZE	T.P.I.	DESCRIPTION	PRICE
H2599	6"	6	Wood	\$5.95/3 pk.
H2601	6"	18	Metal	\$5.95/3 pk.
H2602	6"	24	Metal	\$5.95/3 pk.
H2603	9"	6	Wood & metal	\$11.95/3 pk.
H2604	12"	6	Wood & metal	\$16.95/3 pk.
G7810	4"	14	Metal	\$10.95/5 pk.
G7816	4"	24	Sheet metal	\$10.95/5 pk.
G7817	6"	14	Metal & wood	\$11.95/5 pk.
G7806	6"	10/14	All purpose	\$11.95/5 pk.
G7820	8"	18	Ferrous metal	\$12.95/5 pk.
G7807	8"	10/14	All purpose	\$14.95/5 pk.
G7821	10"	6	Wood	\$12.95/2 pk.
G7808	10"	10/14	All purpose	\$16.95/5 pk.
G7822	12"	14	Wood	\$13.95/2 pk.
G7809	12"	10/14	All purpose	\$17.95/5 pk.
G7814	3 1/2"	14	Scroll	\$8.95/5 pk.
G7815	3 1/2"	18	Scroll	\$8.95/5 pk.
G7811	6"	6	Wood	\$14.95/5 pk.
G7812	6"	10/14	Wood w/ nails	\$14.95/5 pk.
G7818	6"	10	Wood	\$11.95/5 pk.
G7805	7 pc. set		Rough cut Recip	\$18.95
G7813	7 pc. set		Fine cut Recip	\$16.95

### JIGSAW BLADES

Choose the right Jigsaw Blade for the job at hand and for your particular jigsaw. We carry jigsaw blades with both universal and T-Shank type mounts.



MODEL	SIZE	T.P.I.	DESCRIPTION	PRICE
H2573	4"	7	Univ. wood	\$1.25/3 pk.
H2574	4"	7	T-Shank wood	\$1.25/3 pk.
H2576	4"	10	Univ. wood	\$1.25/3 pk.
H2577	4"	10	Ground Universal	\$1.25/3 pk.
H2580	4"	12	T-Shank wood/plastic	\$1.25/3 pk.
H2581	4"	14	Univ. aluminum	\$1.25/3 pk.
H2582	4"	14	T-Shank aluminum	\$1.25/3 pk.
H2583	3"	24	Univ. metal	\$2.75/3 pk.
H2584	3"	24	T-Shank metal	\$2.75/3 pk.
H2585	3"	8	Univ. flush cutting	\$1.25/3 pk.
H2586	3"	8	T-Shank flush cutting	\$1.25/3 pk.
H2587	4"	7	Univ. deep cutting	\$1.25/3 pk.
H2588	4"	7	T-Shank deep cutting	\$1.25/3 pk.
H2589	3 1/2"	N/A	Univ. foam, cork	\$1.25/3 pk.
H2590	3 1/2"	N/A	T-Shank foam, cork	\$1.25/3 pk.
H2591	3"	14	Univ. wood (scroll)	\$1.25/3 pk.
H2592	3"	14	T-Shank wood (scroll)	\$1.25/3 pk.
G7824	4"	6	Univ. wood, fine finishing	\$8.95/5 pk.
G7825	4"	10	Univ. wood, plexi & PVC	\$8.95/5 pk.
G7826	4"	12	Univ. wood, rough cut	\$4.95/5 pk.
G7827	3 1/2"	12	Univ. wood, rough cut	\$4.95/5 pk.
G7829	3"	20	Univ. metal, thin metals	\$9.95/5 pk.
G7830	3"	12	Univ. metal, metals	\$9.95/5 pk.
G7831	4"	8	Univ. metal, rough cut	\$10.95/5 pk.
G7833	3"	12	T-Shank wood, rough cut	\$5.95/5 pk.
G7834	3"	20	T-Shank wood, rough cut	\$5.95/5 pk.
G7835	3 1/2"	8	T-Shank wood, rough cut	\$4.95/5 pk.
G7836	4"	10	T-Shank wood, plywood	\$8.95/5 pk.
G7837	4"	6	T-Shank wood, curve cuts	\$8.95/5 pk.
G7839	3"	20	T-Shank, thin metal	\$9.95/5 pk.
G7840	3"	12	T-Shank, metals	\$9.95/5 pk.
G7841	4"	8	T-Shank, Metal, rough cut	\$10.95/5 pk.
G7823	10 pc set		Universal, Wood	\$13.95
G7828	5 pc set		Universal, Metal	\$9.95
G7832	10 pc set		T-Shank, Wood	\$12.95
G7838	5 pc set		T-Shank, Metal	\$9.95

### SCROLL SAW BLADES

We've expanded our inventory of scroll saw blades to fit just about any make of scroll saw and cutting application. Order by blade number or match T.P.I., tooth and tip style for your particular need.

MODEL	#	WIDTH	T.P.I.	TOOTH	TIP	PRICE
G7842	02	.028"	23	Skip	Plain	\$2.95/doz.
G7843	05	.039"	16	Skip	Plain	\$2.95/doz.
G7844	07	.045"	14	Skip	Plain	\$3.45/doz.
G7845	09	.053"	14	Skip	Plain	\$3.45/doz.
G7846	03	.032"	23	Dbl.	Plain	\$2.95/doz.
G7847	05	.038"	16	Dbl.	Plain	\$2.95/doz.
G7848	03	.035"	12	Precision	Plain	\$5.95/doz.
G7849	05	.037"	12	Precision	Plain	\$5.95/doz.
G7850	07	.043"	12	Precision	Plain	\$6.95/doz.
G7851	09	.050"	12	Precision	Plain	\$6.95/doz.
G1138	04	.035"	18	Skip	Plain	\$2.95/doz.
G1139	06	.041"	15	Skip	Plain	\$2.95/doz.
G1141	12	.062"	13	Skip	Plain	\$2.95/doz.
G1142	2/0	.022"	30	Skip	Plain	\$2.95/doz.
G4811	03	.035"	20	Rev.	Plain	\$3.95/doz.
G4812	05	.037"	12	Rev.	Plain	\$3.95/doz.
G4813	07	.043"	12	Rev.	Plain	\$3.95/doz.
G6670	.008	.078"	25	Skip	Pinned	\$7.95/doz.
G6671	.019	.125"	10	Skip	Pinned	\$7.95/doz.
G6672	.018	.110"	15	Skip	Pinned	\$6.95/doz.


### 72-PC. ASSORTED PACK SCROLL SAW BLADES

These 72-piece scroll saw blade packs fit scroll saws using plain blades. Each set includes 12 each of the listed styles. You'll never be caught short again!

MODEL	TOOTH & STYLE NUMBERS	PRICE
G5914	Skip 2/0, 02, 05, 07, 09 and 12	\$12.95
G5915	Double 03, 05, 07, 09, 11 and Reverse 07	\$12.95
G5916	Reverse 03, 05, 07 and Precision Ground 03, 05 and 09	\$14.95

### CARBIDE-EMBEDDED RE-SAWING BLADES GRIZC-04287

These blades are made especially for us and are best suited for use on expensive hardwoods. Their narrow kerf reduces waste and the carbide imbedded teeth outlast regular blades several times over, especially on the tough tropical woods. These blades do not cut as aggressively as our regular blades, but provide a smoother finished cut.



MODEL	LENGTH	WIDTH	T.P.I.	GAUGE	PRICE	4 OR MORE
G1994	93 1/2"	3/8"	3	.030	\$44.95	\$39.95
G6708	103"	3/8"	3	.030	\$49.95	\$44.95
G6709	103"	1"	3	.030	\$54.95	\$49.95
G1995	111"	3/8"	3	.030	\$54.95	\$49.95
G1996	111"	1"	3	.030	\$59.95	\$54.95
G3098	113"	3/8"	3	.030	\$59.95	\$54.95
G3099	113"	1"	3	.030	\$56.95	\$49.95
G1997	124"	3/8"	3	.030	\$56.95	\$49.95
G1998	124"	1"	3	.030	\$69.95	\$64.95
G2758	154 1/2"	3/8"	3	.030	\$64.95	\$59.95
G2759	154 1/2"	1"	3	.030	\$74.95	\$69.95
G2756	176 3/4"	3/8"	3	.030	\$74.95	\$69.95
G2757	176 3/4"	1"	3	.030	\$89.95	\$84.95


**SCROLL SAWS**

## 16" SINGLE SPEED SCROLL SAW

For those of you who need a scroll saw for those occasional jobs, but don't want to spend the few extra bucks for variable speed or larger capacity, this saw is for you. Uses standard 5" pin blades and has dust blower, 1/2 H.P. motor and tilts to 45°. A nice unit.

### SPECIFICATIONS:

- Maximum cutting width: 16"
- Maximum cutting height: 2 1/4" @ 90°
- Maximum cutting height: 2" @ 45°
- Table size: 14 3/4" x 7 7/8"
- Table construction: Precision ground cast iron
- Blade stroke: 7/8"
- Motor horsepower: 1/2
- RPM: 1720, 1720 SPM
- Shipping weight approx. 40 lbs.



### FEATURES PRECISION GROUND TABLE!

#### SUPER SPECIAL


MODEL G7949 ~~\$99<sup>95</sup>~~ \$79<sup>95</sup>

## 16" VARIABLE SPEED SCROLL SAW

Just a twist of the dial lets you increase or decrease the number of blade strokes per minute, so you can find the perfect speed for each cut you make. This 16" Scroll Saw offers plenty of throat capacity for bigger projects and has a maximum cutting height of two full inches. A terrific, full-featured saw for the hobbyist or woodworking professional.

### SPECIFICATIONS:

- 400-1,800 variable SPM
- 3/4" stroke
- Push-pull ON/OFF speed control
- 16" maximum cutting depth
- Table tilt 0°-45°
- Table size 14 3/4" x 7 7/8"
- Low-vibration 1/2 H.P. motor, 1.7-amp
- 2" max. cutting thickness - 90°
- 1 1/2" max. cutting thickness - 45°
- Adapter for plain-tipped blades
- Powder coated paint
- Standard 5" blade length
- Shipping weight approx. 40 lbs.



#### BLADE ADAPTER

The blade adapter allows the G1257 to use plain-tipped blades.

MODEL G1580 ONLY \$7<sup>95</sup>

RECOMMENDED BY OUR STAFF!


MODEL G1257 ONLY \$169<sup>95</sup>

## 16" VARIABLE SPEED SCROLL SAW

A lighter-duty version of our G1257 Scroll Saw pictured below, the G5776 still packs plenty of muscle to get the job done. An excellent choice for modelers and small-scale craftsmen. Accepts plain or pin-type blades.

### SPECIFICATIONS:

- Maximum cutting width: 16"
- Maximum cutting height: 2 1/4" @ 90°
- Table tilt: 45°
- Table size: 14 3/4" x 7 7/8"
- Table construction: Ground cast iron
- Blade stroke: 5/8"
- Motor horsepower: 1/2
- RPM: Variable, 400-1500 SPM
- Shipping weight approx. 40 lbs.



### USES PLAIN OR PIN-TYPE BLADES


MODEL G5776 ONLY \$119<sup>95</sup>

## 22" SCROLL SAW

This heavy-duty scroll saw offers a 22" maximum cutting width, a 1 1/2" maximum cutting thickness and a precision cast iron table that tilts from 0° - 30°. It features an air pumping system to clear dust away from the cutting line, a safety shield and toggle switch with removable key. If you are looking for a large capacity scroll saw at an unbeatable price, look no further! Accepts plain or pin-type 5" - 5 1/4" blades.

### SPECIFICATIONS:

- Motor size: 1/2 H.P., 2.2 Amp
- Stroke: 3/4"
- Table size: 17 3/4" x 8 3/4"
- Strokes per minute: 1720
- Shipping weight approx. 61 lbs.



**SUPER PRICE!**


SEE PAGE 66 FOR SCROLL SAW BLADES

MODEL G1060 ONLY \$159<sup>95</sup>

## DREMEL® VARIABLE-SPEED SCROLL SAW

Raise your artistic inclinations to new heights with the Dremel Model Variable-Speed Scroll Saw. It performs like a bigger, more expensive saw, providing accurate scroll saw cutting, intricate inside cutting and consistent bevel cutting in a variety of materials.

GRIZC-04288



**New!**

### FEATURES:

- Two-way tilt table - 45° left and right
- Table angle indentations every 15°
- Tool-less blade holder
- Variable speeds (500-1,600 SPM)

### SPECIFICATIONS:

- Motor: 1/2 H.P.
- Blade: 5" pin- or plain-end
- Blade stroke: 3/4"
- Cutting capacity: 2" at 0° / 1" at 45°
- Net weight: 40 lbs.

**INCLUDES  
12 ASSORTED  
BLADES**

MODEL H3816 Scroll Saw ONLY \$209<sup>95</sup>  
MODEL H3822 Stand ONLY \$39<sup>95</sup>

CALL 24 HOURS A DAY FROM ANYWHERE IN THE U.S.A. 1-800-523-4777



## DRILL PRESSES

### FOURTEEN AWESOME MODELS

From a baby bench-top model to the monster floor model - a lot of speeds, spindle travel and horsepower to choose from!

The President of Grizzly started his tool career selling drill presses back in 1975. That 27 years of experience has resulted in the best family of drill presses to be found. Features like powerful motors, precision ground tables, wide range of speeds, sturdy columns, built-in lights and large feed handles make these the best on the market.

In the 2001 Popular Woodworking Tool Buying Guide, our drill presses took every category from the hobbyist to the professional user!

### **POUND FOR POUND - OUR DRILL PRESSES ARE UNBEATABLE!**

*We probably sell more drill presses than anyone else in the U.S.A.*

#### 5 SPEED BABY DRILL PRESS

Perfect for the small shop, this tough little guy won't get in your way when things get cramped. Put it away on the shelf when finished. Very cute unit!

##### SPECIFICATIONS:

Motor..... $\frac{1}{2}$  H.P., TEFC motor, 110V  
Overall height:.....23"  
Spindle travel:.....2"  
Number of speeds:.....5  
.....(620, 1100, 1720, 2340, 3100 RPM)  
Drill chuck:..... $\frac{1}{2}$ "  
Swing:.....8"  
Drilling capacity:..... $\frac{1}{2}$ " steel  
Table:.....Precision ground cast iron  
Table swing:.....360°  
Table tilts:.....45° left & right  
Approx. shipping weight:.....50 lbs.

5 Speed Baby Drill Press

**MODEL G7942 ONLY \$79<sup>95</sup>**

#### 12 SPEED HEAVY-DUTY BENCH-TOP DRILL PRESS



All the features and dependability of an expensive industrial grade drill press - with a price tag that's astoundingly low. Includes built-in light (bulb not included).

##### SPECIFICATIONS:

Motor..... $\frac{3}{4}$  H.P., 110V  
Overall height:.....38"  
Spindle travel:.....3"  
Number of speeds:.....12  
Drill chuck:..... $\frac{1}{2}$ " -  $\frac{3}{4}$ "  
Spindle taper:.....MT #2  
Range of speeds:.....140, 260, 320, 380, 480, 540,  
.....980, 1160, 1510, 1650, 2180, 3050 RPM  
Swing:.....14"  
Drilling capacity:..... $\frac{3}{4}$ " steel  
Table:.....Precision ground cast iron  
Table tilts:.....90° in both directions  
Table swing:.....360°  
Approx. shipping weight:.....160 lbs.

12 Speed Heavy-Duty Bench-Top Drill Press

**MODEL G7943 ONLY \$179<sup>95</sup>**

SHIP ANYWHERE WITHIN 48 STATES FOR \$55<sup>00</sup>

### **SHOP FOX** OSCILLATING DRILL PRESS

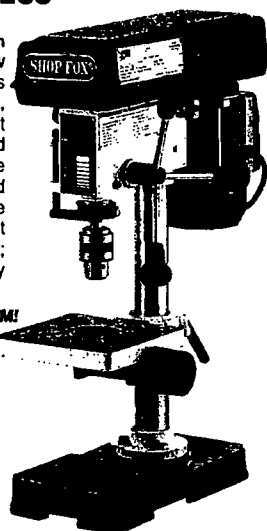
Wouldn't you like to contour sand on occasion with a drill press? The new Shop Fox® Oscillating Drill Press has many great features like a  $\frac{1}{2}$ " drill chuck, sturdy square table, small foot print that won't take up space, precision ground spindle for accuracy and the spindle oscillates! Now you can contour sand without the bother of repositioning the spindle or the paper. The paper will last longer! It comes supplied with a dust port; just add a utility vacuum and sand away efficiently.

##### **PATENTED OSCILLATING SYSTEM!**

##### SPECIFICATIONS:

Motor..... $\frac{1}{2}$  H.P., 110V, 1725 RPM  
Overall height:.....23"  
Spindle travel:.....1"  
Number of speeds:5 (620-3100 RPM)  
Drill chuck:..... $\frac{1}{2}$ " x  $\frac{1}{2}$ "  
Swing:.....8"  
Table:.....7" x 7" square  
Table swing:.....360°  
Table tilts:.....90°  
Approx. shipping weight:.....49 lbs.

Patents owned by Woodstock International



1", 1½" and 2" Sanding Drum Set  
**MODEL H2271 ONLY \$9<sup>95</sup>**

Shop Fox® Oscillating Drill Press

**MODEL H0625 ONLY \$109<sup>95</sup>**

### **SHOP FOX** OSCILLATING DRILL PRESS

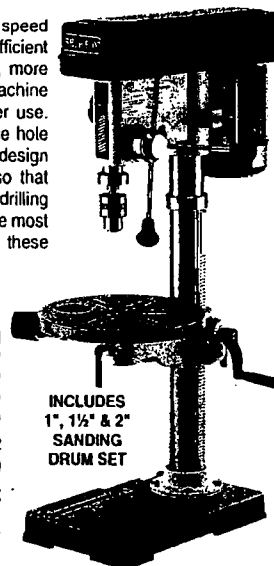
##### **PATENTED OSCILLATING SYSTEM!**

Just like its little brother, this 12 speed oscillating sander can be used for efficient contour sanding. With more speeds, more power and more capacity this machine becomes an effective tool for heavier use. The table is supplied with a clearance hole for use while sanding. And this clever design incorporates a dust collection port so that sanding is less messy. With a  $\frac{3}{4}$ " drilling capacity in steel you'll be able to tackle most any drilling job as well. Check out these specs below.

##### SPECIFICATIONS:

Motor..... $\frac{3}{4}$  H.P., 110V, 1725 RPM  
Overall height:.....38"  
Spindle travel:.....3"  
Swing:.....13"  
Drill chuck:..... $\frac{1}{2}$ " -  $\frac{3}{4}$ "  
Number of speeds:.....12  
Range of speeds:.....12 (250-3050 RPM)  
Table:.....Round 12½" Dia.  
Table swing:.....360°  
Approx. shipping weight:.....115 lbs.

Patents owned by Woodstock International



INCLUDES  
1", 1½" & 2"  
SANDING  
DRUM SET

Shop Fox® Oscillating Drill Press

**MODEL H0626 ONLY \$219<sup>95</sup>**




## DRILL PRESSES

### 5 SPEED RADIAL DRILL PRESSES


These 5 speed Radial Drill Presses feature variable swing up to 34" and pivoting heads for drilling at just about any angle. Truly versatile!



**BUY DRILL PRESS  
VISES  
ON PAGE 150**



G7945



G7946

PATENTED  
TABLE  
DESIGN

**\$55**  
ANYWHERE IN  
LOWER 48 STATES

#### SPECIFICATIONS:

Motor	..... 1/2 H.P., 110V
Overall height:	
Bench Model	..... 31 1/2"
Floor Model	..... 64 1/2"
Spindle travel:	..... 3 1/4"
Number of speeds:	..... 5
Drill chuck:	..... 1/2" - 3/4"
Range of speeds:	..... 550, 880, 1520, 2490, 3470 RPM
Swing:	..... 34" maximum
Table:	..... Precision ground cast iron
Table size:	
Bench Model	..... 8 3/4" x 9"
Floor Model	..... 12 1/4" Dia.
Table swing:	..... 360°
Table tilts:	..... 90° in both directions
Approx. shipping weight:	
Bench Model	..... 100 lbs.
Floor Model	..... 150 lbs.

5 Speed Bench-Top Radial Drill Press

**MODEL G7945 ONLY \$149<sup>95</sup>**

SHIP ANYWHERE WITHIN 48 STATES FOR \$55<sup>00</sup>

5 Speed Floor Radial Drill Press

**MODEL G7946 ONLY \$179<sup>95</sup>**

SHIP ANYWHERE WITHIN 48 STATES FOR \$55<sup>00</sup>

### 12 SPEED HEAVY-DUTY 14" FLOOR DRILL PRESS

This heavy-duty Floor Model Drill Press is the mainstay in any shop with 12 speeds and powerful 3/4 HP motor.

**A VERY POPULAR MACHINE!**

#### SPECIFICATIONS:

Motor	..... 3/4 H.P., 110V
Overall height:	..... 64"
Spindle travel:	..... 3 1/4"
Number of speeds:	..... 12
Drill chuck:	..... 1/2" - 3/4"
Spindle taper:	..... MT #2
Range of speeds:	..... 140, 260, 320, 380, 480, 540, ..... 980, 1160, 1510, 1650, 2180, 3050 RPM
Swing:	..... 14"
Drilling capacity:	..... 3/4" steel
Table:	..... Precision ground cast iron
Table size:	..... 11 1/4" sq.
Table swing:	..... 360°
Table tilts:	..... 90° in both directions
Approx. shipping weight:	..... 172 lbs.

Includes built-in light (bulb not included).

12 Speed Heavy-Duty Floor Drill Press

**MODEL G7944 ONLY \$199<sup>95</sup>**

SHIP ANYWHERE WITHIN 48 STATES FOR \$55<sup>00</sup>



G7944



**\$55**  
ANYWHERE IN  
LOWER 48 STATES

### SHOP FOX® DRILL PRESS

From Shop Fox® comes this solid performing drill press that we felt was the perfect size for the average cabinet shop or small machine shop. Solid cast iron construction, precision ground table and sealed ball bearings are just some of the features that make this machine a great investment.

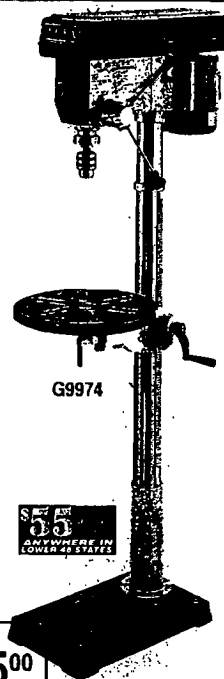
#### SPECIFICATIONS:

Motor size:	..... 1 H.P., 1725 RPM
Voltage:	..... 110V/220V
Switch:	..... Toggle Type
Overall height:	..... 65 1/2"
Spindle travel:	..... 3 1/4"
Number of speeds:	..... 12
Drill chuck:	..... 1/2" - 3/4"
Spindle taper:	..... MT#3
Range of speeds:	..... 150-3050 RPM
Swing:	..... 17"
Drilling capacity:	..... 1" steel
Table:	..... Precision ground cast iron
Table size:	..... 14" dia
Approx. shipping weight:	..... 200 lbs.

Shop Fox® Drill Press

**MODEL G9974 ONLY \$325<sup>00</sup>**

SHIP ANYWHERE WITHIN 48 STATES FOR \$55<sup>00</sup>



G9974

**\$55**  
ANYWHERE IN  
LOWER 48 STATES

# DRILL PRESSES

GRIZC-04291

## DRILL PRESSES

### 12 SPEED 17" FLOOR DRILL PRESS

If you use your drill press commercially and need power and capacity, this is one drill press you should look at seriously. Note the 4 3/4" spindle travel!

#### SPECIFICATIONS:

Motor size: 1 H.P., Single-Phase, 110V/220V  
Overall height: 64 1/2"  
Spindle travel: 4 3/4"  
Number of speeds: 12  
Drill chuck: 5/8"  
Spindle taper: MT#3  
Range of speeds: 210, 310, 400, 440, 630, 670, 1260, 1430, 1650, 2050, 2350, 3300 RPM  
Swing: 17"  
Drilling capacity: 1" steel  
Table: Precision ground cast iron  
Table size: 13 3/4" sq.  
Table tilts: 90° in both directions  
Approx. ship. weight: 275 lbs.  
Includes built-in light (bulb not included).

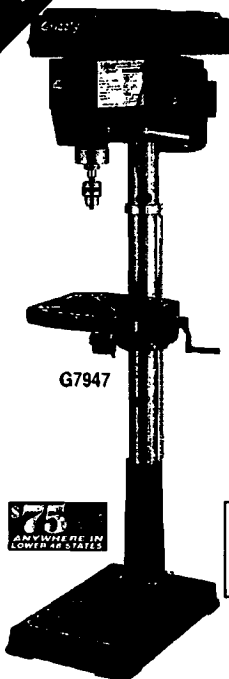
12 Speed 17" Floor Drill Press

**MODEL G7947 ONLY \$375<sup>00</sup>**

SHIP ANYWHERE WITHIN 48 STATES FOR \$75<sup>00</sup>

Quill Collar

**MODEL G9716 ONLY \$12<sup>95</sup>**



G7947




### VARIABLE SPEED DRILL PRESS

Incredible! Variable Speed Drill Press wired for single phase! This is an unmatched convenience and a great time saver, ideal for shops not having 3 phase. And this brute is built with enough beef to tackle the most challenging jobs you can throw at a drill press. Just take a look at these specs! This is a must have machine when time and ease of use is the issue.

#### SPECIFICATIONS:

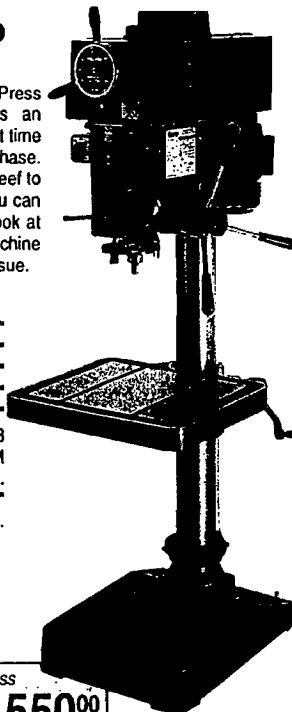
Swing: 19 1/4"  
Column Diameter: 4 1/2"  
Spindle Travel: 6 1/8"  
Spindle to Table Distance: 28 3/4"  
Spindle to Base: 50 1/4"  
Spindle Taper: MT#3  
Spindle Speeds: 300-2000 RPM  
Motor: 1 1/2 H.P.  
Table Size: 21 1/2" x 18 1/2"  
Approx. ship. weight: 786 lbs.



Variable Speed Drill Press

**MODEL G9749 ONLY \$1550<sup>00</sup>**

SHIP ANYWHERE WITHIN 48 STATES FOR \$150<sup>00</sup>



### 12 SPEED 20" FLOOR DRILL PRESS

When this drill press arrives at your door, you're gonna say "Holy Moley!". The MT#4 spindle taper, 1 1/2 H.P. motor and precision ground T-slotted table will handle just about any drilling job. Includes built-in light (bulb not included).

#### SPECIFICATIONS:

Motor size: 1 1/2 H.P., Single-Phase  
Voltage: 110V/220V  
Switch & wiring: 110V only  
Overall height: 70"  
Spindle travel: 4 3/4"  
Number of speeds: 12  
Drill chuck: 5/8"  
Spindle taper: MT#4  
Range of speeds: 210, 310, 400, 440, 630, 670, 1260, 1430, 1650, 2050, 2350, 3300 RPM  
Swing: 20"  
Drilling capacity: 1 1/4" steel  
Table: Precision ground cast iron  
Table size: 18 3/4" x 16 3/4"  
Approx. ship. weight: 312 lbs.


12 Speed 20" Floor Drill Press

**MODEL G7948 ONLY \$425<sup>00</sup>**

SHIP ANYWHERE WITHIN 48 STATES FOR \$75<sup>00</sup>

Quill Collar

**MODEL G9716 ONLY \$12<sup>95</sup>**



NICE MACHINE!



### DRILL PRESS WITH CROSS TABLE

This is an excellent buy in a heavy-duty Gear Head Drill Press. Equipped with a cross sliding table, this machine is robust enough for milling, drilling and boring. And the Gear Head is adjustable on the column! This feature expands the capacity of this machine. You can change speeds quickly and easily by lever action gear controls and a 2 speed motor. Equipped with drawbar for threaded end-mill tooling.


#### SPECIFICATIONS:

Motor size: 1 H.P., 3Phase  
Voltage: 220V  
Switch & wiring: Reversible/220V  
Overall height: 77 1/2"  
Spindle travel: 5 1/4"  
Number of speeds: 12  
Spindle taper: MT #3  
Range of speeds: 60 - 3000 RPM  
Swing: 20 1/2"  
Drilling capacity: 1 1/4" in Mild Steel  
Cross table size: 23" x 7 1/2"  
Longitudinal travel: 13 3/4"  
Cross travel: 7 1/4"  
Approx. ship. weight: 682 lbs.

Drill Press with Cross Table

**MODEL G9746 ONLY \$2495<sup>00</sup>**

SHIP ANYWHERE WITHIN 48 STATES FOR \$125<sup>00</sup>



## DRILL PRESSES

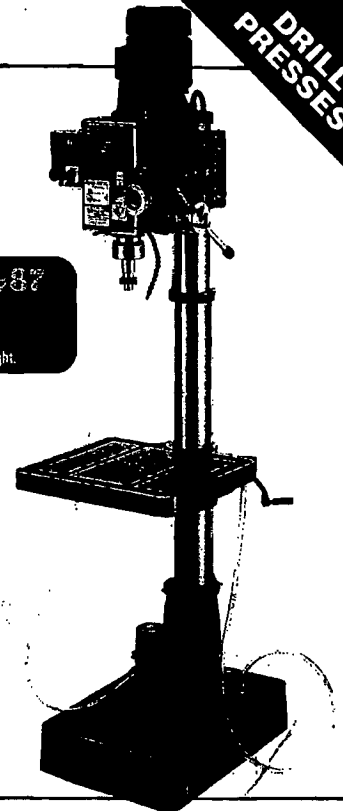
### THE KING OF DRILL PRESSES! HEAVY-DUTY GEAR HEAD DRILL PRESS

This feature-packed machine is ready for your shop! Comes with a coolant pump, power down feed, tapping control box and easy selection speed controls. What's more, the gear head can be repositioned along the column for expanded capacity when work is mounted on the base. Designed to withstand the most demanding jobs.

#### SPECIFICATIONS:

Motor size: ..... 1½ H.P., 3 Phase  
Voltage: ..... 220V  
Switch & wiring: ..... Reversing/220V  
Overall height: ..... 89"  
Spindle travel: ..... 5"  
Number of speeds: ..... 12  
Spindle taper: ..... MT#4  
Range of speeds: ..... 65 - 2915 RPM  
Swing: ..... 20½"  
Drilling capacity: ..... 1½" in Mild Steel  
Table size: ..... 21¼" x 18½"  
Approx. ship. weight: ..... 896 lbs.

As Low As \$3787  
Excludes tax & freight.



Gear Head Drill Press

MODEL G9747 ONLY \$3695<sup>00</sup>

\$150  
ANYWHERE IN LOWER 48 STATES

SHIP ANYWHERE WITHIN 48 STATES FOR \$150<sup>00</sup>

### GRIZZLY® RADIAL DRILL PRESS




Designed by us, this drill press is very popular with both wood and metalworking shops that have bulky projects. Head swivels 360° and tilts 45° left and right. Swing is a huge 45" (you can drill in the middle of a 45" diameter round piece) and spindle can be brought close to the column with the uniquely designed swivel post. Slots in table allow you to use a variety of clamping devices.

#### SPECIFICATIONS:

Motor size: ..... 1 H.P., Single Phase  
Voltage: ..... 110V/220V  
Switch & wiring: ..... 110V  
Overall height: ..... 51"  
Spindle travel: ..... 3¼"  
Number of speeds: ..... 12  
Drill chuck: ..... ½"  
Spindle taper: ..... MT#3  
Range of speeds: ..... 200-3000 RPM  
Swing: ..... 45"  
Drilling capacity: ..... 1½" Steel  
Head tilts: ..... 45° R/L  
Head swivels: ..... 360°  
Main column diameter: ..... 5"  
Max. distance spindle to base ..... 36"  
Base size: ..... 17½" x 39½"  
Approx. ship. weight: ..... 400 lbs.

GRIZC-04292

AN INCREDIBLY  
VERSATILE DRILL PRESS  
FOR BULKY JOBS



Radial Drill Press

MODEL G9969 ONLY \$495<sup>00</sup>

\$75  
ANYWHERE IN LOWER 48 STATES

SHIP ANYWHERE WITHIN 48 STATES FOR \$75<sup>00</sup>

CALL 24 HOURS A DAY FROM ANYWHERE IN THE U.S.A. 1-800-523-4777

# MORTISING

## HOLLOW CHISEL MORTISER

If you build more furniture than the occasional chair or table and you rely on mortise and tenon joinery, take a look at this mortiser. This handy machine features a fully adjustable fence and hold-down that accommodates stock up to 4" thick and a geared rack and pinion head for smooth and precise feed control.

### SPECIFICATIONS:

- 1/2 H.P. motor - 110V only
- 6 amps
- 3450 R.P.M.
- 3/8" chuck
- 30 1/4" overall height
- Adjustable depth stop
- Includes 3/8" & 3/4" chisel sleeves
- Shipping weight: 50 lbs.

**MODEL G3183**  
**ONLY \$225<sup>00</sup>**

### — OPTIONAL ACCESSORIES —


#### MORTISING CHISELS:

MODEL	SIZE	CHISEL HOUSING	CHISEL LENGTH	PRICE
H2543	1/4"	3/4"	4 7/16"	\$8.95
H2544	5/16"	3/4"	4 3/4"	\$8.95
H2545	3/8"	3/4"	4 1/2"	\$8.95
H2546	1/2"	3/4"	4 1/2"	\$8.95

**BUY 3 OR MORE - 10% OFF**

**H2549 Set of 4 - 1/4", 5/16", 3/8", 1/2" \$34<sup>95</sup>**

Rated "Best Instruction Manual" in a Hollow Chisel Mortiser comparison by American Woodworker - February 1998



Chisel not included



## SHOP FOX® MORTISING MACHINE

INCLUDES 1/2" CHISEL

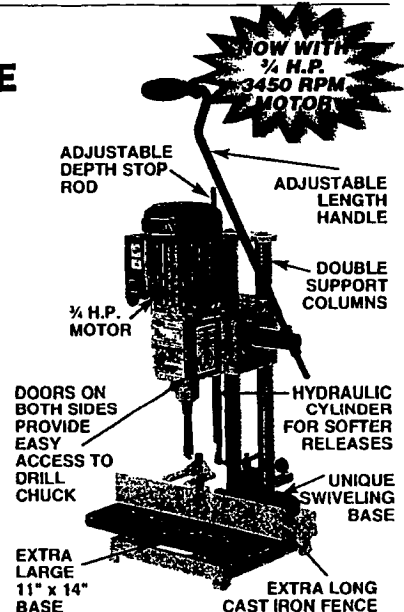
This king of benchtop mortisers is a rugged, high-quality machine with all the features found in the best mortisers made, but with none of their faults. The super heavy-duty fence and hold down eliminates unwanted wood movement and "sticking chisels", an all too common complaint, thus ensuring accurate and fast operation. The unique swiveling base allows easy off the bench operations and opens new possibilities for custom mortises. The precision 1/2" chuck eliminates the need to modify chisels and bits, and the extra capacity allows the use of larger stock. The all-steel quick-adjust depth stop is easy to set and provides a positive stop. With features like a adjustable length solid steel quick-positioning handle, 8-tool holder, easy two-door chuck access, large base and twin hardened and ground column insures perfect mortises every time.

- Mortise to the center of an 8" wide board
- Mortise lumber to 8 3/4" thick
- Aluminum finned 1/2 H.P. 3450 R.P.M. motor for years of trouble free service
- Heavy cast iron construction
- Includes 3/8" and 3/4" chisel sleeves
- Shipping weight approx. 90 lbs.

**PATENT PENDING**

**MODEL G9976**  
**SHOP FOX® MORTISING MACHINE**

**GRIZC-04293 ONLY \$245<sup>00</sup>**



## MORTISING ATTACHMENTS AND CHISELS

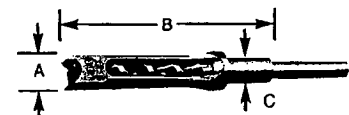

A mortising attachment and chisel lets you drill square holes in wood. The attachment holds the sharp cornered chisel in place while the inner drill cuts out the center. Drills have 1/2" shank.

### MORTISING ATTACHMENTS:

MODEL	COLLAR SIZE INCH / MM	PRICE
G1514	1 1/8" / 41.3 mm	ONLY \$24.95
G1515	1 1/4" / 47.6 mm	ONLY \$24.95
G1370	2 3/4" / 60 mm	ONLY \$24.95
G1083*	2 1/2" / 66 mm	ONLY \$24.95

\* MODEL G1083 FITS OUR G1199, G1200, G4008 & G4009 DRILL PRESSES AND OUR G7943 & G7944 DRILL PRESSES.

**G9716 Adapter for G7947/8 (uses G1083) \$12<sup>95</sup>**



### MORTISING CHISELS:

MODEL	A	B	C	PRICE
H2543	1/4"	4 7/16"	3/4"	\$8.95
H2544	5/16"	4 3/4"	3/4"	\$8.95
H2545	3/8"	4 1/2"	3/4"	\$8.95
H2546	1/2"	4 1/2"	3/4"	\$8.95
H2547	3/8"	4 1/2"	3/4"	\$10.95
H2548	3/4"	5 1/8"	3/4"	\$12.95
H1154	1"	6 1/4"	3/4"	\$19.95


**BUY 3 OR MORE - 10% OFF**

**H2549 Set of 4 - 1/4", 5/16", 3/8", 1/2" \$34<sup>95</sup>**

## MORTISING MACHINE

Tired of trying to fit a square peg into a round hole? Now make precise fitting square mortises all day long quickly and accurately. This floor mounted, 1 H.P. mortiser can accept chisels up to 1" square. Handwheel controlled table movement allows fast positioning of the workpiece.

- Spindle RPM: 3450
- Maximum chisel size - softwood: 1"
- Maximum chisel size - hardwood: ¾"
- Lumber capacity: 10" x 7"
- Stroke: 5"
- Motor: 1 HP, TEFC, 110V/220V prewired for 110V
- Longitudinal table movement: 16"
- Lateral table movement: 3½"
- Switch: Magnetic
- Shipping weight approx. 372 lbs.



**MORTISING**

**WEIGHS  
372 LBS.!**

**INCLUDES  
FOUR  
MORTISING  
CHISELS  
IN SIZES ¼",  
⅜", ½" & ⅝"**

**MODEL G8620  
MORTISING MACHINE  
SPECIAL ~~\$995<sup>00</sup>~~ \$895<sup>00</sup>**

**\$75  
ANYWHERE IN  
LOWER 48 STATES**




## INDUSTRIAL HOLLOW CHISEL MORTISING MACHINE

This new Industrial Hollow Chisel Mortiser features a mighty 2 speed, 2 H.P., 220V, three phase motor capable of plowing through thick pieces of hardwood all day long without bogging down. Extremely versatile, the universal compound table provides generous vertical, cross, angle and longitudinal travel. This mortiser's combination of price, power and versatility makes it the standard for all others to follow.

### SPECIFICATIONS:


- Universal compound style table
- Table tilts 30° right or left for angle mortises
- Hand operated table clamp holds stock firmly in position
- Chisel range: ¼" to 1½"
- Table: 16¾" to 21¼"
- Table cross traverse: 5"
- Table longitudinal traverse: 18"
- Table vertical traverse: 12"
- Head drive: Manual
- Clamp drive: Manual
- Chuck capacity: ½"
- Spindle speeds: 1725/3450 RPM
- Maximum stock width: 12"
- Maximum mortising depth: 4"
- Head motor: 220V, 3-Phase, 2 H.P., 2-speed
- Includes ⅝" and ¾" chisel sleeves
- Shipping weight approx. 682 lbs.



**INCLUDES THREE  
MORTISING CHISELS  
IN SIZES ¼", ⅜" & ½"**

**MODEL G4814  
HOLLOW CHISEL MORTISING MACHINE  
INTRODUCTORY PRICE ~~\$1695<sup>00</sup>~~**

**\$125  
ANYWHERE IN  
LOWER 48 STATES**



GRIZC-04294

**CALL 24 HOURS A DAY FROM ANYWHERE IN THE U.S.A. 1-800-523-4777**


**73**

**LATHES**

## VARIABLE SPEED MINI WOOD LATHE

Modelers and crafters: This is the lathe for you! The Model G9247 has features found on other mini-lathes costing hundreds of dollars more. You just won't find a better value anywhere!

SEE PAGE 255 FOR PEN BLANKS



SEE PAGE 255  
FOR PEN MAKING SUPPLIES



### FEATURES:

- Variable speed motor 300 - 4750 R.P.M.
- Cast iron bed and headstock
- $\frac{3}{4}$ " x 16 TPI right hand spindle
- $5\frac{1}{8}$ " swing over bed
- $3\frac{1}{4}$ " swing over tool rest
- 12" between centers
- M.T. #1 spindle taper and tailstock taper
- $\frac{1}{4}$  H.P., 110V TEFC brush type motor
- 2.6 Amps
- Includes tool rest, live rolling center and spur center
- Overall dimensions: 27"L x  $4\frac{1}{4}$ "D x 9"H
- Shipping weight approx. 46 lbs.

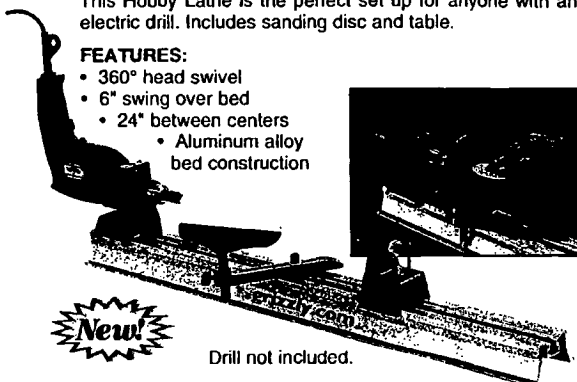
MODEL G9247 ONLY \$139<sup>95</sup>

## HOBBY LATHE

This Hobby Lathe is the perfect set up for anyone with an electric drill. Includes sanding disc and table.

### FEATURES:

- 360° head swivel
- 6" swing over bed
- 24" between centers
  - Aluminum alloy bed construction



**New!**

Drill not included.


MODEL H2669 ONLY \$39<sup>95</sup>

## VARIABLE SPEED WOOD LATHE

With its solid state speed control and exceptionally smooth and powerful motor, we know this will soon be a "favorite" in your shop. Small enough to fit on a bench top, yet packed with features for your big "little" jobs. And with the variable speed capability, you will always be at just the right RPM for the task.

### FEATURES:

- $\frac{1}{2}$  H.P. motor
- 6" swing over bed
- 20" between centers
- $3\frac{1}{4}$ " swing over tool rest
- Variable spindle speed 0 - 3025 R.P.M.
- M.T. #1 spur center and live center
- Shipping weight approx. 40 lbs.



MODEL G8690 ONLY \$139<sup>95</sup>


## 14" x 40" WOOD LATHE WITH STAND

If you need a rugged and durable medium-duty lathe with its own stand, then this Model G8691 is for you. It can handle 40" between centers and up to 14" diameters, perfect for table legs or stair railing posts.

### FEATURES:

- 40" between centers
- 14" swing over bed
- $12\frac{1}{4}$ " swing over tool rest
- Spindle Speed: 0-3000 R.P.M.
- Working Height: 39 $\frac{1}{4}$ "
- Formed steel bed
- M.T. #2 spindle and tailstock taper
- $\frac{1}{2}$  H.P., 110V brush type motor
- 3.1 Amps
- Includes adjustable tool rest, live center, spur center and 6" face plate
- Overall dimensions: 54 $\frac{1}{4}$ "L x 17"D x 42"H
- Shipping weight approx. 70 lbs.

GRIZC-04295



**VARIABLE  
SPEED**

MODEL G8691 ONLY \$149<sup>95</sup>

SEE PAGE 79  
FOR LATHE CHUCKS


## 12" x 35½" SWIVEL-HEAD WOOD LATHE

LATHES


From spindle to bowl turning, the Model G5979 lathe says "quality." When you turn your first table leg, the lathe will respond with confident, quiet power and it won't quit before you do. Rotating head and ten speeds makes this one of the most versatile machines in your shop. This is truly a remarkable lathe at this price.

### FEATURES:

- Heavy-duty, precision-ground cast iron bed ensures stability and minimal vibration
- Pivoting headstock quickly turns 180° and locks to facilitate outboard turning
- Specially designed bed allows easy positioning of outboard turning tool rest
- Outboard turning is easy with standard base extension
- Switch has removable safety key
- Quick release headstock and tailstock
- Bed is precision-ground
- Cast iron headstock housing is hardened and ground
- 12" swing over bed
- 35½" between centers
- 1" x 8 T.P.I. RH Headstock Spindle
- ¾" bore through spindle
- 6" Faceplate
- M.T. #2 tapers - headstock and tailstock
- ½ H.P., 110 volt motor
- Ten speeds: 580 - 2850 R.P.M.
- 0°, 45°, 90°, 135° and 180° headstock rotation
- Overall dimensions: 60" x 18½" x 44"
- Shipping weight approx. 190 lbs.





**COMPARE  
TO OTHERS  
COSTING TWICE  
AS MUCH!**



**MODEL G5979  
12" x 35½" SWIVEL-HEAD WOOD LATHE  
ONLY \$295<sup>00</sup>**

**\$55  
ANYWHERE IN  
LOWER 48 STATES**

## 14" x 40" SWIVEL-HEAD WOOD LATHE



Head swivels 180°

Without a doubt, this ½ H.P., all ball bearing lathe beats all the others when it comes to quality and value. It can be used for spindle turning, or the headstock and tool rest can be rotated for convenient faceplate turning. The Model G1067Z offers a full 14" of swing over its precision-ground cast iron bed and 40" between centers - plenty of room for most turning projects. Six speeds, ranging from 600 - 2,100 R.P.M. offers plenty of flexibility. Comes with live center, spur center and faceplate. An extremely versatile machine!

### FEATURES:

- 14" swing over bed
- 40" between centers
- ½ H.P. TEFC motor, 1720 R.P.M., 110V, 8 Amps
- Precision-ground cast iron bed
- 6 speeds: 600, 950, 1300, 1700, 1900, and 2100 R.P.M.
- 0°, 45°, 90°, 135°, 180° headstock rotation
- Spindle indexes every 15°
- 6" Faceplate
- Fully articulated tool rest support
- 1" x 12 T.P.I. RH spindle
- M.T. #2 spindle taper
- Ball bearings in motor and spindle assemblies
- Pre-formed steel stand
- Push-button ON/OFF switching
- Headstock can be locked at any location on bed
- Shipping weight approx. 190 lbs.

**MODEL G1067Z  
14" x 40" SWIVEL-HEAD WOOD LATHE  
ONLY \$449<sup>00</sup>**

**\$55  
ANYWHERE IN  
LOWER 48 STATES**

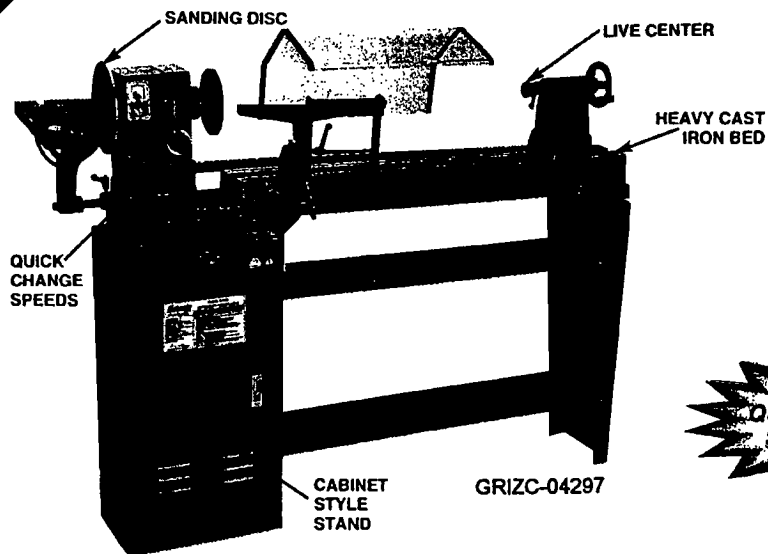
**CALL 24 HOURS A DAY FROM ANYWHERE IN THE U.S.A. 1-800-523-4777**



LATHES

## HEAVY-DUTY WOOD LATHE

A high-quality, heavy-duty cast iron bed wood lathe that we were almost "ordered" by our customers to bring in! This is one of the best package deals we offer. We ask you to compare all of the features and accessories to others on the market. We are confident enough to say this is the best value out there. Call and ask for a reference.



AN INSTANT "HIT" WHEN INTRODUCED IN EARLY 1988, THIS LATHE HAS PROVEN TO BE AN EXCELLENT PERFORMER!



### FEATURES:

- Swing over bed: 14"
- Swing over gap: 17"
- Distance between centers: 40"
- Spindle size: 1" x 12 T.P.I. R.H.
- Spindle taper: M.T. #2
- Tailstock taper: M.T. #2
- Motor size: ¾ H.P., single phase, 110V/220V
- Indexed spindle - 30°
- 7 speeds: 500 - 3070 R.P.M.
- Center-to-floor height: 41"
- Outboard spindle size: ¾" x 16 T.P.I./LH
- Shipping weight approx. 279 lbs.

### PACKAGE DEAL INCLUDES:

- Cabinet Stand & Shelves
- ¾ H.P., 110/220V Motor
- 8" Sanding Disc
- 6" Face Plate
- Live Center/Spur Center
- Flap Sander
- Pneumatic Drum Sander
- Two Tool Rest Mounts
- Aluminum Sanding Table
- Miter Gauge


MODEL G1495

ONLY \$695<sup>00</sup>

\$75  
ANYWHERE IN  
LOWER 48 STATES



### — OPTIONAL ACCESSORIES —




#### COPY ATTACHMENT FOR THE G1495

Make multiple copies from a template or master workpiece. If you have stair railing spindles or lots of chair or table legs to produce, our G2891 will make your life much, much easier.

MODEL G2891 ONLY \$295<sup>00</sup>

REPLACEMENT CUTTER  
MODEL G3049 ONLY \$8<sup>95</sup>



#### SANDING ROLLS

MODEL G2994 1" x 10 Yds. x 60 Gr. \$3.49  
MODEL G2995 1" x 10 Yds. x 80 Gr. \$3.49  
MODEL G2996 1" x 10 Yds. x 120 Gr. \$3.49  
MODEL G2997 1" x 10 Yds. x 150 Gr. \$3.49  
MODEL G2998 1" x 10 Yds. x 220 Gr. \$3.49


#### MARPLES LATHE CHISELS

MODEL G4935 Set of 6 ONLY \$79.95  
MODEL G3240 Set of 8 ONLY \$109.95

#### LATHE ESSENTIALS

MODEL G1521 90° Tool Rest \$29.95  
MODEL G1523 24" Tool Rest (with tool holder) \$49.95  
MODEL G1524 Chisel Sleeve \$9.95  
MODEL G1525 Cup Chuck \$12.95  
MODEL G1526 Screw Chuck \$12.95  
MODEL G1600 Pneumatic Drum \$39.95  
MODEL G1601 Flap Sander \$19.95

FOR LATHE CHUCKS AND FACE PLATES, SEE PAGE 79



# PREMIUM GRADE CHISELS FROM *Robert Sorby*

**LATHE  
CHISELS**

With a heritage dating back over two hundred years, Robert Sorby is the world's premier manufacturer of specialist woodworking tools.

## MULTI-TIP HOLLOWING TOOL

Combines a shear scraper with a hollowing tool and includes two double-ended H.S.S. hollowing tips, H.S.S. cutter, Allen® key and full instructions. Swivel tips can be set at any angle for hollowing in blind holes and undercutting.



<b>MODEL H0506</b>	<b>ONLY \$52<sup>95</sup></b>
Cove Tips	
<b>MODEL H3686</b> 3/8" - 5/8"	<b>ONLY \$9<sup>95</sup></b>
<b>MODEL H3688</b> 1/4" - 1/2"	<b>ONLY \$9<sup>95</sup></b>
Bead Tips	
<b>MODEL H3689</b> 1/4" - 1/2"	<b>ONLY \$9<sup>95</sup></b>
<b>MODEL H3687</b> 3/8" - 5/8"	<b>ONLY \$9<sup>95</sup></b>

## BOWL GOUGES

Milled from round bar, giving both mass and stability, these tools can produce either massive profiling cuts or delicate finishing cuts as necessary. Each measures 23" long overall.



<b>MODEL H0490</b> 1/4"	<b>ONLY \$35<sup>95</sup></b>
<b>MODEL H0491</b> 3/8"	<b>ONLY \$43<sup>95</sup></b>
<b>MODEL H0492</b> 1/2"	<b>ONLY \$53<sup>95</sup></b>

## SPINDLE GOUGES

Originating in Europe, these tools have gained a reputation for their superb handling qualities on spindle work.




<b>MODEL H0493</b> 1/4"	<b>ONLY \$21<sup>95</sup></b>
<b>MODEL H0494</b> 3/8"	<b>ONLY \$24<sup>95</sup></b>
<b>MODEL H0495</b> 1/2"	<b>ONLY \$30<sup>95</sup></b>

## PARTING TOOLS

Used to part the finished project off from the waste material, the parallel sides of the H0501 make a stable tool that handles well. The H0502 has a diamond section which reduces the risk of binding and friction in the cut.



<b>MODEL H0501</b> Standard	<b>ONLY \$27<sup>95</sup></b>
<b>MODEL H0502</b> Diamond	<b>ONLY \$41<sup>95</sup></b>



## SKEW CHISELS

Delicately balanced Skew Chisels feature oval profiles for gliding effortlessly along the tool rest for smoothing cylinders, cleaning end grain and cutting shallow curves, beads, pummels and V-cuts.



<b>MODEL H0497</b> 3/4"	<b>ONLY \$29<sup>95</sup></b>
<b>MODEL H0498</b> 1"	<b>ONLY \$35<sup>95</sup></b>

## SPINDLEMASTER


It beads, coves, planes, trims end grain and much more! Easy to use and sharpen, its enhanced cutting tip, shear cutting action and polished bevel produce superb results across a wide variety of woods including softer species like pine.



<b>MODEL H0499</b> 1/2"	<b>ONLY \$27<sup>95</sup></b>
<b>MODEL H0500</b> 3/4"	<b>ONLY \$30<sup>95</sup></b>

## ROUND NOSE SCRAPERS


Used on bowls and platters to create smooth flowing curves.



<b>MODEL H0503</b> 1/2"	<b>ONLY \$26<sup>95</sup></b>
<b>MODEL H0504</b> 3/4"	<b>ONLY \$29<sup>95</sup></b>

## ROUGHING-OUT GOUGE

Recommended for the initial turning of uneven or square spindle stock to round. Not designed for bowl grain projects.



<b>MODEL H0496</b> 3/4"	<b>ONLY \$43<sup>95</sup></b>
-------------------------	-------------------------------

## SWAN NECK HOLLOWING TOOLS

These tools are suitable for blind turning or undercutting where reach is restricted. H0507 is designed for end grain use while H0508 with a more substantial steel cross section is designed for both end grain and side grain (bowl) use.



<b>MODEL H0507</b> 20"	<b>ONLY \$27<sup>95</sup></b>
<b>MODEL H0508</b> 24"	<b>ONLY \$37<sup>95</sup></b>
Replacement Tips	
<b>MODEL H3683</b> Gen. Purp.	<b>ONLY \$7<sup>95</sup></b>
<b>MODEL H3684</b> Bullet Tip	<b>ONLY \$7<sup>95</sup></b>
<b>MODEL H3685</b> Ball Tip	<b>ONLY \$7<sup>95</sup></b>

## 6-PC. TURNING TOOL SET

Six selected High Speed Steel tools for both spindle turning and bowl turning are perfect for the professional turner as well as the new beginner. Includes a 3/4" roughing gouge, 3/8" spindle gouge, 3/8" bowl gouge, 1/4" oval skew, 1/4" standard parting tool and 1/2" round scraper.



<b>MODEL H0509</b>	<b>ONLY \$189<sup>95</sup></b>
--------------------	--------------------------------

## CURVED SCRAPER

The curved end profile makes this scraper excellent for creating, smoothing and blending curved surfaces in bowl work.



<b>MODEL H0505</b> 3/4"	<b>ONLY \$29<sup>95</sup></b>
-------------------------	-------------------------------

CALL 24 HOURS A DAY FROM ANYWHERE IN THE U.S.A. 1-800-523-4777


## LATHE ACCESSORIES

### 6-PC. DELUXE H.S.S. LATHE CHISEL SET

This Deluxe Lathe Chisel Set features beech ash handles for unsurpassed control, brass ferrules and high speed steel blades. Includes: a 17" long  $\frac{1}{8}$ " Parting Tool,  $\frac{1}{8}$ " Round Nose and  $\frac{1}{8}$ " Gouge; a 19" long 1" Skew, a  $\frac{1}{8}$ " Gouge and a 22 $\frac{1}{2}$ " long  $\frac{1}{8}$ " Gouge. Comes in a beautiful red blow-molded carrying case.



## LATHE CHISEL SETS



MODEL H1064

ONLY \$99<sup>95</sup>

GRIZC-04299

### 8-PC. H.S.S. LATHE CHISEL SET

This lathe chisel set features beautiful 8" ash handles with brass ferrules and high speed steel blades. Chisels include:  $\frac{1}{2}$ " parting tool,  $\frac{1}{2}$ " straight chisel,  $\frac{1}{2}$ " double bevel skew,  $\frac{1}{2}$ " roundnose,  $\frac{1}{4}$ " gouge,  $\frac{3}{8}$ " gouge,  $\frac{1}{2}$ " diamond point and  $\frac{3}{8}$ " veiner. Set comes in fitted wooden case.




MODEL G9863

ONLY \$49<sup>95</sup>

Marples

### 3-PC. CHISEL SET

Three of the most commonly used lathe chisels for spindle turning. Set includes:  $\frac{1}{2}$ " gouge,  $\frac{1}{2}$ " skew chisel and  $\frac{1}{2}$ " parting tool. Marples quality features waisted ash handles, Sheffield steel blades and brass ferrules. Great for beginning wood turners or as replacement pieces for professional sets.




MODEL H1396

ONLY \$39<sup>95</sup>

Marples

### 8-PC. LATHE CHISELS

If you own a lathe, you owe yourself a set of some of the finest turning tools in the industry. These chisels, forged from top-quality Sheffield steel, are engineered for longevity. The waisted ash handles are safe, durable and comfortable to use. Includes:  $\frac{1}{4}$ ",  $\frac{1}{2}$ ",  $\frac{3}{8}$ " gouges,  $\frac{1}{2}$ ", 1" skew chisels,  $\frac{1}{2}$ " parting chisel,  $\frac{1}{2}$ " round nose and  $\frac{1}{2}$ " diamond point. High carbon steel. THE BEST QUALITY!




MODEL G3240

ONLY \$109<sup>95</sup>

Marples

### 6-PC. WOOD TURNING SET

Made with precision and care, this beech-handled turning set contains  $\frac{1}{4}$ " and  $\frac{1}{2}$ " gouges,  $\frac{1}{2}$ " skew chisel,  $\frac{1}{2}$ " parting tool,  $\frac{1}{2}$ " round-nose chisel, and  $\frac{1}{2}$ " diamond-point chisel. All are made from high-carbon tool steel with manganese to wear a little longer than most turning tools.



MODEL G4935

ONLY \$79<sup>95</sup>

### 5-PC. WOOD TURNING SET

German made chrome vanadium steel turning chisels feature European beechwood handles and include  $\frac{1}{2}$ " parting tool,  $\frac{1}{2}$ " skew,  $\frac{1}{2}$ " diamond,  $\frac{1}{2}$ " round nose, and  $\frac{3}{8}$ " gouge for a variety of turning applications. Chisels measure 12" overall with 8" handles.




MODEL G5838

ONLY \$24<sup>95</sup>

### 5-PC. TURNING CHISEL SET

The perfect set for fine detail and model work. These finely balanced chisels have hardwood handles and carbon steel cutting edges. Set contains:  $\frac{1}{8}$ "r gouge,  $\frac{1}{8}$ "r



gouge,  $\frac{3}{16}$ " parting tool,  $\frac{1}{4}$ " spear point and  $\frac{1}{4}$ " skew.

MODEL G8963


ONLY \$27<sup>50</sup>

**STEELEX**

### 8-PC. LATHE CHISEL SET

#### SET INCLUDES:

1" skew, 1 $\frac{1}{2}$ " skew,  $\frac{1}{2}$ " spearpoint,  $\frac{1}{8}$ " parting tool,  $\frac{1}{2}$ " round nose,  $\frac{1}{4}$ " gouge,  $\frac{1}{2}$ " gouge and  $\frac{3}{4}$ " gouge.



MODEL G8945

ONLY \$29<sup>95</sup>

# WOOD LATHE ACCESSORIES

Increase your wood lathe's versatility with these 3-jaw and 4-jaw lathe chucks. Both chucks are 6" in diameter and come complete with key.

**OUR CHUCKS AND FACE PLATES FIT MANY OF THE WOOD LATHES ON THE MARKET!**

Please order inserts below.


## 3-JAW CHUCK



The 3-jaw chuck is a self-centering style, used mostly for round work. All three jaws tighten together at the same time. Jaws are reversible for expanded work holding capacity.

**MODEL G1194 6" 3-Jaw ONLY \$77<sup>95</sup>**

## 4-JAW CHUCK

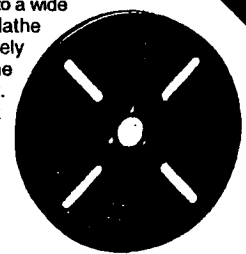


The 4-jaw chuck is an independent-type chuck that is used for square and odd-shaped pieces. Each jaw tightens individually and can be turned around to hold larger dimension workpieces.

**MODEL G1082 6" 4-Jaw ONLY \$49<sup>95</sup>**

## 8" FACE PLATE

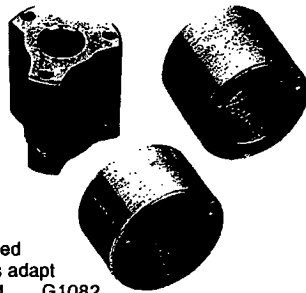
These 8" diameter face plates feature the exclusive modular insert design. This design allows these face plates to mount to a wide variety of lathe spindles by merely changing the threaded insert. Made of cast iron.



PLEASE ORDER INSERTS BELOW

**MODEL G1633 ONLY \$29<sup>95</sup>**

## INSERTS



These threaded inserts adapt

G1194, G1082

chucks and G1633 face plate to any lathe spindle, whether it's a Grizzly or other brand. Just match up your spindle from your lathe to the corresponding insert when you order one of our chucks. It's that simple! Each one includes mounting bolts.

LEFT HAND THREAD SIZES:

MODEL	SIZE	PRICE
G3169	3/4" x 10 T.P.I.	\$6.95
G3170	3/4" x 16 T.P.I.	\$6.95
G3171	3/4" x 14 T.P.I.	\$6.95
G3172	3/4" x 16 T.P.I.	\$6.95
G3173	1" x 8 T.P.I.	\$6.95
G3174	1" x 10 T.P.I.	\$6.95
G3175	1" x 12 T.P.I.	\$6.95
G3176	1 1/4" x 12 T.P.I.	\$6.95
G3177	1 1/4" x 8 T.P.I.	\$6.95
G3178	1 1/2" x 8 T.P.I.	\$6.95

RIGHT HAND THREAD SIZES:

MODEL	SIZE	PRICE
G3157	3/4" Unthreaded w/ setscrew	\$6.95
G3158	3/4" Unthreaded w/ setscrew	\$6.95
G3159	3/4" x 10 T.P.I.	\$6.95
G3160	3/4" x 16 T.P.I.	\$6.95
G3161	3/4" x 14 T.P.I.	\$6.95
G3162	3/4" x 16 T.P.I.	\$6.95
G3163	1" x 8 T.P.I.	\$6.95
G3164	1" x 10 T.P.I.	\$6.95
G3165	1" x 12 T.P.I.	\$6.95
G3166	1 1/4" x 12 T.P.I.	\$6.95
G3167	1 1/4" x 8 T.P.I.	\$6.95
G3168	1 1/2" x 8 T.P.I.	\$6.95

## 4-JAW CHUCK FOR ROUND PIECES



Perfect for bowl turning, the jaws of this chuck grip round stock as well as expand within a recess turned in the back of the workpiece. Twist adjustment moves jaws concentrically from 2" to 2 3/4" O.D. Chuck wrenches included.

**MODEL G8783 3/4" x 16 TPI ONLY \$36<sup>95</sup>**

**MODEL G8784 1" x 8 TPI ONLY \$36<sup>95</sup>**


**MODEL G8785 1" x 12 TPI ONLY \$36<sup>95</sup>**

**MODEL G8786 1 1/2" x 8 TPI ONLY \$36<sup>95</sup>**

## LIVE CENTERS FOR WOOD LATHES

Regular centers could split the wood and ruin the workpiece, but this live center has an outer lip that prevents the wood from splitting. All ball bearing construction.

AVAILABLE  
IN TWO  
VERY POPULAR  
TAPERS



**MODEL G1192 M.T. #1 ONLY \$15<sup>95</sup>**

**MODEL G1807 M.T. #2 ONLY \$17<sup>95</sup>**

## SPUR CENTERS FOR WOOD LATHES



These drive centers are the preferred choice among spindle turners.

Precision centers are available in 3 taper sizes for any wood lathe.

**MODEL G2521 M.T. #1 ONLY \$11<sup>95</sup>**

**MODEL G2522 M.T. #2 ONLY \$12<sup>95</sup>**

**MODEL G2523 M.T. #3 ONLY \$13<sup>95</sup>**

## 1/2" KEY-TYPE CHUCK

Professional quality keyed chuck is perfect for drills, drill presses, milling machines and lathes requiring 1/2" capacity. Includes chuck key. Exceptional affordable quality.

SEE PAGES 213-214  
FOR MORE CHUCKS



**MODEL G8224 J.T. #6 ONLY \$12<sup>95</sup>**

## 1/2" KEYLESS CHUCK

Commercial-grade chuck is a dependable, highly-affordable replacement for drills, mills and lathes. Knurled grip make bit changes quick and secure.



SEE PAGES 213-214  
FOR MORE CHUCKS

**MODEL G8234 J.T. #6 ONLY \$59<sup>95</sup>**

## DRILL CHUCK ARBOR

Adapt drill chucks to your drill press, milling machine or lathe.



SEE PAGE 213-214  
FOR MORE ARBORS

**M.T. #2 - J.T. #6  
MODEL G1434 ONLY \$7<sup>95</sup>**

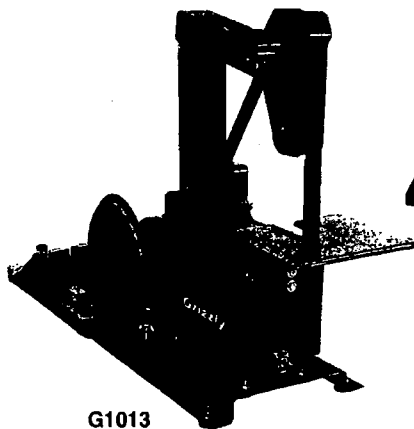
CALL 24 HOURS A DAY FROM ANYWHERE IN THE U.S.A. 1-800-523-4777

79

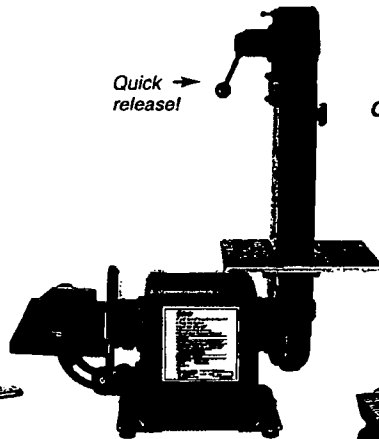
LATHE  
ACCESSORIES

**SANDERS**

## SANDERS

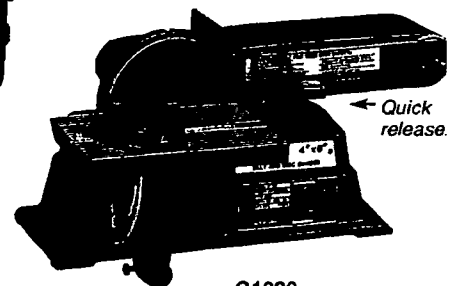


G1013



G3105

GRIZC-04301



G1020

**CHECK OUT THESE SANDERS -  
AT LEAST ONE SHOULD BE  
IN YOUR SHOP!**

### COMBO SANDER 1" x 42" BELT — 8" DISC

An excellent machine for schools, hobbyists or in shops where space is a premium. This combination sander offers the convenience and cutting power of a big 8" sanding disc, plus a narrow, 1" wide belt for finishing intricate details. This belt can be fed through a hole for sanding inside surfaces.

Spring-loaded arm keeps tension on belt, and both tables tilt for maximum working flexibility. Features powder coated paint and a powerful 1/2 H.P., 110V, all ball bearing motor. Shipping weight approx. 55 lbs.

**WE WON'T BE UNDERSOLD!** If you can find a lower advertised price on this unit, anywhere — **WE WILL BEAT IT!**

**MODEL G1013  
ONLY \$129<sup>95</sup>**

#### EXTRA BELTS:

MODEL G1208 60 Grit Belts - 2 pk	\$1 <sup>95</sup>
MODEL G4262 80 Grit Belts - 2 pk	\$1 <sup>95</sup>
MODEL G1209 100 Grit Belts - 2 pk	\$1 <sup>95</sup>
MODEL G4263 120 Grit Belts - 2 pk	\$1 <sup>95</sup>
MODEL G1210 150 Grit Belts - 2 pk	\$1 <sup>95</sup>
MODEL G4264 180 Grit Belts - 2 pk	\$1 <sup>95</sup>
MODEL G4265 220 Grit Belts - 2 pk	\$1 <sup>95</sup>

#### EXTRA PSA DISCS:

MODEL G1211 60 Grit Discs - 3 pk	\$3 <sup>49</sup>
MODEL G4240 80 Grit Discs - 3 pk	\$3 <sup>49</sup>
MODEL G1212 100 Grit Discs - 3 pk	\$3 <sup>49</sup>
MODEL G4241 120 Grit Discs - 3 pk	\$3 <sup>49</sup>
MODEL G1213 150 Grit Discs - 3 pk	\$3 <sup>49</sup>
MODEL G4242 180 Grit Discs - 3 pk	\$3 <sup>49</sup>
MODEL G4243 220 Grit Discs - 3 pk	\$3 <sup>49</sup>

### COMBO SANDER 1" x 42" BELT — 6" DISC

Versatile bench top sander is ideal for the small shop. It features a 1/2 H.P. motor, fully adjustable tables and a removable belt platen for polishing and contour sanding. A 6" disc and a 1" belt make it the perfect bench top machine for any hobbyist. A natural for sharpening and grinding. Belt sander pivots 90° for horizontal use. Fine quality! Shipping weight approx. 26 lbs.

**MODEL G3105  
ONLY \$119<sup>95</sup>**

#### EXTRA BELTS:

MODEL G1208 60 Grit Belts - 2 pk	\$1 <sup>95</sup>
MODEL G4262 80 Grit Belts - 2 pk	\$1 <sup>95</sup>
MODEL G1209 100 Grit Belts - 2 pk	\$1 <sup>95</sup>
MODEL G4263 120 Grit Belts - 2 pk	\$1 <sup>95</sup>
MODEL G1210 150 Grit Belts - 2 pk	\$1 <sup>95</sup>
MODEL G4264 180 Grit Belts - 2 pk	\$1 <sup>95</sup>
MODEL G4265 220 Grit Belts - 2 pk	\$1 <sup>95</sup>

#### EXTRA PSA DISCS:

MODEL G1445 60 Grit Discs - 3 pk	\$2 <sup>95</sup>
MODEL G4236 80 Grit Discs - 3 pk	\$2 <sup>95</sup>
MODEL G1446 100 Grit Discs - 3 pk	\$2 <sup>95</sup>
MODEL G4237 120 Grit Discs - 3 pk	\$2 <sup>95</sup>
MODEL G1447 150 Grit Discs - 3 pk	\$2 <sup>95</sup>
MODEL G4238 180 Grit Discs - 3 pk	\$2 <sup>95</sup>
MODEL G4239 220 Grit Discs - 3 pk	\$2 <sup>95</sup>



### COMBO SANDER 4" x 36" BELT — 6" DISC

All it takes is a heft to know that this Grizzly combo sander is in a class by itself. Built with plenty of cast iron and horsepower to spare, the Model G1020 offers all the amenities: Quick belt release, tracking adjustment, adjustable miter gauge and more. A trustworthy machine!

#### OTHER FEATURES:

- Quick-release lever for fast belt changing
- Quality 1/2 H.P. motor, 3450 RPM, 4 Amp
- Heavy-duty cast iron body with precision bearings (other sanders on the market have flimsy sheet metal bodies)
- Table tilts 45° in two directions
- Powder coated paint
- 2" dust port
- Shipping weight approx. 50 lbs.

**MODEL G1020  
ONLY \$119<sup>00</sup>**

#### EXTRA BELTS:

MODEL G1442 60 Grit Belts - 2 pk	\$4 <sup>95</sup>
MODEL G4279 80 Grit Belts - 2 pk	\$4 <sup>95</sup>
MODEL G1443 100 Grit Belts - 2 pk	\$4 <sup>95</sup>
MODEL G4280 120 Grit Belts - 2 pk	\$4 <sup>95</sup>
MODEL G1444 150 Grit Belts - 2 pk	\$4 <sup>95</sup>
MODEL G4281 180 Grit Belts - 2 pk	\$4 <sup>95</sup>
MODEL G4282 220 Grit Belts - 2 pk	\$4 <sup>95</sup>

#### EXTRA PSA DISCS:


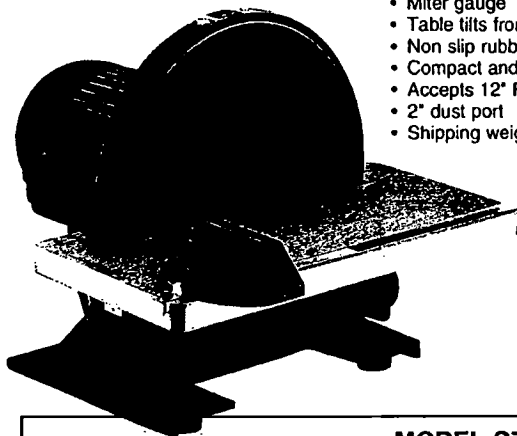
MODEL G1445 60 Grit Discs - 3 pk	\$2 <sup>95</sup>
MODEL G4236 80 Grit Discs - 3 pk	\$2 <sup>95</sup>
MODEL G1446 100 Grit Discs - 3 pk	\$2 <sup>95</sup>
MODEL G4237 120 Grit Discs - 3 pk	\$2 <sup>95</sup>
MODEL G1447 150 Grit Discs - 3 pk	\$2 <sup>95</sup>
MODEL G4238 180 Grit Discs - 3 pk	\$2 <sup>95</sup>
MODEL G4239 220 Grit Discs - 3 pk	\$2 <sup>95</sup>

## 12" DISC SANDER

When we tested this big disc sander, we were more than impressed by its smooth operation. A powerful 1 HP motor drives this heavy-duty machine for all day dependability. Features include a 8 1/4" x 17 1/4" cast aluminum table that tilts from 0° - 45°, cast iron base with built-in dust port, 110 volt - 10 Amp motor that turns at 1725 RPM and a miter gauge. This really is a super deal!

### FEATURES:

- 110V, 1 H.P., 10 Amp, TEFC motor
- Safety toggle on/off switch
- Large 17 1/4" x 8 1/4" aluminum table
- Miter gauge
- Table tilts from 0 - 45°
- Non slip rubber feet
- Compact and completely portable
- Accepts 12" PSA discs
- 2" dust port
- Shipping weight approx.: 66 lbs.



FOR EXTRA DISCS SEE PAGE 257

### MODEL G7297 12" DISC SANDER


SPECIAL ~~\$149<sup>95</sup>~~ **\$129<sup>95</sup>**

GRIZC-04302

## KNIFE BELT SANDER / BUFFER



(BUFFING WHEEL & BASE NOT INCLUDED)



Although we call this a "Knife Belt Sander", it is actually a very versatile sander with many different woodworking uses. Auxiliary arbor accepts buffing wheels, drum sanders or flap wheels. Belt can be changed in seconds with quick-release mechanism. Belt arm can be fully tilted. Without a doubt, this is the best knife belt sander around.

### FEATURES:

- Belt size - 2" x 72"-76" range
- Belt speed - 3600 FPM
- Motor size - 1 H.P., single phase, 110V
- Motor Amps - 14
- Motor speed - 1725 RPM
- Main arbor size - 1" dia. x 8"
- Auxiliary arbor size - 3/4"
- Height with belt arm horizontal - 11 1/2"
- Height with belt arm vertical - 39"
- Overall width - 29 1/2"
- Cast iron body
- All ball bearing construction
- Shipping weight approx. 110 lbs.

### REPLACEMENT BELTS

(ALUMINUM OXIDE IS FOR WOOD, SILICON CARBIDE IS FOR METAL)

MODEL	SIZE	GRIT	TYPE	PRICE
G2744	2" x 72"	60	Aluminum Oxide	\$ 4.95/pair
G2745	2" x 72"	100	Aluminum Oxide	\$ 4.95/pair
G2746	2" x 72"	150	Aluminum Oxide	\$ 4.95/pair
G2747	2" x 72"	220	Aluminum Oxide	\$ 4.95/pair


### Good Quality

G2748	2" x 72"	60	Silicon Carbide	\$ 5.95/pair
G4298	2" x 72"	80	Silicon Carbide	\$ 5.95/pair
G2749	2" x 72"	100	Silicon Carbide	\$ 5.95/pair
G4299	2" x 72"	120	Silicon Carbide	\$ 5.95/pair
G2750	2" x 72"	150	Silicon Carbide	\$ 5.95/pair
G4300	2" x 72"	180	Silicon Carbide	\$ 5.95/pair
G2751	2" x 72"	220	Silicon Carbide	\$ 5.95/pair

### Best Quality

G4872	2" x 72"	80	Silicon Carbide	\$ 9.95/ea.
G4873	2" x 72"	150	Silicon Carbide	\$ 9.95/ea.
G4874	2" x 72"	240	Silicon Carbide	\$ 9.95/ea.
G4875	2" x 72"	320	Silicon Carbide	\$ 9.95/ea.
G4876	2" x 72"	6000	Silicon Carbide	\$ 9.95/ea.

MODEL G1015  
ONLY ~~\$349<sup>00</sup>~~ **\$295<sup>95</sup>**



10" ALUMINUM/RUBBER WHEEL  
FOR G1015 KNIFE BELT SANDER  
MODEL G9242 ONLY \$59<sup>95</sup>

CALL 24 HOURS A DAY FROM ANYWHERE IN THE U.S.A. 1-800-523-4777


**SANDERS**

## COMBINATION SANDER 6" x 48" BELT, 9" DISC

**COMPLETELY RE-DESIGNED** for added accuracy and efficiency, our popular Model G1014Z offers an all-new quick release for lightening-fast belt changes and a convenient, single knob tracking control system. Still sized to fit the mid to large scale workshop, the G1014Z offers a single-phase, ¼ H.P. motor, shielded bearings on both belt rollers, heavy cast iron table and body, 2" dust port and a rock-solid, A-frame stand.

### FEATURES:

- ¼ H.P. motor
- Cast iron table, disc and body
- Quick belt-release mechanism
- Dual voltage motor pre-wired for 110V
- 3450 R.P.M., 10/5 amps
- 2300 S.F.P.M. belt speed
- Belt driven
- Shipping weight approx. 120 lbs.



QUICK RELEASE



GRAPHITE COATED  
PLATEN




TABLE TILTS 45°

SEE PAGE 257  
FOR ABRASIVE BELTS & DISCS

### MODEL G1014Z COMBINATION SANDER

**ONE OF OUR BEST BUYS! ONLY \$199<sup>95</sup>**



### — OPTIONAL ACCESSORIES —


#### 9" DISCS

MODEL	TYPE	GRIT	PRICE
G1217	9" PSA	60	\$2.95 /2 pk
G4244	9" PSA	80	\$2.95 /2 pk
G1218	9" PSA	100	\$2.95 /2 pk
G4245	9" PSA	120	\$2.95 /2 pk
G1219	9" PSA	150	\$2.95 /2 pk
G4246	9" PSA	180	\$2.95 /2 pk
G4247	9" PSA	220	\$2.95 /2 pk

#### 6" x 48" BELTS

MODEL	TYPE	GRIT	PRICE
G1214	6" x 48"	60	\$7.95 /2 pk
G4283	6" x 48"	80	\$7.95 /2 pk
G1215	6" x 48"	100	\$7.95 /2 pk
G4284	6" x 48"	120	\$7.95 /2 pk
G1216	6" x 48"	150	\$7.95 /2 pk
G4285	6" x 48"	180	\$7.95 /2 pk
G4286	6" x 48"	220	\$7.95 /2 pk

#### HEAVY-DUTY SHOP FOX® MOBILE BASE



This patented base is the most stable on the market with outrigger type supports. Adjusts from 19" x 20½" to 29½" x 29½". 600 lbs. capacity.

MODEL G7314 ONLY \$69<sup>95</sup>



## COMBINATION SANDER 6" x 48" BELT, 10" DISC

**SANDERS**

This combination 10" Disc and 6" x 48" belt sander features a larger disc than most other combination sanders of this size on the market today. The heavy cast iron disc is also precision balanced, resulting in extremely smooth operation. Heavy-duty construction makes this sander equally at home in the cabinet shop as well as a professional shop that expects more performance. Includes cabinet style stand with built-in storage, powder coated paint for durability and quick change belt release.

### FEATURES:

- Motor Size: 1 H.P. 110/220V Single Phase, 3450 R.P.M.
- Table: Precision Ground Cast Iron
- Belt Size: 6" x 48"
- Disc Size: 10" (Disc is Balanced Cast Iron)
- Belt Release: Quick Change
- Belt Speed: 2300 F.P.M.
- Switch: Safety Disconnect Type
- Stand: Cabinet Style, Powder Coated Paint
- Cord Length: 10' x 14 Gauge
- Includes Heavy-Duty Miter Gauge, Dust Port and All Ball Bearing Construction
- Shipping Weight: 170 lbs.

10" CAST  
IRON DISC

DUST PORT


QUICK  
CHANGE  
BELT  
RELEASE

1 H.P.  
MOTOR


DUST PORT

HEAVY-DUTY  
CABINET  
WITH  
INTERNAL  
SHELF

POWDER  
COATED  
PAINT



VERTICAL SANDING CAPABILITY



10" DISC SANDER

SEE PAGE 257  
FOR ABRASIVE BELTS & DISCS

GRIZC-04304

AVAILABLE FEBRUARY 2002  
MODEL G4790 COMBINATION 10" DISC SANDER

**INTRODUCTORY PRICE \$399<sup>95</sup>**



CALL 24 HOURS A DAY FROM ANYWHERE IN THE U.S.A. 1-800-523-4777



## DRUM / FLAP SANDER


This sander is a great addition to the shop needing to shape and finish contours. On one side, choose between a 3/4" diameter or a 4 1/4" diameter inflatable sanding drum. On the other is a 10 1/2" diameter by 7 1/4" long flap sander with twelve abrasive flaps backed up by flexible bristle brushes. Order replacement flap sandpaper in 6" wide rolls in the grit of your choice.

### FEATURES:

- Motor 1 H.P., 110 V, 1725 R.P.M.
- Toggle ON/OFF Safety Switch with locking tab
- Flap sander supplied with 180 grit paper
- Inflatable drum sizes are 4 1/4" x 7 1/8" and 3 1/4" x 7 1/8"
- 3/4" Arbor
- Benchtop footprint: 6 1/2" x 9" (base only)
- Shipping weight approx.: 65 lbs.

6" x 60" J WEIGHT ALUMINUM OXIDE ROLLS			
MODEL G9187	120 Gr.	ea.	\$5.95
MODEL G9188	180 Gr.	ea.	\$5.95
MODEL G9189	220 Gr.	ea.	\$5.95

SILICON CARBIDE SANDING SLEEVES			
MODEL G9202	3 1/4" dia.	60 Gr.	ea. \$2.95
MODEL G9203	3 1/4" dia.	80 Gr.	ea. \$2.95
MODEL G9204	3 1/4" dia.	100 Gr.	ea. \$2.95
MODEL G9205	3 1/4" dia.	120 Gr.	ea. \$2.95
MODEL G9206	3 1/4" dia.	150 Gr.	ea. \$2.95
MODEL G9207	3 1/4" dia.	180 Gr.	ea. \$2.95
MODEL G9214	4 1/4" dia.	60 Gr.	ea. \$2.95
MODEL G9215	4 1/4" dia.	80 Gr.	ea. \$2.95
MODEL G9216	4 1/4" dia.	100 Gr.	ea. \$2.95
MODEL G9217	4 1/4" dia.	120 Gr.	ea. \$2.95
MODEL G9218	4 1/4" dia.	150 Gr.	ea. \$2.95
MODEL G9219	4 1/4" dia.	180 Gr.	ea. \$2.95




ALUMINUM OXIDE SANDING SLEEVES			
MODEL G9196	3 1/4" dia.	60 Gr.	ea. \$2.95
MODEL G9197	3 1/4" dia.	80 Gr.	ea. \$2.95
MODEL G9198	3 1/4" dia.	100 Gr.	ea. \$2.95
MODEL G9199	3 1/4" dia.	120 Gr.	ea. \$2.95
MODEL G9200	3 1/4" dia.	150 Gr.	ea. \$2.95
MODEL G9201	3 1/4" dia.	180 Gr.	ea. \$2.95
MODEL G9208	4 1/4" dia.	60 Gr.	ea. \$2.95
MODEL G9209	4 1/4" dia.	80 Gr.	ea. \$2.95
MODEL G9210	4 1/4" dia.	100 Gr.	ea. \$2.95
MODEL G9211	4 1/4" dia.	120 Gr.	ea. \$2.95
MODEL G9212	4 1/4" dia.	150 Gr.	ea. \$2.95
MODEL G9213	4 1/4" dia.	180 Gr.	ea. \$2.95

MODEL H2491 Replacement Flap Brushes - Set of 12 **ONLY \$17<sup>95</sup>**

**MODEL G8749 DRUM / FLAP SANDER**  
**ONLY \$169<sup>95</sup>**

## 12" DOUBLE DISC SANDER

### CAST IRON DISCS!



Disc sanders are a great accessory to form and shape the edges of parts. Now you can double your capacity with this sander which has two 12" discs. This allows you to put a coarse grit disc on one side and a fine grit disc on the other. Speeds up finishing! The precision cast iron tables can be tilted 45° each way for angle work. Each side has its own 4" dust port to make hookup to a dust collection system a snap. The cast iron discs use PSA abrasive discs for quick change. Cabinet has storage below to store extra discs.

### FEATURES:

- Discs: 12" Cast Iron
- Table size: 14 1/2" x 7 1/4" with 3/4" x 3/4" miter slots
- Table tilts -45° to +45° up & down
- Motor 1 H.P., 110V, 1725 R.P.M.
- Overall dimensions: 43"H x 34 1/4"W x 15 1/4"D
- Push Button On/Off Switch
- 4" Dust Port Each Side
- Shipping weight approx.: 220 lbs.

**1725 R.P.M.!**

### HEAVY-DUTY SHOP FOX® MOBILE BASE

This patented base is the most stable on the market with outrigger type supports. Adjusts from 19" x 20 1/2" to 29 1/2" x 29 1/2". 600 lb. capacity.

MODEL G7314 **ONLY \$69<sup>95</sup>**

FOR EXTRA DISCS  
SEE PAGE 257

**MODEL G8793**  
**1 H.P. 1725 RPM DOUBLE DISC SANDER**  
**ONLY \$475<sup>00</sup>**

**\$55**  
ANYWHERE IN  
LOWER 48 STATES

## HEAVY-DUTY COMBINATION SANDERS 6" x 48" BELT — 12" DISC

SANDERS

Built to the scale and level of quality professional woodworkers demand, this heavy-duty sander features a 6" x 48" sanding belt that operates horizontally, vertically or at any angle in between. Both table supports tilt for any job.

### MITER GAUGE INCLUDED!

- Table size for belt: 7" x 12½"
- Table size for disc: 7" x 16½"
- 3" dust port
- Base measures: 16½"W x 14"D

The convenient, quick-release lever makes belt changes and tension adjustment a snap. Belt rollers are all shielded ball bearing type and the top roller has a fine-tuning knob for centering the belt for proper tracking. Powerful single phase, 1 H.P. motor, in 3,450 or 1,725 R.P.M. models. Shipping weight is approx. 155 lbs.

- G1183: 5,000 F.P.M. belt speed
- G1276: 2,500 F.P.M. belt speed

THIS MACHINE  
IS OF  
REMARKABLE  
QUALITY!

BOTH TABLES  
ARE  
PRECISION-GROUND  
CAST IRON!

MODEL G1183 — 3450 R.P.M.

ONLY \$399<sup>00</sup>



MODEL G1276 — 1725 R.P.M.

ONLY \$439<sup>00</sup>



Please note that we have been selling this reliable Taiwanese made machine for over 16 years.

Recently some mainland Chinese copies have hit the market —

Please assure yourself of the quality difference.

GRIZC-04306

## OSCILLATING SPINDLE SANDER



Sanding contoured edges and irregular shapes will be easy with this spindle sander! All the key features of the large professional machines in a low cost, stand mounted unit. A 14½" square table with miter gauge provides a solid base on which to locate your workpiece. The table can be tilted to 45° for bevel sanding. The ½ H.P. motor drives the 2" diameter spindle with a full 1" stroke.

### FEATURES:

- Ground cast iron 14½" x 14½" table tilts to 45°
- Floor-to-table height of 39½"
- ½ H.P., Single Phase, 4.6 Amp, TEFC motor
- 3450 R.P.M. spindle speed
- Includes stamped and welded steel stand
- Spindle oscillates at 64 strokes-per-min.
- Stroke length: 1"
- Built-in 2" dust collection port

- Shielded & permanently lubricated ball bearings
- Includes 80 grit sleeve for spindle, miter gauge and wrench set
- Shipping weight approx. 95 lbs.

### OPTIONAL ACCESSORIES

#### 3 PACK SANDING SLEEVES

MODEL H1474	2" x 5½", 60 Gr. ea.	\$5.95
MODEL H1475	2" x 5½", 80 Gr. ea.	\$5.95
MODEL H1476	2" x 5½", 100 Gr. ea.	\$5.95
MODEL H1477	2" x 5½", 120 Gr. ea.	\$5.95
MODEL H1478	2" x 5½", 150 Gr. ea.	\$5.95

MODEL G9922

ONLY \$175<sup>00</sup>



CALL 24 HOURS A DAY FROM ANYWHERE IN THE U.S.A. 1-800-523-4777

85



# OSCILLATING SPINDLE SANDER

**EXCLUSIVE 25" x 25" TABLE!**

This sander's big 25" x 25" table makes cabinet doors and other large projects a breeze to edge sand – and the wide variety of interchangeable spindles turn custom work into "child's" play. Our spindle sander will satisfy the needs of both the professional and serious hobbyist. We back this up with our warranty, parts and service.

## FEATURES:

- Cast iron 25" x 25" table tilts to 45°
- Ten spindle sizes: 1/4" x 5", 3/8" x 6", 1/2" x 6", 3/4" x 6", 3/4" x 9", 1" x 9", 1 1/2" x 9", 2" x 9", 3" x 9", 4" x 9", tapered and threaded
- Floor-to-table height of 35 1/2"
- Heavy-duty 1 H.P., 110/220V, TEFC motor
- 1725 R.P.M. spindle speed
- Includes formed and welded steel stand
- Spindle oscillates at 72 strokes-per-minute
- Stroke length: 1 1/2"
- Built-in 4" dust collection port
- Lubricated-for-life ball bearings
- Features ground steel table inserts and 100 grit sleeve for each spindle
- Powder coated paint
- Shipping weight approx. 300 lbs.




**INCLUDES  
10 SPINDLE  
SIZES!**



**MODEL G1071 OSCILLATING  
SPINDLE SANDER**

**ONLY \$525<sup>00</sup>**



## MINI SHOP FOX® MOBILE BASE

Adjusts from 10 1/2" x 14 1/2" to 17" x 21 1/2".  
Weights 32 lbs.

**MODEL G8683**

**ONLY \$59<sup>95</sup>**

Several of these G1071 Sanders are in use at the Taylor Guitar factory

## — OPTIONAL ACCESSORIES —

**3 OR MORE  
TAKE  
10% OFF!**

### SANDING SLEEVES

MODEL G3558	1/4" x 5", 60 Gr. ea.	\$ .99
MODEL G3559	1/4" x 5", 80 Gr. ea.	\$ .99
MODEL G4304	1/4" x 5", 100 Gr. ea.	\$ .99
MODEL G3560	1/4" x 5", 120 Gr. ea.	\$ .99
MODEL G4305	1/4" x 5", 150 Gr. ea.	\$ .99
MODEL G3561	3/8" x 6", 60 Gr. ea.	\$ 1.29
MODEL G3562	3/8" x 6", 80 Gr. ea.	\$ 1.29
MODEL G4306	3/8" x 6", 100 Gr. ea.	\$ 1.29
MODEL G3563	3/8" x 6", 120 Gr. ea.	\$ 1.29
MODEL G4307	3/8" x 6", 150 Gr. ea.	\$ 1.29
MODEL G3564	1/2" x 6", 60 Gr. ea.	\$ 1.29
MODEL G3565	1/2" x 6", 80 Gr. ea.	\$ 1.29
MODEL G4316	1/2" x 6", 100 Gr. ea.	\$ 1.29
MODEL G3566	1/2" x 6", 120 Gr. ea.	\$ 1.29
MODEL G4317	1/2" x 6", 150 Gr. ea.	\$ 1.29
MODEL G3567	3/4" x 6", 60 Gr. ea.	\$ 1.49
MODEL G3568	3/4" x 6", 80 Gr. ea.	\$ 1.49
MODEL G4318	3/4" x 6", 100 Gr. ea.	\$ 1.49

MODEL G3569	3/8" x 6", 120 Gr. ea.	\$ 1.49
MODEL G4319	3/8" x 6", 150 Gr. ea.	\$ 1.49
MODEL G3570	3/4" x 9", 60 Gr. ea.	\$ 1.99
MODEL G3571	3/4" x 9", 80 Gr. ea.	\$ 1.99
MODEL G4328	3/4" x 9", 100 Gr. ea.	\$ 1.99
MODEL G3572	3/4" x 9", 120 Gr. ea.	\$ 1.99
MODEL G4329	3/4" x 9", 150 Gr. ea.	\$ 1.99
MODEL G3599	1" x 9", 60 Gr. ea.	\$ 1.99
MODEL G3600	1" x 9", 80 Gr. ea.	\$ 1.99
MODEL G4338	1" x 9", 100 Gr. ea.	\$ 1.99
MODEL G3601	1" x 9", 120 Gr. ea.	\$ 1.99
MODEL G4339	1" x 9", 150 Gr. ea.	\$ 1.99
MODEL G3602	1 1/2" x 9", 60 Gr. ea.	\$ 1.99
MODEL G3603	1 1/2" x 9", 80 Gr. ea.	\$ 1.99
MODEL G4350	1 1/2" x 9", 100 Gr. ea.	\$ 1.99
MODEL G3604	1 1/2" x 9", 120 Gr. ea.	\$ 1.99
MODEL G4351	1 1/2" x 9", 150 Gr. ea.	\$ 1.99
MODEL G3605	2" x 9", 60 Gr. ea.	\$ 2.29

MODEL G3606	2" x 9", 80 Gr. ea.	\$ 2.29
MODEL G4360	2" x 9", 100 Gr. ea.	\$ 2.29
MODEL G3607	2" x 9", 120 Gr. ea.	\$ 2.29
MODEL G4361	2" x 9", 150 Gr. ea.	\$ 2.29
MODEL G3608	3" x 9", 60 Gr. ea.	\$ 3.49
MODEL G3609	3" x 9", 80 Gr. ea.	\$ 3.49
MODEL G4364	3" x 9", 100 Gr. ea.	\$ 3.49
MODEL G3610	3" x 9", 120 Gr. ea.	\$ 3.49
MODEL G4365	3" x 9", 150 Gr. ea.	\$ 3.49
MODEL G3611	4" x 9", 60 Gr. ea.	\$ 4.49
MODEL G3612	4" x 9", 80 Gr. ea.	\$ 4.49
MODEL G4366	4" x 9", 100 Gr. ea.	\$ 4.49
MODEL G3613	4" x 9", 120 Gr. ea.	\$ 4.49
MODEL G4367	4" x 9", 150 Gr. ea.	\$ 4.49



## 16" DRUM SANDER


We've taken the great features of our best-selling G1066 24" Drum Sander and down-sized them to create our Model G1079 16" Drum Sander. The Model G1079 features a high-output 2 H.P., TEFC drum motor - capable of turning two 6" drums at 2100 surface-feet-per-minute. A ¼ H.P., single-phase motor powers the sander's chain-drive conveyor mechanism.

Like its big brother, the 16" Drum Sander is equipped with three tough pressure rollers and two 4" dust collection ports. If you've been wanting a smaller version of our 24" drum sanding powerhouse, you're in luck!

### FEATURES:

- 2 H.P., 220V Drum motor provides 2100 surface FPM
- Handles stock up to 16" wide and 3½" thick
- Minimum stock length: 9"
- Separate ¼ H.P. motor drives the rubber conveyor belt at 11 FPM
- Three pressure rollers hold stock down firmly
- Heavy-duty steel cabinet
- 2 4" dia. dust ports
- State-of-the-art computer balanced drums
- Powder coated paint
- Shipping weight approx. 285 lbs.

**DRUMS ARE NON-RUBBERIZED**



COMES WITH STAND

**MODEL G1079 16" DRUM SANDER**  
**ONLY \$750<sup>00</sup>**




## 24" DRUM SANDERS

### FEATURES:

- 5 H.P., 220V Drum motor drives 2 aluminum sanding drums
- Handles stock up to 23½" and 4¼" thick
- ¼ H.P. Conveyor motor provides 11 FPM feed rate
- 6" wide paper installs easily onto the drums
- All steel and ball bearing construction
- 2 - 4" dia. dust ports for easy hook-up to a collection system
- State-of-the-art computer balanced drums
- Powder coated paint
- Shipping weight approx. 430 lbs.

*Customers have asked us why our drums are not rubber coated. Rubber-coated drums become "spongy" and do not sand evenly or parallel to the ends.*

**FOR DUST COLLECTORS**  
**SEE PAGES 96-98**



**THOUSANDS SOLD!**



**MODEL G1066**  
**24" DRUM SANDER**  
**ONLY \$1,095<sup>00</sup>**



GRIZC-04308

**MODEL G1066Z**  
**24" DRUM SANDER**  
**WITH VARIABLE SPEED**  
**ONLY \$1,595<sup>00</sup>**



**G1066Z AVAILABLE SPRING 2002**

### FEATURES:

- Variable speed conveyor
- Hook and loop sandpaper
- Industrial rubber conveyor belt (similar to wide belt sander belts)
- Control panel with amp load meter
- External micro adjustment on outfeed drum

**New!**

**As Low As \$425<sup>00</sup>**


Excludes tax & freight.

Excludes tax & freight.

**As Low As \$294<sup>00</sup>**



### — OPTIONAL ACCESSORIES —



**SUPER HEAVY-DUTY**  
**SHOP FOX® MOBILE BASE**  
Adjusts from 18" x 24½" to 28½" x 33½"  
**MODEL G7315 ONLY \$89<sup>95</sup>**  
Requires G8685 Extension Rails  
**36" EXTENSION RAILS FOR G7315**  
**MODEL G8685 ONLY \$29<sup>95</sup>**

**EXTRA SANDING PAPER**  
**(6" x 50' ROLL) PER ROLL**

<b>MODEL G2787</b>	60 Grit	<b>\$39.95</b>
<b>MODEL G2788</b>	100 Grit	<b>\$29.95</b>
<b>MODEL G2789</b>	150 Grit	<b>\$29.95</b>

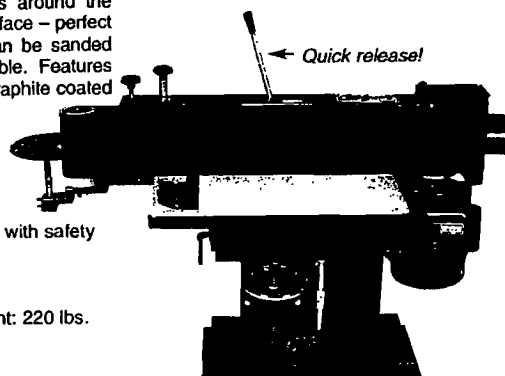
**CALL 24 HOURS A DAY FROM ANYWHERE IN THE U.S.A. 1-800-523-4777**

## 6" x 80" EDGE SANDER

The "heart-and-soul" of custom and production cabinet shops around the country! The Model G1531 offers 30" of platen-backed sanding surface – perfect for finishing sanding door edges and long stock. Curved panels can be sanded quickly and easily using the height-adjustable contoured support table. Features convenient adjustment knobs, quick belt release, shielded ball bearings, graphite coated platen & built-in dust hood.

### SPECIFICATIONS:

- 6" x 80" belt
- Graphite coated platen: 6¾" x 29¾"
- 22" x 10½" cast iron table with miter gauge
- Table tilts from +60° to -60°
- Contour sanding table 4¼" x 8", adjustable vertically 6"
- 1½ H.P. TEFC motor, 110V & 220V, prewired for 220V
- 1725 RPM motor delivers a 1800 FPM belt speed
- Mechanical ON/OFF switch with safety lock tab
- 4" dust port
- Powder coated paint
- Approximate shipping weight: 220 lbs.



**THIS IS A SUPER PRODUCER  
IN ANY SHOP!**

**MODEL G1531**  
**6" x 80" EDGE SANDER**  
**ONLY \$395<sup>00</sup>**

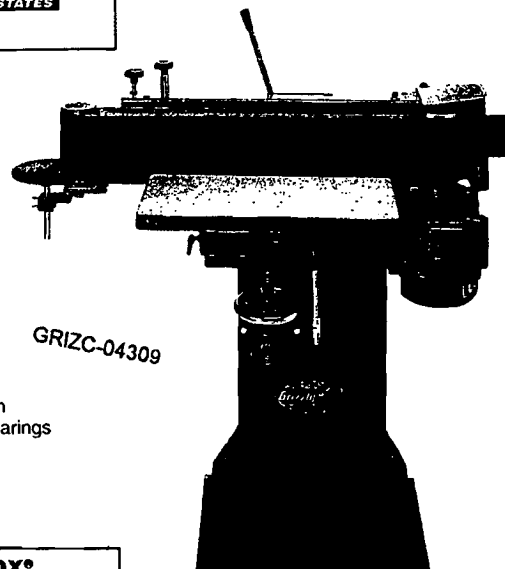


## 6" x 80" FLOOR MODEL EDGE SANDER

The Model G1140 offers nearly 30" of sanding surface – perfect for sanding door edges and long stock. Sand curved panels quickly and easily with the height-adjustable contoured support table. The Model G1140 can also be adjusted for horizontal face sanding. Includes adjustment knobs, quick belt release, ball bearing operation and built-in dust hood.

### SPECIFICATIONS:

- 1½ H.P. TEFC motor
- 1725 R.P.M. direct drive
- 22" x 10½" cast iron table
- Belt speed: 1,800 F.P.M.
- 60° - 0° - 60° table tilt
- 90° sanding belt tilt
- 35" table height
- Belt size: 6" x 80"
- Powder coated paint
- Graphite coated platen
- 110V/220V
- 16/8 Amps
- Mechanical ON/OFF switch
- Shielded and lubricated bearings
- Platen: 6¾" x 29¾"
- End table: 4¼" x 8"
- 4" Dust Port
- Shipping weight: 250 lbs.



**MODEL G1140**  
**ONLY \$475<sup>00</sup>**



### MINI SHOP FOX® MOBILE BASE

Adjusts from 10½" x 14½" to 17" x 21½".  
Weights 32 lbs.

**MODEL G8683** **ONLY \$59<sup>95</sup>**

### — OPTIONAL ACCESSORIES —

#### EXTRA BELTS (PAIR):



MODEL G1532	6" x 80" x 60 Grit	\$12 <sup>95</sup>
MODEL G4287	6" x 80" x 80 Grit	\$12 <sup>95</sup>
MODEL G1533	6" x 80" x 100 Grit	\$12 <sup>95</sup>
MODEL G4288	6" x 80" x 120 Grit	\$12 <sup>95</sup>
MODEL G1534	6" x 80" x 150 Grit	\$12 <sup>95</sup>
MODEL G4289	6" x 80" x 180 Grit	\$12 <sup>95</sup>
MODEL G4290	6" x 80" x 220 Grit	\$12 <sup>95</sup>

#### PRO-STIK.

#### ABRASIVE BELT CLEANERS

Extend the life of your belts!

Maxistick (1½" x 1½" x 8½")	
MODEL G1511	ONLY \$5 <sup>95</sup>
Magnum Stick (2" x 2" x 12")	
MODEL G1512	ONLY \$8 <sup>95</sup>



HORIZONTAL SANDING

## OSCILLATING EDGE SANDER

**SANDERS**

This new sander packs 460 pounds of board reducing, sawdust producing machinery into a powder coated, welded steel body. The powerful 2 H.P., single-phase, 220V motor powers the 6" x 108" belt 3500 surface feet per minute (SFPM), while driving the 1/4" oscillating stroke at the same time. With features like that, you can see why this thing is equipped with a 5" dust port. To top it off, the hefty 11 1/2" x 40" polished stainless steel table offers a super stable platform that is spring loaded to easily adjust from 33" to 41" off the floor. What a machine!

### FEATURES:

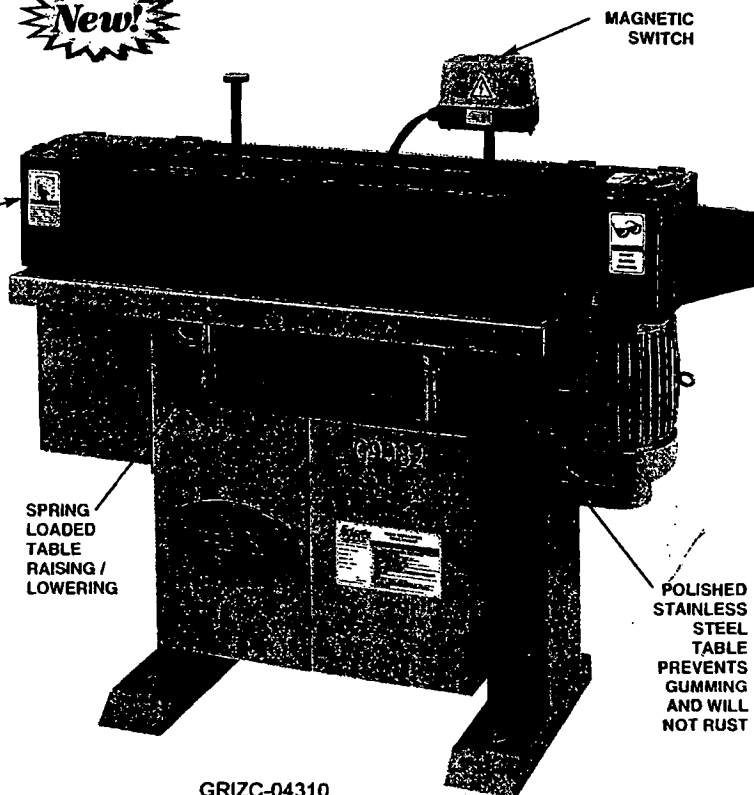
- Sanding belt oscillates 1/4"
- Quick belt release
- Fully adjustable belt tracking and tension
- 2 H.P., 220V, 1720 RPM single phase motor
- Magnetic switch
- 5" Dust port
- 8" vertical table height adjustment
- Table tilts 45°

### SPECIFICATIONS:

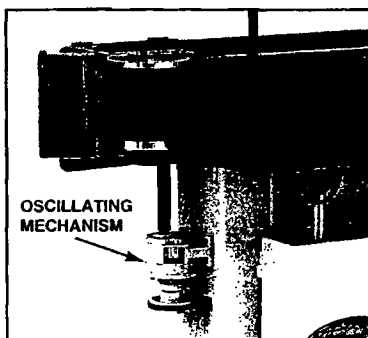
- Table size: 11 1/2" x 40"
- Table vertical travel: 24"
- Platen size: 35" x 8" graphite coated
- Base size: 32 1/2" x 18"
- Sanding belt size: 6" x 108"
- Belt speed: 3500 SFPM
- Drive wheel diameter: 8"
- Approx. shipping weight: 460 lbs.



END  
GUARD  
CAN BE  
OPENED



GR9982



OSCILLATING  
MECHANISM



MODEL G9982  
OSCILLATING EDGE SANDER  
ONLY \$1295<sup>00</sup>



### — OPTIONAL ACCESSORIES —

#### ALUMINUM OXIDE 6"W x 108"L BELTS

MODEL	GRIT	PRICE	3 OR MORE
H3757	60	\$11.95 ea	\$10.95
H3758	80	\$10.95 ea	\$9.95
H3759	100	\$10.95 ea	\$9.95
H3760	120	\$10.95 ea	\$9.95
H3761	150	\$10.95 ea	\$9.95

#### PRO-STIK

#### ABRASIVE BELT CLEANERS

Extend the life of your belts!

Maxistick (1 1/2" x 1 1/2" x 8 1/2")	
MODEL G1511	ONLY \$5 <sup>95</sup>
Magnum Stick (2" x 2" x 12")	
MODEL G1512	ONLY \$8 <sup>95</sup>

As Low As **\$1295<sup>00</sup>**  
Excludes tax & freight.


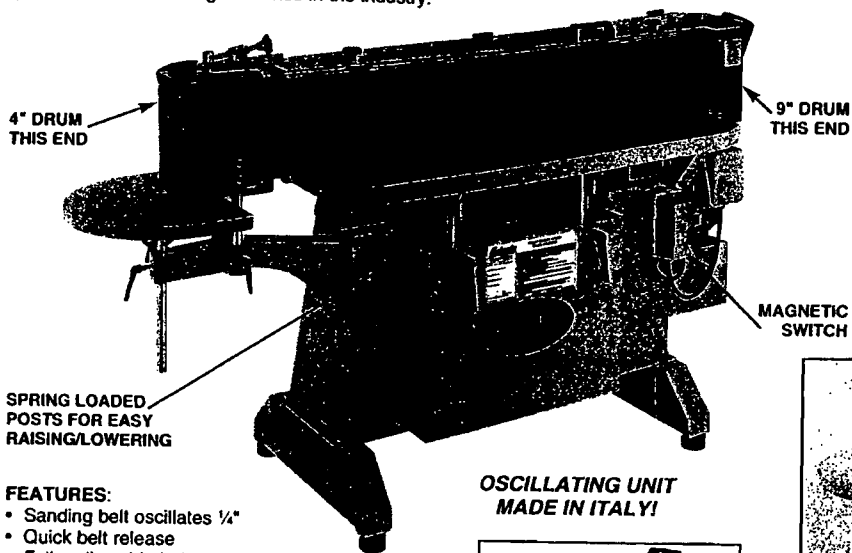
CALL 24 HOURS A DAY FROM ANYWHERE IN THE U.S.A. 1-800-523-4777

**SANDERS**

# INDUSTRIAL OSCILLATING EDGE SANDER

**New!**

A true sanding giant, the Model G9984 is a massive 792 pounds. Built for those that demand the biggest and the best tools for their shop, this sander has production shop quality written all over it. From the sturdy cast aluminum spring loaded table to the contoured edge sanding capability, this machine has been intelligently engineered from start to finish. Try this machine on your toughest, most demanding sanding tasks and we are sure you will be fully satisfied. Leave it to Grizzly® to go beyond average and bring you the hardest working machines in the industry.




Oscillating Mechanism on Motor Side




Independently Adjustable End Table

**OSCILLATING UNIT  
MADE IN ITALY!**



Belt Tension Mechanism



View from the Back

GRIZC-04311

**FEATURES:**

- Sanding belt oscillates 1/4"
- Quick belt release
- Fully adjustable belt tracking and tension
- 3 H.P., 220V, 1750 RPM, 18 amp, single phase motor or 3 H.P., 220V, 1750 RPM, 9 amp, three phase motor
- Magnetic switch
- 4" Dust port
- 8" vertical table height adjustment
- Table tilts 45°

**SPECIFICATIONS:**

- Table size: 11 1/4" x 47 3/4"
- Platen size: 47 1/2" x 9 1/2" graphite coated
- Base size: 42" x 24 1/2"
- Sanding belt size: 9" x 138 1/2"
- Belt speed: 4120 FPM
- Drive wheel diameter: 9"
- Table Height (from bottom of base): 33" to 41"
- Contour Table Dimensions: 18" x 13"
- Contour Table Travel: 7"
- Approx. shipping weight: 792 lbs.

As Low As **\$2,395**  
Excludes tax & freight.

**MODEL G9984**  
**3 H.P. SINGLE PHASE**  
**INTRODUCTORY PRICE \$2,395<sup>00</sup>**

**\$150**  
ANYWHERE IN LOWER 48 STATES

**MODEL G9985**  
**3 H.P. THREE PHASE**  
**INTRODUCTORY PRICE \$2,395<sup>00</sup>**

**\$150**  
ANYWHERE IN LOWER 48 STATES


**— OPTIONAL ACCESSORIES —**

**ALUMINUM OXIDE 9"W x 138 1/2"L BELTS**

MODEL	GRIT	PRICE	3 OR MORE
H4181	60	\$25.95 ea	\$23.95
H4182	80	\$23.95 ea	\$21.95
H4183	100	\$21.95 ea	\$19.95
H4184	120	\$21.95 ea	\$19.95
H4185	150	\$21.95 ea	\$19.95

**PRO-STIK.  
ABRASIVE BELT CLEANERS**


Maxistick (1 1/2" x 1 1/2" x 8 1/2")  
**MODEL G1511 ONLY \$5<sup>95</sup>**  
Magnum Stick (2" x 2" x 12")  
**MODEL G1512 ONLY \$8<sup>95</sup>**



# STROKE SANDER

**SANDERS**

Sand doors, wide boards and panels with ease. This large capacity Stroke Sander can handle heavy stock removal, yet still allows for fine finishing. Manually operated platen slides on ball bearing rollers so you can apply just the right amount of pressure at just the right spot. Table has 24" of vertical travel and 18" of lateral travel. With its versatile table and 3 H.P., 220V motor, this Stroke Sander is truly a production piece of equipment!



## FEATURES:




- Sliding ways travel on ball bearings
- Table elevation is manually operated
- Fully adjustable belt tracking and tension
- 3 H.P., 220V, 1725 RPM motor
- Two - 4" Dust ports
- Platen handle swivels left and right

## SPECIFICATIONS:

- Table size: 58" x 23 1/2"
- Table vertical travel: 24"
- Platen horizontal travel: 59"
- Table front to back travel: 18"
- Sanding belt size: 6" x 186"
- Belt speed: 3500 SFPM
- Drive wheel diameter: 8"
- Approx. shipping weight: 760 lbs.

As Low As **\$1,595**  
Excludes tax & freight

**EVERY CABINET SHOP NEEDS ONE OF THESE!**



**MODEL G5394  
STROKE SANDER  
ONLY \$1,595<sup>95</sup>**

**150**  
ANYWHERE IN LOWER 48 STATES

SEE PAGES 96-103  
FOR  
DUST COLLECTION  
& ACCESSORIES

GRIZC-04312

## — OPTIONAL ACCESSORIES —

### STROKE SANDER BELTS 6" x 186" BELTS

*These high quality  
"J" weight cloth backed belts  
last longer, sand smoother!*

MODEL	TYPE	GRIT	PRICE
G5443	6" x 186"	60	\$15.95 ea
G5444	6" x 186"	80	\$15.95 ea
G5445	6" x 186"	100	\$15.95 ea
G5446	6" x 186"	120	\$15.95 ea
G5447	6" x 186"	150	\$15.95 ea
G5448	6" x 186"	180	\$15.95 ea
G5449	6" x 186"	220	\$15.95 ea



**CALL 24 HOURS A DAY FROM ANYWHERE IN THE U.S.A. 1-800-523-4777**




**SANDERS**

## 15" WIDE-BELT SANDER (OPEN END)

**New!**

If you are looking for the features and construction of some of our bigger machines, but lack the space or necessity for their size, the G9983 packs a lot of machine into a small amount of real estate. With a footprint of only 29" square, this heavy-duty sander is capable of sanding a 30" wide workpiece in two passes. There is even an adjustable side support that slides out from the side of the machine, eliminating the need for aftermarket supports. Other quality features such as an amp meter, separate table feed motor and pneumatically controlled belt oscillation make this nothing short of a high caliber machine.




### FEATURES:

- Independent conveyor and sanding belt motor control
- Pneumatic belt tensioning
- Pneumatic belt tracking
- Two rubber pressure rollers
- Amp meter
- Safety shut-off bar
- Inch/metric thickness scale
- Disc brake for emergency stops
- 5" dust port

### SPECIFICATIONS:

- Overall dimensions: 61½"H x 32½"D x 35"W
- Conveyor Speed 13 & 16.4 F.P.M.
- Belt feed motor: ¼ H.P.
- Sanding belt motor: 5 H.P.
- Requires single-phase, 220V electrical and 50-70 PSI air
- Approx. shipping weight: 1,000 lbs.



SUPPORT RAIL EXTENDS FOR WIDE WORK

GRIZC-04313

As Low As **\$2,795**  
Excludes tax & freight.

**MODEL G9983**  
**15" WIDE-BELT SANDER**  
**(OPEN END)**  
**ONLY \$2,795<sup>00</sup>**

**\$200**  
ANYWHERE IN LOWER 48 STATES

### — ADDITIONAL BELTS —

#### ALUMINUM OXIDE 16"W x 48"L BELTS

MODEL	GRIT	PRICE	3 OR MORE
H4173	60	\$17.95 ea	\$15.95
H4174	80	\$17.95 ea	\$15.95
H4175	100	\$17.95 ea	\$15.95
H4176	120	\$17.95 ea	\$15.95
H4177	150	\$17.95 ea	\$15.95



## 10 H.P. 24" WIDE-BELT SANDER

**SANDERS**

This machine was developed in collaboration with a famous luthier who wanted a machine that could sand very short and very thin pieces. The main features that enable it to process short pieces efficiently are the single drum and the double infeed and double outfeed pressure rollers that are tucked in closer to the drum. The result is that you have continued downward pressure on extremely thin stock as short as 8 1/2". That is the distance between the first infeed and first outfeed pressure rollers. The feed belt is made of harder rubber to prevent distortion of thin stock while sanding. The result is that you get perfectly parallel sanding in any thickness of stock. It includes features like digital read out, powered table elevation, four screw jacks for table support, two feed speeds, disc brake stopping system, dust proof photo-electric eye / pneumatic control for belt oscillation and separate motors for the drum, the feed rollers and the table elevation.

### FEATURES:

- Convenient control panel with separate switches for each motor
- Load sensing system
- Disc Brake system for emergency stops
- Double infeed and outfeed pressure rollers
- Variable feed speeds
- Easy belt change
- Pneumatic sanding belt oscillation control
- Accurate reading vernier thickness scale
- Digital readout to within .001"

**THIS SANDER WILL  
PRODUCE RESULTS  
EQUAL TO ITS  
STUNNING LOOKS!**



Excludes tax & freight.

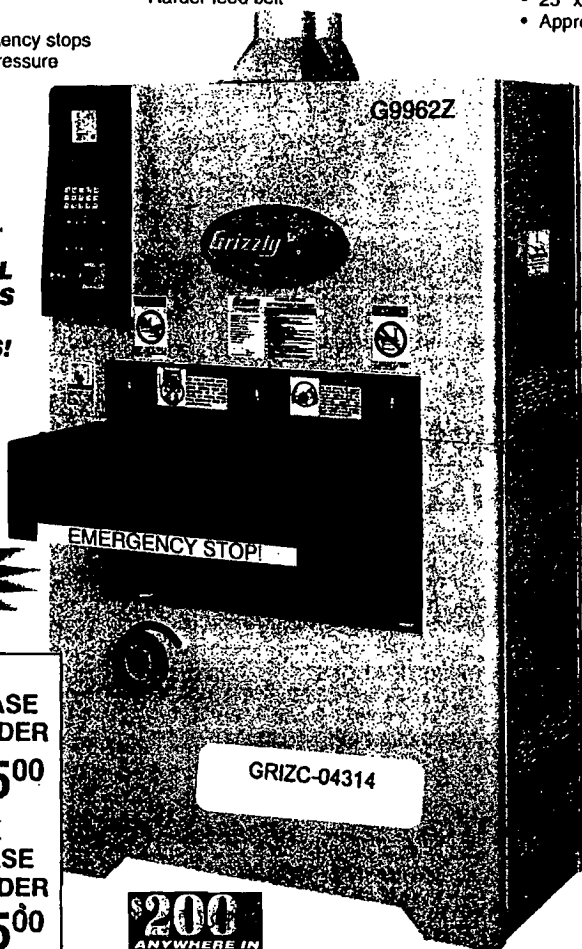


**MODEL G9962Z  
10 H.P. SINGLE PHASE  
24" WIDE-BELT SANDER**


**ONLY \$6,495<sup>00</sup>**

**MODEL G9962ZX  
10 H.P. THREE PHASE  
24" WIDE-BELT SANDER**

**ONLY \$6,495<sup>00</sup>**



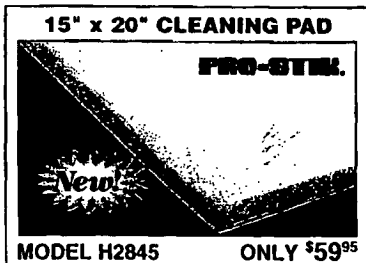
**\$200  
ANYWHERE IN  
LOWER 48 STATES**



SANDING BELT MECHANISM



SANDING DRUM DISC BRAKE



MODEL H2845

ONLY \$59<sup>95</sup>

### — ADDITIONAL BELTS —

#### "Y" WEIGHT POLYESTER BACKING ABRASIVE BELTS 25"W x 60"L BELTS

MODEL	TYPE	GRIT	PRICE	3 OR MORE
G8675	Aluminum Oxide	60	\$29.95 ea	\$25.95
G8676	Aluminum Oxide	80	\$29.95 ea	\$25.95
G8677	Aluminum Oxide	100	\$29.95 ea	\$25.95
G8678	Aluminum Oxide	120	\$29.95 ea	\$25.95
G8679	Aluminum Oxide	150	\$29.95 ea	\$25.95

CALL 24 HOURS A DAY FROM ANYWHERE IN THE U.S.A. 1-800-523-4777

**SANDERS**

## INDUSTRIAL 25" WIDE-BELT SANDER

We looked at and tested a number of wide belt sanders and chose these 25" and 37" machines for their ease of maintenance, durability and great results. These major shop machines with convenient operator control panels, safety stop bars and three separate motors are designed to be used hour after hour and day after day, providing you with tremendous production capabilities. And, best of all, we are offering these reliable units at reduced prices due to our huge buying power and our direct sale to you.

**NOW AVAILABLE IN 220V SINGLE PHASE**

### FEATURES:

- Sands up to 24" wide by 5" thick
- 3 separate drive motors for sanding belt, table raising and belt feed
- Table feed and table height adjustment with separate controls from front panel
- Pneumatic belt tension / tracking
- Electronic eye for oscillator control and limit switch
- Emergency shut off to eliminate belt run-off damage
- Three phase, 220/440 Volt
- Load meter

### SPECIFICATIONS:

- Overall dimensions: 67½"H x 54"D x 52"W
- Variable speed conveyor 17.5 - 80 FPM
- Belt feed motor: 1 H.P.
- Sanding drum motor: 10 H.P. (both models)
- Table height motor: ½ H.P.
- Requires three phase, 220V/440V electrical and 50 PSI air
- Drum diameter: 5½"
- Sanding belt speed: 2800 SFPM
- Weight in place: 1830 lbs.
- Approx. shipping weight: 2100 lbs.

As Low  
As **\$1,425**  
Excludes tax & freight.

**MODEL G7216 3 PHASE, 25" WIDE-BELT SANDER**  
(PRICE REDUCTION DUE TO FAVORABLE CURRENCY)

~~\$6,995<sup>00</sup>~~ **ONLY \$5,995<sup>00</sup>** **300**

**MODEL G9964 25" WIDE-BELT SANDER**  
**WITH SINGLE PHASE MOTOR**

**ONLY \$5,995<sup>00</sup>** **300**

### — OPTIONAL ACCESSORIES —

**"Y" WEIGHT POLYESTER BACKING**  
**ABRASIVE BELTS 25"W x 60"L BELTS**

MODEL	TYPE	GRIT	PRICE	3 OR MORE
G8675	Aluminum Oxide	60	\$29.95 ea	\$25.95
G8676	Aluminum Oxide	80	\$29.95 ea	\$25.95
G8677	Aluminum Oxide	100	\$29.95 ea	\$25.95
G8678	Aluminum Oxide	120	\$29.95 ea	\$25.95
G8679	Aluminum Oxide	150	\$29.95 ea	\$25.95

## INDUSTRIAL 37" WIDE-BELT SANDER

**NOW AVAILABLE**  
**IN 220V**  
**SINGLE PHASE**


Whether you're a huge furniture factory or a one man production shop, you know the man hours it takes to prepare stock for finishing. Our Grizzly Wide Belt Sanders make it cost effective to sand doors, frames, panels and wood parts in preparation for the finishing room for a perfect finish. You'll get the exact results you couldn't achieve from hand sanding, and best of all, the time it saves will actually save you money in the long run. Air control belt replacement is super fast.

### FEATURES:

- Sands up to 36" wide by 5" thick
- 3 separate drive motors for sanding belt, table raising and belt feed
- Table feed and table height adjustment with separate controls from front panel
- Pneumatic belt tension / tracking
- Electronic eye for oscillator control and limit switch
- Emergency shut off to eliminate belt run-off damage
- Load meter

### SPECIFICATIONS:

- Overall Dimensions: 67½"H x 65"D x 69"W
- Variable speed conveyor: 17.5 - 80 FPM
- Belt feed motor: 2 H.P.
- Sanding drum motor: 15 H.P. (3 phase model)
- Table height motor: ½ H.P.
- Requires three phase, 220V/440V electrical and 50 PSI air
- Drum diameter: 5½"
- Sanding belt speed: 2800 SFPM
- Weight in place: 2530 lbs.
- Approx. shipping weight: 2478 lbs.



GRIZC-04315

As Low  
As **\$1,800**  
Excludes tax & freight.

**MODEL G7217 3 PHASE, 37" WIDE-BELT SANDER**  
(PRICE REDUCTION DUE TO FAVORABLE CURRENCY)

~~\$9,995<sup>00</sup>~~ **ONLY \$7,995<sup>00</sup>** **300**

**MODEL G9965 37" WIDE-BELT SANDER**  
**WITH 10 H.P. SINGLE PHASE MOTOR**

**ONLY \$7,995<sup>00</sup>** **300**

### — OPTIONAL ACCESSORIES —

**"Y" WEIGHT POLYESTER BACKING**  
**ABRASIVE BELTS 37"W x 60"L BELTS**


MODEL	TYPE	GRIT	PRICE	3 OR MORE
G7998	Aluminum Oxide	60	\$39.95 ea	\$35.95
G7999	Aluminum Oxide	80	\$37.95 ea	\$33.95
G8000	Aluminum Oxide	100	\$34.95 ea	\$31.95
G8001	Aluminum Oxide	120	\$34.95 ea	\$31.95
G8002	Aluminum Oxide	150	\$34.95 ea	\$31.95



## SUPER INDUSTRIAL DUTY 43" & 51" WIDE-BELT SANDERS

SANDERS

When your sanding needs fall under the category of production level, look no further than Grizzly for your wide belt sander. Manufactured for the industrial user, these machines feature state-of-the-art electronics, precisely engineered components and innovative design and construction. Whether you need to sand a silky smooth finish on a highly figured tabletop, dimension rough lumber or simply run panels all day long, these sanders will make light work of the toughest jobs.



43"



51"

### SPECIFICATIONS:

- Main spindle motor:
- Voltage:
- Belt feed motor:
- Table lifting / lowering motor:
- Pressure roller type (double):
- Infeed belt roller type:
- Outfeed belt roller type:
- Belt roller diameter (each):
- Platen:
- Size of sanding belt:
- Shipping weight approx.

### 43" MODEL

25 H.P.  
220/440V, 3 Phase  
2 H.P.  
1/4 H.P.  
Rubber  
Rubber  
Steel  
4"  
Felt covered/Adjustable  
43" x 60"  
2420 lbs.

### 51" MODEL

30 H.P.  
220/440V, 3 Phase  
2 H.P.  
1/4 H.P.  
Rubber  
Rubber  
Steel  
4"  
Felt covered/Adjustable  
51" x 60"  
2860 lbs.

### OTHER FEATURES: (both models)

- 4-post table lifting & lowering system
- Variable feed speeds
- Power table lifting & lowering
- Limit switch
- Digital readout

### 15" x 20" CLEANING PAD

PRO-STEEL



The perfect accessory for wide-belt sanders, just set your table and feed this cleaning pad through for longer lasting abrasive belts. Pad measures 15" x 20" x 1 1/8" high.

MODEL H2845 ONLY \$59<sup>95</sup>

As Low As \$309<sup>00</sup>  
Excludes tax & freight.

As Low As \$353<sup>97</sup>  
Excludes tax & freight.

### MODEL G9979

43" WIDE-BELT SANDER, 3 PHASE

ONLY \$12,995<sup>00</sup>

\$300  
ANYWHERE IN  
LOWER 48 STATES

### MODEL G9980

51" WIDE-BELT SANDER, 3 PHASE

ONLY \$15,995<sup>00</sup>

\$300  
ANYWHERE IN  
LOWER 48 STATES

### — OPTIONAL ACCESSORIES —

#### ALUMINUM OXIDE 43"W x 60"L BELTS

MODEL	TYPE	GRIT	PRICE	3 OR MORE
H3747	Alum. Oxide	60	\$46.95 ea	\$42.95
H3748	Alum. Oxide	80	\$41.95 ea	\$38.95
H3749	Alum. Oxide	100	\$37.95 ea	\$34.95
H3750	Alum. Oxide	120	\$37.95 ea	\$34.95
H3751	Alum. Oxide	150	\$37.95 ea	\$34.95

### — OPTIONAL ACCESSORIES —

#### ALUMINUM OXIDE 51"W x 60"L BELTS

MODEL	TYPE	GRIT	PRICE	3 OR MORE
H3752	Alum. Oxide	60	\$52.95 ea	\$48.95
H3753	Alum. Oxide	80	\$49.95 ea	\$46.95
H3754	Alum. Oxide	100	\$41.95 ea	\$38.95
H3755	Alum. Oxide	120	\$41.95 ea	\$38.95
H3756	Alum. Oxide	150	\$41.95 ea	\$38.95

CALL 24 HOURS A DAY FROM ANYWHERE IN THE U.S.A. 1-800-523-4777

95

**DUST  
COLLECTION**

## DUST COLLECTION SYSTEMS!

GRIZC-04317

Effective dust collection not only keeps your shop cleaner and more pleasant to work in, it can also keep you healthier. Our systems feature powerful motors and convenient collection bags — so they're ideal for just about any-sized woodworking operation.

FULLY MOBILE. CHECK OUR LOW PRICE!

### 1 H.P. DUST COLLECTOR

INCLUDES  
WALL  
MOUNTING  
BRACKETS

**Grizzly**



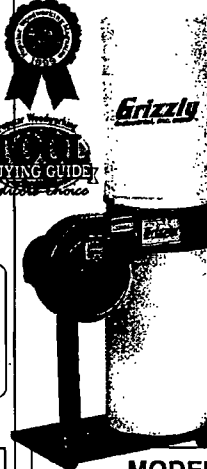
- Motor Size: 1 H.P., single phase
- Motor Amp Draw (at 110V/220V): 14 / 7
- Number of 4" Intake Holes: 1
- Portable Base Size: 14" x 14"
- Number of Machines it can handle: 1
- Height (With bags inflated): 19½"
- Bag Size (Diameter x depth): 13½" x 24"
- Powder coated paint
- Impeller: Balanced Steel, Radial Fin
- Air Suction Capacity: 450 CFM
- Static Pressure: 2.76"
- Approx. Shipping Weight: 58 lbs.



**MODEL G1163**  
**1 H.P. DUST COLLECTOR**  
**ONLY \$149<sup>95</sup>**

### 1 H.P. DUST COLLECTOR

**Grizzly**



A great little workhorse at an incredible price! This is a great machine for sanders, router tables, shapers and other work. It's also very portable, so you can take it to the job site where it can handle the big jobs a regular shop vacuum can't handle.

- Motor Size: 1 H.P., single phase
- Motor Amp Draw (at 110V): 14
- Number of 4" Intake Holes: 1
- Portable Base Size: 15" x 25½"
- Height (With bags inflated): 63"
- Bag Size (Diameter x depth): 14½" x 23" (2)
- Powder coated paint
- Bag Capacity: 2 Cubic Feet
- Impeller: Balanced Steel, Radial Fin
- Air Suction Capacity: 500 CFM
- Static Pressure: 2.76"
- Approx. Shipping Weight: 79 lbs.

**MODEL G8027**  
**1 H.P. DUST COLLECTOR**  
**ONLY \$129<sup>95</sup>**

**\$30**  
ANYWHERE IN  
LOWER 48 STATES

### 1½ H.P. DUST COLLECTOR

This large capacity dust collector runs at 110/220 volts giving you the flexibility to run in any shop situation. A real performer!



**Grizzly**



- Motor Size: 1½ H.P., single phase, 3450 RPM 110V/220V
- Motor Amp Draw (at 110V/220V): 14 / 7
- 6" inlet "Y" with 2 - 4" openings
- Portable Base Size: 21½" x 33½"
- Bag Volume: 5.4 Cubic Feet
- Height (With bags inflated): 78"
- Bag Size (Dia. x depth): 19" x 33" (2)
- Powder coated paint
- Impeller: Balanced Steel, Radial Fin 10"
- Air Suction Capacity: 1300 CFM
- Static Pressure: 10.3"
- Standard Bag Filtration: 30 Micron
- Approx. Shipping Weight: 115 lbs.

**MODEL G1028Z**  
**1½ H.P. DUST COLLECTOR**  
**REG \$265<sup>00</sup> NOW \$239<sup>95</sup>**

**\$55**  
ANYWHERE IN  
LOWER 48 STATES

**SHOP FOX®  
REMOTE CONTROL**  
110V - 75' Range



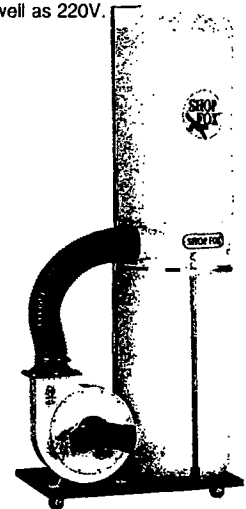
**MODEL  
H2797  
ONLY  
\$39<sup>95</sup>**



### 2 H.P. DUST COLLECTOR

A powerful new dust collector from Shop Fox®! This unit features a 12" steel impeller and has a 2 H.P. motor that runs on 110V as well as 220V.

- Motor Size: 2 H.P., prewired to 220V, single phase, 3450 RPM
- Motor Amp Draw: 12 Amps (220V only)
- Has a 6" inlet with a removable "Y" fitting with two 4" openings
- Portable Base Size: 21½" x 33½"
- Bag Volume: 5.4 Cubic Feet
- Height (With bags inflated): 78"
- Bag Size (Dia. x depth): 19" x 33" (2)
- Powder coated paint
- Impeller: Balanced Steel, Radial Fin 12"
- Air Suction Capacity: 1550 CFM
- Static Pressure: 12.3"
- Standard Bag Filtration: 30 Micron
- Approx. Shipping Weight: 130 lbs.



**MODEL G9975 SHOP FOX®**  
**2 H.P. DUST COLLECTOR**  
**ONLY \$275<sup>00</sup>**

**\$55**  
ANYWHERE IN  
LOWER 48 STATES


## 2 H.P. DUST COLLECTOR

This is one of our top sellers and for good reasons. We have been selling this unit for years and has proven itself in thousands of shops around the country. We have all the parts, service and expertise for you to buy in total confidence.

We buy these units direct in huge quantities with no middleman and pass the savings on to you.



**Grizzly**



### INCLUDES FREE 2 STAGE CYCLONE SEPARATOR!


- Motor Size: 2 H.P., 220V, single phase, 3450 RPM
- Motor Amp Draw: 12 Amps (220V only)
- Has a 6" inlet with a removable "Y" fitting with two 4" openings
- Portable Base Size: 21½" x 33½"
- Bag Volume: 5.4 Cubic Feet
- Height (With bags inflated): 78"
- Bag Size (Dia. x depth): 19" x 33" (2)
- Powder coated paint
- Impeller: Balanced Steel, Radial Fin 12"
- Air Suction Capacity: 1550 CFM
- Static Pressure: 12.3"
- Standard Bag Filtration: 30 Micron
- Approx. Shipping Weight: 130 lbs.

**MODEL G2525**  
**ONLY \$6<sup>95</sup>**  
FOR MORE DETAILS  
SEE PAGE 294

**MODEL G1029**  
**2 H.P. DUST COLLECTOR**  
REG ~~\$279<sup>95</sup>~~ NOW **\$249<sup>95</sup>**

**\$55**  
ANYWHERE IN  
LOWER 48 STATES

**FREE**  
**WITH PURCHASE OF G1029**  
**2 STAGE CYCLONE**  
**SEPARATOR**  
**G3376 A \$29<sup>95</sup> VALUE**



TRASH CAN  
NOT INCLUDED

Converts your single stage dust collector into a 2 stage dust collection beast! Removes heavy wood chips and other debris before it reaches the dust collector, saving loads of time emptying bags and trips to the dumpster!



## 3 H.P. DUST COLLECTOR

- Motor Size: 3 H.P., 220V, single phase, 3450 RPM
- Motor Amp Draw: 15 Amps (220V only)
- Has a 6" inlet with a removable "Y" fitting with three 4" openings
- Portable Base Size: 21½" x 49½"
- Bag Capacity: 10.8 Cubic Feet
- Height (With bags inflated): 78"
- Bag Size (Diameter x depth): 19" x 33" (4)
- Powder coated paint
- Impeller: Balanced Steel, Radial Fin 12"
- Air Suction Capacity: 2300 CFM
- Static Pressure: 16.7"
- Standard Bag Filtration: 30 Micron
- Approx. Shipping Weight: 170 lbs.

FULLY MOBILE.  
CHECK OUR LOW PRICE!

### DUST COLLECTION BASICS BOOK

**MODEL G2525**  
**ONLY \$6<sup>95</sup>**  
FOR MORE  
DETAILS  
SEE PAGE 294




**MODEL G1030**  
**3 H.P. DUST COLLECTOR**  
REG ~~\$455<sup>00</sup>~~ NOW **\$449<sup>00</sup>**

**\$55**  
ANYWHERE IN  
LOWER 48 STATES

**DUST  
COLLECTION**

## 4 H.P. DUST COLLECTOR

This is the perfect dust collector for shops that have long runs and multiple machines, yet don't have the height room to accommodate our 12 foot giant below. A large 13" fan can handle four machines simultaneously for a total suction capacity of 3,560 CFM. Convenient caster base allows you to move this unit easily.



### SPECIFICATIONS:

- Air suction capacity: 3560 CFM
- Machine hook-up capacity: 4 or more
- Impeller size and type: 13" balanced steel
- Intake port without manifold: 9"
- Intake port with manifold: 4 x 4"
- Motor size: 4 H.P. Single Phase, 220V
- Switch type: Magnetic
- Base size: 24"W x 69"L
- Overall height: 102"
- Bag size top: 19 1/2" x 47"H
- Bag size bottom: 19 1/2" x 37 1/2"H
- Approximate shipping weight: 320 lbs.

### — REPLACEMENT BAGS —

H0780	Upper Factory Replacement Bag	ONLY	\$39 <sup>95</sup>
H0781	Lower Factory Replacement Bag	ONLY	\$39 <sup>95</sup>
H0782	Upper .3 Micron Bag	ONLY	\$99 <sup>95</sup>

**MODEL G9958**  
**4 H.P. DUST COLLECTOR**  
**ONLY \$895<sup>95</sup>**



## 5 H.P. INDUSTRIAL DUST COLLECTOR

Our most powerful dust collector yet, the G5954 is designed for industrial use. From its gutsy 5 H.P. motor to its huge 13" impeller, this powerhouse will tackle any dust collection task you throw at it, day in and day out. This industrial Dust Collector will handle four simultaneously running industrial woodworking machines requiring up to 1205 CFM each. This is more than enough for most machines so there's plenty of capacity to spare for running a good sized duct system.



### SPECIFICATIONS:

- Air suction capacity: 4820 CFM
- Collection capacity: Minimum 4 machines
- Static pressure: 17.0"
- Four-4" inlet manifold
- Intake port with manifold removed: 9"
- Detachable base
- Impeller size: 13"
- Bag area: 26 cubic feet
- Upper bag filtration: 1 micron
- Bottom bags: plastic
- Motor: 5 H.P., single phase
- Overall dimensions: 51 1/2" W x 48" D x 136" T
- Shipping weight approx. 375 lbs.




### 24" x 60" FILTER BAGS

Replace worn-out filter bags or upgrade to the high efficiency 0.3 micron filter bag for the Model G5954 Dust Collector. Sold each.

3.0 Micron			
MODEL G6681	ONLY	\$54 <sup>95</sup>	
.3 Micron			
MODEL G6682	ONLY	\$124 <sup>95</sup>	

### 6 MIL COLLECTION BAGS

MODEL G6512	EACH	\$4 <sup>95</sup>
-------------	------	-------------------



**MODEL G5954**  
**5 H.P. INDUSTRIAL DUST COLLECTOR**  
**ONLY \$999<sup>95</sup>**



GRIZC-04319

ORDER ONLINE AT [www.grizzly.com](http://www.grizzly.com)

## DUST COLLECTION ACCESSORIES


DUST  
COLLECTION

### .3 MICRON DUST BAGS

These replacement bags offer the largest airflow, least differential pressure and best overall efficiency available. Micro-porous to shed dust and dirt, so bags empty quickly and completely. Envelope style.

.3 MICRONS!  
CAPTURES  
THE FINEST,  
MOST  
HAZARDOUS  
DUST

RECOMMENDED  
BY FINE  
WOODWORKING  
ISSUE #133



Large Bag Fits G1028, G1029, G1030  
**MODEL G5556 EACH \$49<sup>95</sup>**  
Medium Bag Fits G1032, G8027  
**MODEL G5557 EACH \$34<sup>95</sup>**  
MODELS G1032, G1163, G8027  
**MODEL G3706 48" band clamp EACH \$4<sup>95</sup>**  
MODELS G1028, G1029, G1030  
**MODEL G3707 68" band clamp EACH \$4<sup>95</sup>**

### REPLACEMENT BAGS

To ensure consistent results, buy Grizzly replacement dust collector bags. Keep several spares on hand.

**Grizzly**

MODELS: G1028, G1029, G1030  
**MODEL G1027 Upper EACH \$29<sup>95</sup>**  
**MODEL G4996 Lower EACH \$29<sup>95</sup>**  
MODEL G1163  
**MODEL G3591 EACH \$29<sup>95</sup>**  
MODELS G1032, G8027  
**MODEL G1034 Upper EACH \$29<sup>95</sup>**  
**MODEL G5051 Lower EACH \$29<sup>95</sup>**  
3.0 Micron for MODELS: G1028, 1029, 1030  
**MODEL G5558 19 x 35 EACH \$29<sup>95</sup>**  
3.0 Micron for MODELS G1032, G8027  
**MODEL G5559 14.5 x 23 EACH \$24<sup>95</sup>**  
3.0 Micron for MODEL G1163  
**MODEL G5560 13.5 x 24 EACH \$24<sup>95</sup>**  
MODELS G1032, G1163, G8027  
**MODEL G3706 48" band clamp EACH \$4<sup>95</sup>**  
MODELS G1028, G1029, G1030  
**MODEL G3707 68" band clamp EACH \$4<sup>95</sup>**

### SHOP FLASH™

Now you can hear and see the phone when it rings

Perfect for workshops and garages where loud machines normally make the phone hard to hear. Ideal for the hard of hearing and partially sighted. Switch between flashing light, audible sound or both. Includes AC/DC adapter and microphone with 14' cord that attaches to your telephone.



**MODEL G8590**


Shop Flash™

**ONLY \$27<sup>50</sup>**

### MULTI-CHANNEL REMOTE CONTROL

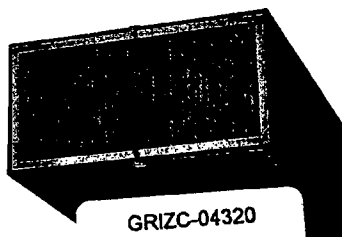
The Long Ranger™ wireless control can turn your dust collector on or off from as far as 75 feet – even through wood and concrete floors, walls and ceilings. Available for 110V or 220V units, the Long Ranger™ uses R.F. signals. Includes transmitter. For dust collectors up to 3 H.P.

**MODEL G4699 110V ONLY \$49<sup>95</sup>**  
**MODEL G4700 220V ONLY \$59<sup>95</sup>**  
**MODEL G4701 Transmitter ONLY \$24<sup>95</sup>**



### HEAVY-DUTY HANGING AIR FILTER

This ceiling mounted air filter system can clean up to 98% of airborne contaminants without affecting existing room temperatures. Features continuous duty, low noise motor, easy clean double filter design and heavy gauge steel cabinet. Moves 510 CFM of air. Measures 30 1/4" x 24" x 12 1/4".



GRIZC-04320

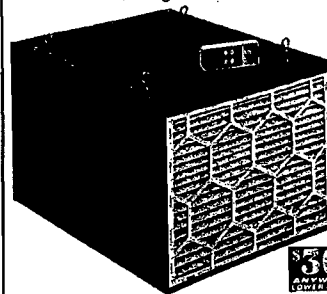
**MODEL G5955 ONLY \$179<sup>95</sup>**

### — OPTIONAL ACCESSORIES —

**MODEL G6513 3 Micron Bag ONLY \$36<sup>95</sup>**  
**MODEL G6514 Washable Prefilter ONLY \$19<sup>95</sup>**  
**MODEL G5956 Remote Control Switch ONLY \$29<sup>95</sup>**

### REMOTE CONTROLLED HEAVY-DUTY DOUBLE AIR FILTER

Set the duration and speed with the remote control from as far away as 45 feet, then hold on as the fan spools up to draw a massive 1400 CFM through the 5 micron filter. Changes the air in a 20' x 20' x 8' room 26 times an hour. Hangs easily from the ceiling. Three pocket internal filter bag simplifies cleaning. Dimensions 30 1/4" x 19 1/4" x 16 1/4", weighs 79 lbs.



**30**  
ANYWHERE IN  
COVERED STATES

**MODEL G9956 ONLY \$325<sup>00</sup>**  
Replacement Filters  
**MODEL H2452 Rear ONLY \$5<sup>95</sup>**  
**MODEL H2451 Inner ONLY \$49<sup>95</sup>**

CALL 24 HOURS A DAY FROM ANYWHERE IN THE U.S.A. 1-800-523-4777

99



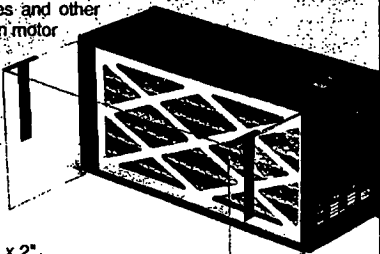
**DUST  
COLLECTION  
ACCESSORIES**

**PRESIDENT'S SPECIAL!**

## BENCH TOP DUST FILTER

This portable dust filter can be placed on the workbench right next to your project. Removes sanding dust as well as pollen, mold spores and other contaminants. The fan motor pulls 220 CFM through the pleated filter to keep the air clear. Clear plastic hood helps to direct the flow into the system.

- Dimensions: 21 1/4" x 8 3/4" x 10 1/4"
- 110V
- Filter size: 10" x 20" x 2"
- Weighs 15.5 lbs.

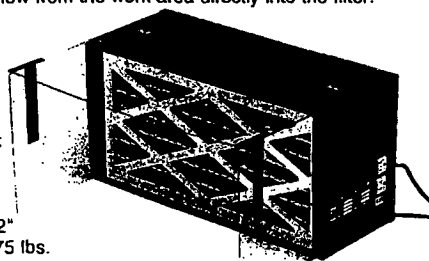


**MODEL G9954** **\$109.95** **ONLY \$99.95**  
**MODEL H2332** Replacement Filters (3 pk) **ONLY \$16.95**

## BENCH TOP DUAL FAN DUST FILTER

Two separately switched fan motors can be used to draw a maximum 400 CFM of your dusty shop air through the 5 micron pleated filter. Perfect for sanding and power carving, the clear plastic hood helps to direct flow from the work area directly into the filter.

- Dimensions: 20 3/4" x 8 1/4" x 10 1/2"
- Filter size: 10" x 20" x 2"
- Weighs 18.75 lbs.
- 110V



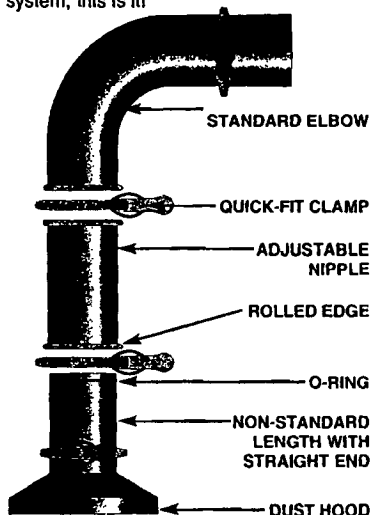
**MODEL G9955**

**GRIZC-04321**

**ONLY \$129.95**

## INDUSTRIAL DUST COLLECTION FITTINGS

These metal industrial dust collection fittings are simply the best you can find — period! The Quick-Fit™ system makes assembly — well, a snap and virtually air tight! No measuring or cutting, the Quick-Fit™ system features simple to use clamps with PVC foam seals, welded heavy gauge galvanized pipe and fittings with rolled ends. And talk about versatility, we offer just about every fitting you'll ever need. Forget stove pipe and other fittings that have to be assembled with sheet metal screws and duct tape. If you're looking for a truly efficient, easy to assemble duct system, this is it!



### BLAST GATES

These industrial blast gates can take the abuse of thousands of open and close cycles. Made specifically for production shops.



MODEL	SIZE	PRICE EA.
G6177	4"	ONLY \$29.95
G7340	5"	ONLY \$31.95
G7358	6"	ONLY \$35.95


### FEATURES

- Simple to install
- No more bolts, screws
- No more duct tape
- Install clean-outs anywhere
- Connects easily to existing duct work
- More efficient dust pick-up
- Easy to add-on or modify
- Industrial quality



### STRAIGHT PIPE


This Straight Pipe provides rigidity and smooth inside walls for strength and efficient dust collection. Offered in 3 diameter sizes. 5 feet long.



MODEL	SIZE	PRICE EA.
G6162	4" dia. x 5'	ONLY \$19.95
G7346	5" dia. x 5'	ONLY \$21.95
G7364	6" dia. x 5'	ONLY \$23.95

### ADJUSTABLE NIPPLES

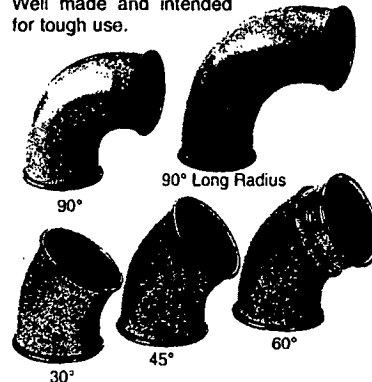
Use this slip fitting to make up any length less than 5'.



MODEL	SIZE	PRICE EA.
G6164	4"	ONLY \$9.95
G7347	5"	ONLY \$12.95
G7365	6"	ONLY \$13.95

### ELBOWS

5 styles of elbows in 3 sizes gives you the versatility to create just about any duct run. Well made and intended for tough use.



MODEL	SIZE	PRICE EA.
G6165	4" 90°	ONLY \$27.95
G6166	4" 60°	ONLY \$27.95
G6167	4" 45°	ONLY \$27.95
G6168	4" 30°	ONLY \$27.95
G6169	4" 90° Long r	ONLY \$29.95
G7348	5" 30°	ONLY \$29.95
G7349	5" 45°	ONLY \$29.95
G7350	5" 60°	ONLY \$34.95
G7351	5" 90°	ONLY \$39.95
G7352	5" 90° long r	ONLY \$39.95
G7366	6" 30°	ONLY \$34.95
G7367	6" 45°	ONLY \$34.95
G7368	6" 60°	ONLY \$39.95
G7369	6" 90°	ONLY \$34.95
G7370	6" 90° long r	ONLY \$39.95




# INDUSTRIAL DUST COLLECTION FITTINGS

**DUST  
COLLECTION  
ACCESSORIES**

## STANDARD BRANCHES

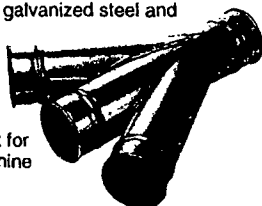
Galvanized branches used for dropping down from above or splitting main-line. Long angle reduces suction loss.



MODEL	SIZE	PRICE EA.
G6170	4"	ONLY \$59.95
G7335	5"	ONLY \$64.95
G7353	6"	ONLY \$69.95

## DOUBLE BRANCHES


Manufactured just like the single branch using galvanized steel and has rolled edges for strength. Double branches are just the ticket for multiple machine set ups.



MODEL	SIZE	PRICE EA.
G6171	4"	ONLY \$74.95
G7338	5"	ONLY \$79.95
G7356	6"	ONLY \$89.95

## "Y" BRANCHES


"Y" branches enable you to construct double runs and use multiple machine hook ups. Available in most asked for sizes.



MODEL	SIZE	PRICE EA.
G6172	4"	ONLY \$74.95
G7336	5"	ONLY \$79.95
G7354	6"	ONLY \$84.95
H3893	9" to 2x6"	ONLY \$94.95

## 90° "T" BRANCHES

Used mainly along wall set-ups and around obstacles. T branches are the answer to problem spots.



MODEL	SIZE	PRICE EA.
G6173	4"	ONLY \$59.95
G7339	5"	ONLY \$64.95
G7357	6"	ONLY \$69.95

## REDUCERS - STYLE 1

These reducers have rolled edges on both ends for use in reducing diameter of pipe and other applications.



GRIZC-04322

MODEL	SIZE	PRICE EA.
G7337	4" x 5"	ONLY \$29.95
G7355	5" x 6"	ONLY \$29.95

## REDUCERS - STYLE 2

Use these reducers to attach to conventional straight pipe on machine hoods. Small diameter has rolled edge and larger diameter is straight.



MODEL	SIZE	PRICE EA.
G6174	4" x 5"	ONLY \$27.95
G8007	5" x 6"	ONLY \$29.95

## REDUCERS - STYLE 3

These reducers are used to convert from a solid pipe to a smaller flexible hose diameter. Works great for sanders and other fine, dust making machines.



MODEL	SIZE	PRICE EA.
G6176	4" x 3"	ONLY \$27.95
G8008	5" x 4"	ONLY \$29.95

## FLOOR SWEEPS

These industrial floor sweeps close up tight and can take a lot of abuse. Add 3 or 4 around the shop and clean up will be faster and easier.



MODEL	SIZE	PRICE EA.
G6252	4"	ONLY \$104.95
G7341	5"	ONLY \$109.95
G7359	6"	ONLY \$114.95

## HOSE ADAPTERS

Use hose adapters to convert from solid pipe to flexible hose. Formed ridge holds hose on tightly with the help of a hose clamp.



MODEL	SIZE	PRICE EA.
G6175	4" Adapter	ONLY \$7.95
G7345	5" Adapter	ONLY \$8.95
G7363	6" Adapter	ONLY \$9.95

## MACHINE ADAPTERS

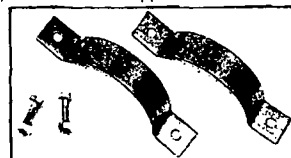
These adapters are for attaching metal ducting directly to the machine for a ridged pipe system set up.



MODEL	SIZE	PRICE EA.
G8009	4" Machine	ONLY \$14.95
G7342	5" Machine	ONLY \$15.95
G7360	6" Machine	ONLY \$17.95

## PIPE HANGERS


Bolt these around any duct and attach a piece of metal conduit with flattened and drilled ends (not included) for additional support from a wall or ceiling.



MODEL	SIZE	PRICE EA.
G6179	4"	ONLY \$5.95
G7344	5"	ONLY \$6.95
G7362	6"	ONLY \$6.95

## CLAMPS

These clamps put the Quick-Fit™ into the Quick-Fit™ system. Featuring lever latches and foam seals, these clamps secure around the rolled ends of fittings and pipe.



MODEL	SIZE	PRICE EA.
G6163	4"	ONLY \$7.95
G7343	5"	ONLY \$7.95
G7361	6"	ONLY \$7.95

CALL 24 HOURS A DAY FROM ANYWHERE IN THE U.S.A. 1-800-523-4777

## DUST COLLECTION ACCESSORIES

GRIZC-04323

Buy any three fittings and receive  
the "MIX & MATCH Discount".



### GROUNDING KIT

Eliminate potential hazards by dissipating static charges. Kit includes 50' of 14-gauge bare copper wire, electrical connectors, grounding screws, terminal ends and instructions.



MODEL G4679 ONLY \$9<sup>95</sup>

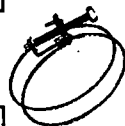
### HOSE CLAMPS

MODEL	SIZE	PRICE EA.
G3048	2"	\$ .79
G3127	2½"	\$ .79
G1795	3"	\$ .79
G1796	4"	\$ .89
G2484	5"	\$ .99
G2485	6"	\$1.09



### WIRE HOSE CLAMPS

MODEL	SIZE	PRICE EA.
G2972	2"	\$ .89
G3124	2½"	\$ .99
G2973	3"	\$ .99
G2974	4"	\$1.09
G2975	5"	\$1.29
G2976	6"	\$1.49



### BLAST GATES

We are the largest supplier of Blast Gates in the U.S.A.! Two types available:



#### PLASTIC

MODEL	SIZE	PRICE EA.	3 OR MORE MIX & MATCH DISCOUNT
G1842	3"	\$3.95	\$2.95
G1843	4"	\$4.95	\$3.95
G1844	5"	\$7.95	\$6.95
G1845	6"	\$8.95	\$7.95

#### ALUMINUM

MODEL	SIZE	PRICE EA.	3 OR MORE MIX & MATCH DISCOUNT
G1553	3"	\$9.95	\$8.95
G1571	4"	\$12.95	\$11.95

### FLOOR SWEEP

Install these sweeps at different locations in your shop and fight over the broom at the end of the day. 21" wide sweep.



MODEL	PRICE EA.	3 OR MORE MIX & MATCH DISCOUNT
G1840	\$8.95	\$7.95

### T-FITTINGS

MODEL	SIZE	PRICE EA.	3 OR MORE MIX & MATCH DISCOUNT
G1546	3"	\$4.95	\$3.95
G1547	4"	\$5.95	\$4.95



### Y-FITTINGS

MODEL	SIZE	PRICE EA.	3 OR MORE MIX & MATCH DISCOUNT
G1551	3"	\$4.95	\$3.95
G1552	4"	\$5.95	\$4.95



### SPLICES

MODEL	SIZE	PRICE EA.	3 OR MORE MIX & MATCH DISCOUNT
G2481	3"	\$3.95	\$2.95
G2482	4"	\$4.95	\$3.95



### ELBOWS - 90°

MODEL	SIZE	PRICE EA.	3 OR MORE MIX & MATCH DISCOUNT
G1544	3"	\$3.95	\$2.95
G1545	4"	\$4.49	\$3.95



### REDUCERS

MODEL	SIZE	PRICE EA.	3 OR MORE MIX & MATCH DISCOUNT
G2483	3" x 2"	\$3.95	\$2.95
G1519	4" x 3"	\$3.95	\$2.95
H1216	5" x 4"	\$6.95	\$5.95



### HOSE ADAPTER

Adapt 2½" hose to fit Shop-vac® openings.

MODEL	SIZE	PRICE EA.	3 OR MORE MIX & MATCH DISCOUNT
G7938	2½" x 2½"	\$5.49	\$4.95



### ADAPTERS

(for Shop-vac® & Sears®)

MODEL	SIZE	PRICE EA.	3 OR MORE MIX & MATCH DISCOUNT
G2551	3" x 2½"	\$3.95	\$2.95
G3119	4" x 2½"	\$3.95	\$2.95



### 2½" UNIVERSAL DUST PORT

(for Shop-vac® & Sears®)

4" x 3½" Flange size,  
2½" Port size

MODEL	SIZE	PRICE EA.	3 OR MORE MIX & MATCH DISCOUNT
G2977	3" x 2½"	\$5.95	\$4.95



### UNIVERSAL DUST HOOD

This 6¼" x 6¼" hood has a 4" outlet. It works especially well on table saws with cabinet-type stands. Simply cut out an opening on the bottom of the cabinet and attach using our two-sided tape (see G1198).

MODEL	SIZE	PRICE EA.	3 OR MORE MIX & MATCH DISCOUNT
G1838	6¼" x 6¼"	\$7.95	\$6.95



### JOINTER DUST HOODS

Available in two sizes for all popular 6" and 8" jointers with cabinet stands. Both units feature a 4" outlet.

MODEL	SIZE	PRICE EA.	3 OR MORE MIX & MATCH DISCOUNT
G1839	8¼" x 8¼"	\$7.95	\$6.95
G1841	8¼" x 10¼"	\$8.95	\$7.95



### TABLE SAW DUST HOODS

These hoods can be easily adapted to mount directly under the blade on most contractor-type table saws with open stands. 4" outlet.

MODEL	SIZE	PRICE EA.	3 OR MORE MIX & MATCH DISCOUNT
G1837	12¼" x 12¼"	\$7.95	\$6.95
G2480	14" x 14"	\$11.95	\$9.95



### QUICK DISCONNECT FITTING


MODEL	SIZE	PRICE EA.	3 OR MORE MIX & MATCH DISCOUNT
H1215	4"	\$6.95	\$5.95



### UNIVERSAL ADAPTER

Seven-step adapter provides a multitude of dust collection reducing options. Simply cut away unneeded steps with a hacksaw. Outside diameter step sizes include 1", 2", 2½", 3", 4", 5" and 6". Wall thickness is ¼".

MODEL	SIZE	PRICE EA.	3 OR MORE MIX & MATCH DISCOUNT
H2443	9½" x 6" x 6"	\$6.95	\$5.95



### DUST COLLECTION BASICS

This incisive book skillfully guides the woodworker through all the steps necessary in the design and construction of an efficient central dust collection system and tells you what you need to know for easy installation. The text offers practical hints and techniques and takes the mystery, misery and hype away from a subject that should be as clear as the air you breathe. Fifty pages of concise, carefully illustrated text. A MUST!



MODEL	PRICE EA.	ONLY	\$6 <sup>95</sup>
G2525			

# DUST COLLECTION ACCESSORIES

**DUST  
COLLECTION  
ACCESSORIES**

## DUST COLLECTION ATTACHMENTS


Fittings on the heads will accept 4" hose (not included).

**ROLLING  
FLOOR  
SWEEP**  
(12" wide  
nozzle & free  
standing tripod)



**MODEL  
G2752  
ONLY \$39<sup>95</sup>**

**FLOOR  
ATTACH-  
MENT**  
(12" wide  
nozzle adjusts  
from  
28" to 48")



**MODEL  
G2754  
ONLY \$49<sup>95</sup>**

**BENCH  
ATTACH-  
MENT**  
(12" wide  
nozzle adjust  
from 4" to 22")



**MODEL  
G2753  
ONLY \$39<sup>95</sup>**

## VAC-N-BLOW

The only cleaning tool you'll ever need! Portable, industrial power cleans indoors and out. Indoors, it vacuums floor to ceiling shop and utility areas. Outdoors, 200 MPH industrial power air-sweeps leaves, litter, gutters, patios, driveways and even inflates inflatables. Steel body construction is tough, yet lightweight. Includes 3' flexible hose, two 20" extension wands, "Pik-All" nozzle, crevice tool, "Powerizer" air maximizer and magic air inflator adapter. Made in USA. Two year motor warranty. Extension cord required.

**MODEL H1128 1.17 HP ONLY \$99<sup>95</sup>**  
**MODEL H1129 4 HP ONLY \$139<sup>95</sup>**

## CYCLONE SEPARATOR



Turn your Shop-Vac® into a Dust Collection System! This new mini- 2 stage separator collects all the wood chips, sand and debris for easy disposal. Fits over a standard 5 gallon bucket (not included). An Incredible Invention!

PATENTS OWNED BY  
WOODSTOCK INTERNATIONAL, INC.

**MODEL G6102 ONLY \$19<sup>95</sup>**


## 2 STAGE CYCLONE SEPARATOR

This Separator turns single-stage dust collection systems into two-stage collectors. Just fit the Separator onto any standard 30-gallon metal trash can and place in-line between your shop machinery and dust collection system. The Separator automatically removes heavy wood chips and particles from the air flow, saving trips to the dumpster with those hard-to-handle fabric bags. ABS plastic.

- Connects to 4" flex hose
- Fits 30-gallon metal trash can - not included
- Cyclonic action
- Economical
- Increases bag & filter life


PATENT OWNED  
BY WOODSTOCK  
INTERNATIONAL,  
INC.

**MODEL G3376 \$34.95 ONLY \$29<sup>95</sup>**



## CLEAR HOSE


Spiral reinforced Clear Hose allows easy inspection for locating potential clogs in your duct work. Simple hose clamps secure hose to fittings and hoods. Made in the U.S.A.



MODEL	SIZE	PRICE EA.
H1048	2" x 10'	\$12.95
H1049	2 1/2" x 10'	\$13.95
H1050	3" x 10'	\$15.95
H1051	3" x 20'	\$28.95
H1052	4" x 10'	\$15.95
H1053	4" x 20'	\$31.95
H1054	5" x 10'	\$25.95
H3681	3" D x 6"	\$1.95
H3682	4" D x 6"	\$1.95

## FLEXIBLE HOSE

We carry hose diameters for many different applications. 3" and 4" x 6" hose sections are great for connecting dust collection fittings.



MODEL	SIZE	PRICE EA.	3 OR MORE
G2867	2" x 10'	\$8.95	\$8.49
G3123	2 1/2" x 10'	\$9.95	\$9.49
G1674	3" x 10'	\$9.95	\$9.49
H1444	3" x 20'	\$25.95	\$24.95
G1678	3" x 50'	\$47.95	\$44.95
G1536	4" x 10'	\$12.95	\$10.95
G2868	4" x 20'	\$25.95	\$21.95
G3118	5" x 10'	\$19.95	\$18.95
G3179*	4" x 10'	\$39.95	\$34.95
G3180*	5" x 10'	\$45.95	\$39.95
H1445*	6" x 10'	\$45.95	\$41.95
G4220	3" D x 6"	\$1.95	\$1.49
G4221	4" D x 6"	\$1.95	\$1.49

\*HEAVY-DUTY WIRE REINFORCED — CLEAR

## HOSE HANGERS

Support flexible hose anywhere with these Hose Hangers. Sold each. Mounting hardware not included.

MODEL G8827	2 5/8"	ONLY 35¢
MODEL G8828	2 3/4"	ONLY 40¢
MODEL G8829	3 1/4"	ONLY 50¢
MODEL G8830	4 1/4"	ONLY 60¢
MODEL G8831	5 1/4"	ONLY 70¢

CALL 24 HOURS A DAY FROM ANYWHERE IN THE U.S.A. 1-800-523-4777

## DUST COLLECTION ACCESSORIES

### shop-vac®



#### 10 GALLON CONTRACTOR

- Two-stage 1.7 H.P. • 10-gal. dry capacity
- 9-gal. wet capacity • Durable stainless steel body • 7.8 Amps. @110V • Foam filter cartridge
- 100 C.F.M. intake capacity • Includes 12' x 1 1/2" crushproof hose, interlocking extension tubes, 14" metal floor attachment with squeegee and brush inserts and heavy-duty dolly.

#### 25 GALLON

- 6.0 H.P. • 25 gal. dry capacity • 20 1/2-gal. wet capacity • High-impact plastic tank • 11.7 Amps @ 110V • Super performance dry disk filter • 155 C.F.M. intake capacity • Includes 6' x 2 1/2" hose, 2 exten. wands, 6" utility nozzle and cartridge filter.

MODEL G1143 10 Gal. ONLY \$169<sup>95</sup>

MODEL G1147 25 Gal. ONLY \$149<sup>95</sup>

Hose 1 1/2" x 12' for G1143

MODEL G1150 ONLY \$29<sup>95</sup>

Hose 2 1/2" x 6' for G1147

MODEL G1151 ONLY \$14<sup>95</sup>

#### CLEAN STREAM

Super-efficient dry filters can trap 99.7% of lung-damaging particles (over 0.3 microns). Easy clean. For G1143 & G1147.



MODEL G4834 ONLY \$19<sup>95</sup>

#### VAC TOOL KIT & HOSE SET

Kit includes 12' crush proof hose, crevice tool, bench tool and handy swivel cuff. Add extra length with the 12' hose and coupling set.



Wet/Dry Vacuum Tool Kit


MODEL G5896 ONLY \$24<sup>95</sup>

12' Hose & Coupling Set

MODEL G5898 ONLY \$21<sup>95</sup>

#### SANDING BOX

Capture sanding dust with this heavy-duty down-draft sanding box. Used in combination with your existing dust collector or shop vacuum, this 20" x 20" system gathers dust before it billows into your work area. Ideal for professional or hobby use. Features a 1 1/4" connection port.



MODEL G5935 ONLY \$69<sup>95</sup>

### DUSTLESS 16 GALLON WET/DRY VACUUM

Take control over messy drywall and wood dust and liquid spills. The 16-gallon Drywall Vac™ System offers a mighty 23,000 r.p.m. motor power that jumps from dry to wet without the need for changing filters. The Drywall Vac™ features a patented double-filter system that can be cleaned without removing the lid, so dust and dirt won't have a chance for a second go-around. Its on-board 5-piece tool set includes a 7' hose, two 2 1/2" extension wands, utility tool and crevice tool.

We used this during a recent remodel job and the drywall contractors were ecstatic!



MODEL G6105 ONLY \$189<sup>95</sup>

Wet/Dry Filter Pack – Includes primary and secondary filters for the Drywall Vac™ system.

MODEL G6106 ONLY \$24<sup>95</sup>

Micro Prefilter

MODEL G7906 ONLY \$14<sup>95</sup>

12' x 1 1/2" Hose

MODEL G7907 ONLY \$27<sup>95</sup>

Deluxe Floor Tool

MODEL G7908 ONLY \$29<sup>95</sup>

#### FLOOR TOOL SET

No more bending over! This floor tool set includes two straight sections, floor sweep and duster. Fits 1 1/2" shop-vac® hose.



MODEL G5897 ONLY \$19<sup>95</sup>

### DUST COLLECTION KIT #1

Designed for a one machine hook-up, kit #1 comes complete with installation instructions and an accessories list for expanding your dust collection system in the future.

#### ACCESSORIES INCLUDED:

- (1) G1536 4" x 10' Hose
- (1) G1838 Universal Dust Hood
- (2) G2974 Wire Hose Clamps



MODEL G3181 ONLY \$19<sup>95</sup>

### DUST COLLECTION KIT #2

Designed for two machine hook-ups, kit #2 comes complete with installation instructions and an accessories list for future expansion of your dust collection system.

#### ACCESSORIES INCLUDED:

- (2) G1843 4" Blast Gate
- (2) G1536 4" x 10' Hose
- (1) G1837 Table Saw Dust Hood
- (1) G1838 Universal Dust Hood
- (1) G1552 Y Fitting
- (10) G2974 Wire Hose Clamps



MODEL G3182 ONLY \$51<sup>49</sup>

### LOC-LINE®



Create a custom vacuum hose simply by popping together the appropriate number of elements and nozzle. The LOC-LINE® 2 1/2" Vacuum Hose is designed to be added to an existing central vacuum system to extract dust and particles at the source. Can be mounted to a 3" thin walled PVC pipe or a 3" sheet metal duct. All LOC-LINE® items have anti-static additive except H1059.

#### FEATURES:

- Hand adjustable in 360°, Easy to reposition
- Self-supporting up to 3 feet
- Resistant to most chemicals
- Tight turns with a bending radius of 5.75"

#### APPLICATIONS:

- Soldering • Machining
- Wet Grinding • Woodworking

#### TEMPERATURE SPECIFICATIONS:

- Melting point: 329°F
- Maximum operating temperature: 170°F

One foot segment, 2 1/2" ID

MODEL H1055 ONLY \$15<sup>95</sup>

4 1/2" round nozzle

MODEL H1056 ONLY \$4<sup>95</sup>

6" x 3 1/2" rectangular nozzle

MODEL H1057 ONLY \$4<sup>95</sup>

Tapered oval nozzle

MODEL H1058 ONLY \$4<sup>95</sup>

3" Loc-Line® PVC adapter

MODEL H1059 ONLY \$3<sup>95</sup>

3" Loc-Line® sheet metal adapter

MODEL H1060 ONLY \$3<sup>95</sup>

2 1/2" Loc-Line® slide valve

MODEL H1061 ONLY \$12<sup>95</sup>

Female Shop-vac® adapter

MODEL H1062 ONLY \$3<sup>95</sup>

Male Shop-vac® adapter

MODEL H1063 ONLY \$3<sup>95</sup>

GRIZC-04326

**BENCH GRINDERS**

These slim line grinders feature rocker type switches, extended wheel to motor clearance and convenient water tray to cool sharpened items. Both grinders come with one coarse and one medium grit aluminum oxide wheel and wheel flanges. Extremely well balanced.




MODEL	HP	WHEEL SIZE	ARBOR	WEIGHT	PRICE
G7298	1/4	6" x 3/4"	1/2"	24 lbs.	\$45.95
G7299	1/2	8" x 3/4"	1/2"	31 lbs.	\$59.95


**SLOW-SPEED GRINDER**

This superb grinder is an absolute MUST for any shop — metal or woodworking. Large 10" x 2" white stone turns at 70 R.P.M. and runs in a water bath. Simply indispensable for sharpening knives, chisels, etc., while still keeping temper on the edges. The smaller stone is 4 1/2" x 3/4" and spins at 3450 R.P.M. This stone is excellent for general purpose grinding of drill bits, lathe tool bits, etc. Motor is 1/4 H.P., 110V. Quick-setting tool rest on large stone is easy and fast to adjust to proper angles. The smaller, fast stone comes with eyeshield and tool rest. Worm gear drive mechanism operates both stones at the same time. Weighs only 32 lbs.

MODEL G1036	ONLY \$129 <sup>95</sup>
MODEL H2432 10" Stone	ONLY \$29 <sup>95</sup>
MODEL H2433 4 1/2" Stone	ONLY \$9 <sup>95</sup>



Optional Heavy-Duty Tool Rest	
MODEL G8987	ONLY \$12 <sup>95</sup>



**WE BUY IN HUGE  
QUANTITIES SO YOU SAVE!**

**WIDE WHEEL GRINDER**

Shop-quality grinder adds a full 1/2" to the width of its fine-grit wheel, making it just the thing for chisels and other larger tool blades. The 1 1/2" white aluminum oxide wheel is combined with a coarse-grit, 3/4" aluminum oxide wheel for added versatility. The Model G1090 features cast iron casing and heat sinking die cast aluminum end bells, a 3,450 RPM, 1/2 HP motor, 1/2" arbor and protective eyeshields — yet it weighs just 25 pounds.


MODEL G1090  
ONLY \$89<sup>95</sup>

**WIDE WHEELS**

MODEL	TYPE	PRICE
G2791	6" x 120 Grit	\$34.95
G2792	6" x 320 Grit	\$34.95

**FACE-OFF  
STRIPPERS**

Clean rust, paint and graffiti without damage with these silicon carbide grit wheels. Made of strong nylon mesh for long life and no-clogging, they're resistant to water and moisture. Use with electric drills. 1/4" shank.



MODEL H2137	4"	ONLY \$4 <sup>95</sup>
MODEL H2138	5"	ONLY \$6 <sup>95</sup>

**ACCU-SHARP™ JIGS**

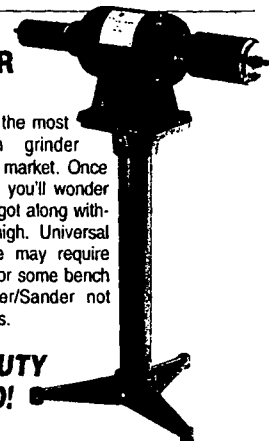
Replace your standard tool rest with a sliding knife support mechanism that allows you to accurately sharpen knives and chisels wider than your grinding or sharpening wheel. The ACCU-SHARP™ JIG is fully adjustable and has a positive-lock clamping bracket that holds knives and chisels securely in place.



Accu-Sharp™ Jig	
MODEL G3446	ONLY \$39 <sup>95</sup>
Accu-Sharp™ Jig for Stubby Chisels	
MODEL G4570	ONLY \$39 <sup>95</sup>

**BENCH  
GRINDER  
STAND**

This is one of the most stable bench grinder stands on the market. Once you have one, you'll wonder how you ever got along without it. 32 1/2" high. Universal mounting plate may require modifications for some bench grinders. Buffer/Sander not included. 49 lbs.

**HEAVY-DUTY  
STAND!**

MODEL G7120 ONLY \$49<sup>95</sup>

CALL 24 HOURS A DAY FROM ANYWHERE IN THE U.S.A. 1-800-523-4777

105

# GRINDERS


## UNIVERSAL KNIFE GRINDER

This dry-type Knife Grinder is ideal for sharpening planer and jointer knives. High quality cast iron construction, together with large capacity (will sharpen up to 20" planer blades) makes this grinder an excellent investment. Heavy-duty motor is 1/2 H.P., capacitor start, 110V, with pre-lubricated ball bearings and runs at 3450 R.P.M.

### OTHER FEATURES:

- Work table angle adjusts from 15° to 90°
- 120-grit stone raises and lowers
- Max blade length 20"
- 1/2" arbor
- Overall length is 24"
- Overall height is 13"
- Shipping weight approx. 58 lbs.

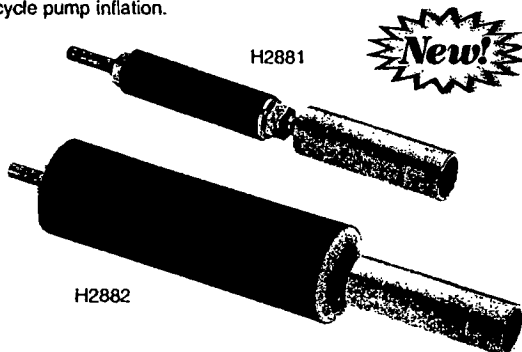
MODEL	SIZE	GRIT	ACCESSORY	PRICE
G7416	6" x 1 1/2" x 1/2"	120	Friable Grit Stone	\$11.95
G7417	6" x 1 1/2" x 1/2"	180	Friable Grit Stone	\$11.95
G7418	6" x 1 1/2" x 1/2"	220	Friable Grit Stone	\$12.95
G7419	6" x 1 1/2" x 1/2"	320	Friable Grit Stone	\$13.95
G3092	— Diamond Dressing Tool			\$19.95



MODEL G2790 ONLY \$179<sup>95</sup>

## HAND-HELD PNEUMATIC DRUM SANDERS

These rolling-pin style Pneumatic Drum Sanders are perfect for hand contouring and smoothing projects that are too large to use with a stationary sander. Simply chuck the 3/8" spindle into a portable electric drill, cordless drill or air powered drill for two-handed control. Choose the 4" x 1 1/8" diameter size for getting into tight areas and the 7 1/2" x 2 1/4" diameter size for fairing broader areas. Each features ball bearing handle and air valve for easy bicycle pump inflation.



MODEL H2881	4" x 1 1/8" Drum Sander	ONLY \$49 <sup>95</sup>
MODEL H2882	7 1/2" x 2 1/4" Drum Sander	ONLY \$79 <sup>95</sup>

### 4" ALUMINUM OXIDE SANDING SLEEVES

H3875	1 1/8" x 4" x 60 Grit	\$1.95
H3876	1 1/8" x 4" x 100 Grit	\$1.95
H3877	1 1/8" x 4" x 150 Grit	\$1.95
H3878	1 1/8" x 4" x 180 Grit	\$1.95
H3879	1 1/8" x 4" x 220 Grit	\$1.95
H3880	1 1/8" x 4" x 320 Grit	\$1.95

### 7 1/2" ALUMINUM OXIDE SANDING SLEEVES

H3881	2 1/4" x 7 1/2" x 60 Grit	\$1.95
H3882	2 1/4" x 7 1/2" x 100 Grit	\$1.95
H3883	2 1/4" x 7 1/2" x 150 Grit	\$1.95
H3884	2 1/4" x 7 1/2" x 180 Grit	\$1.95
H3885	2 1/4" x 7 1/2" x 220 Grit	\$1.95
H3886	2 1/4" x 7 1/2" x 320 Grit	\$1.95

## 24" KNIFE GRINDER


This deluxe wet/dry knife grinder is an exceptional value and incredibly versatile. Made to precision grind planer and jointer knives up to 24", this machine comes equipped with a holder for chisels and hand plane irons and a drill grinding fixture! Now you can grind drill bits in just a few easy steps. Our new grinder is supplied with an 80 grit stone. Check out our list of other grits to fit your specific needs on page 112.

### SPECIFICATIONS:

- Height: 52 1/4"
- Length: 14 3/4"
- Width: 14 1/4"
- Maximum Blade Length: 24"
- Table Tilt: 20° - 70°
- Front Slide Movement: 2 1/4"
- Table Height Adjustment: 4 1/2"
- TEFC Capacitor Start Induction 1/2 H.P. Motor
- Amps: 8
- Single Phase / 110V
- 60 Hertz / 3450 RPM
- Switch: Push Button
- Power Transfer: Direct Drive
- Shipping weight approx.: 185 lbs.

### FEATURES:

- Cast Iron Base
- Cast Iron Table
- Bearings Shielded & Lubricated Ball Bearings
- Steel Cabinet Stand
- 6" x 1 1/2" - 5/8" Bore Type 5 - grinding wheels



GRIZC-04327

MODEL G9960

ONLY \$445<sup>00</sup>

## THE BUFFING SYSTEM


This versatile Buffing System is equally at home in a cabinet shop, or on a knifemaker's or gunsmith's bench and is available in either 3450 RPM or 1725 RPM. Motor is heavy-duty TEFC 1 H.P., 110V. Large 1" diameter shafts extend 8" on either side and have a 1/4" threaded arbor on the ends. Weighs 59 lbs.

**THE BUFFING SYSTEM**  
3450 R.P.M.

**MODEL G1061**  
**ONLY \$179<sup>95</sup>**

**THE BUFFING SYSTEM**  
1725 R.P.M.

**MODEL G1061Z**  
**ONLY \$199<sup>95</sup>**



### SANDING SLEEVES (SILICON CARBIDE)

G1973	3" x 6" x 100 Grit	\$2.95
G1974	3" x 6" x 150 Grit	\$2.95
G1975	4" x 6" x 100 Grit	\$3.95
G1976	4" x 6" x 150 Grit	\$3.95
G1977	6" x 6" x 100 Grit	\$4.49
G1978	6" x 6" x 150 Grit	\$4.49

### — OPTIONAL ACCESSORIES —

#### PNEUMATIC SANDING DRUMS

These 1" bore sanding drums are easily inflated with a bicycle pump. Deflate the drum, slip off the sanding sleeve, put on a different grit sleeve...and **PUMP IT UP!**

#### AVAILABLE IN 3 DIAMETERS:

MODEL G1970	3" x 6" Long	\$29.95
MODEL G1971	4" x 6" Long	\$34.95
MODEL G1972	6" x 6" Long	\$49.95


## 8" BUFFER

This heavy-duty unit features large diameter extended shafts for buffing and polishing. Bearings are lubricated for long life. Motor is 1/2 H.P., 110V, 8 amp, 3450 R.P.M. Buffing wheels not included.

GRIZC-04328



MODEL	HP	ARBOR DIA.	WEIGHT	PRICE
G7300	1/2	3/4"	31 lbs.	\$69.95



(MOTOR AND BUFFING WHEELS NOT INCLUDED)

## BUFFING ASSEMBLY

Double arbor buffing head provides an inexpensive alternative to expensive buffing stations. A three step pulley and drive belt system combine with any 1/2 or larger horse power motor to produce a versatile buffing system. The motor can be mounted behind or below the buffing assembly for even greater flexibility. 8 1/4" arbor length on each side allows plenty of room to maneuver around both sides of the buffing wheel. Includes: V-belt, wheel flanges and arbor nuts. Buffing wheels, motor and motor pulley not included.

#### SPECIFICATIONS:

- Arbor diameter: 3/4"
- Arbor length (each side): 8 1/4"
- Maximum buffing wheel: 10"
- Recommended motor speed: 1725 R.P.M.
- Minimum recommended horsepower: 1/2 H.P.
- Drive belt size: 4L280
- Approx. shipping weight: 30 lbs.

**MODEL H3559 ~~\$119.95~~ ONLY \$99<sup>95</sup>**

## BUFFING COMPOUND SETS

**ECONOMICALLY PRICED  
SETS HAVE EVERYTHING  
YOU NEED TO GET  
STARTED BUFFING NOW!**

#### BUFFING COMPOUND SET

Set includes one 5 oz. bar of each of the following compounds: Black Emery Cake, Tripoli Brown Rouge, White Rouge, Red Rouge. Low cost - must have!

**MODEL G2582 ONLY \$6<sup>95</sup>**

#### BUFFING SET


This set features a popular combination of a 5" buffing wheel and a 5" White Rouge bar. Buffing wheel has a 1/2" arbor hole.

**MODEL G2583 ONLY \$6<sup>95</sup>**

#### BUFFING WHEEL ON MANDREL

3" shank mounted buff comes with sample-sized White Rouge stick. Great for portable drills.

**MODEL G2584 ONLY \$5<sup>95</sup>**



**CALL 24 HOURS A DAY FROM ANYWHERE IN THE U.S.A. 1-800-523-4777**

**107**



**BUFFING**

## INDUSTRIAL BUFFING MACHINES

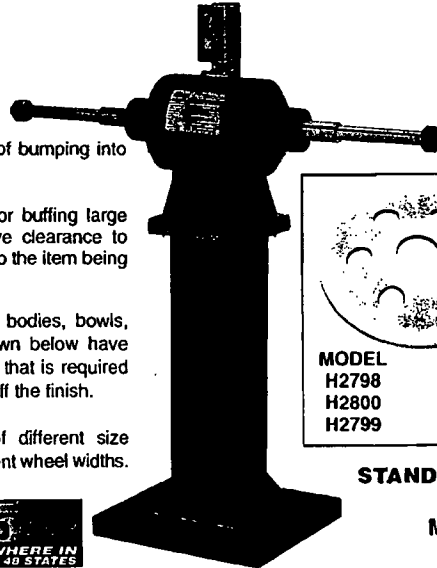


We have resolved the age old problem of bumping into the motor housing when buffing.

These Buffing Machines are designed for buffing large (bulky) items, where it is critical to have clearance to properly buff as well as prevent damage to the item being buffed.

Excellent for projects like buffing guitar bodies, bowls, pool cues, etc... All of the models shown below have special motors that turn at slower RPMS that is required for large wheels and to prevent burning off the finish.

Each Buffing Machine includes sets of different size spacers to be able to accommodate different wheel widths.



### BUFFING FLANGES

These flanges are used to "sandwich" the buffing wheels to give them rigidity and to prolong wheel life. Sold in pairs.

MODEL	TYPE	PRICE
H2798	4" Diameter x 7/8"	\$9.95 PAIR
H2800	4" Diameter x 1 1/4"	\$9.95 PAIR
H2799	6" Diameter x 1 1/4"	\$12.95 PAIR

### STAND SOLD SEPARATELY

86 lbs.

MODEL G4789  
\$175<sup>00</sup>

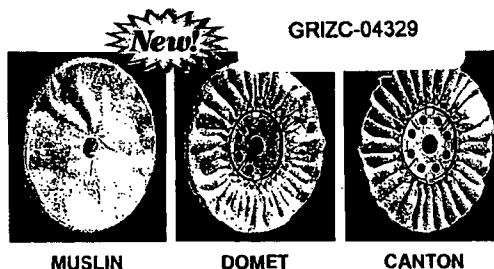
MADE TO OUR  
SPECIFICATIONS AND ONLY  
AVAILABLE FROM US!



FEATURES	1 H.P., SINGLE-PHASE	2 H.P., SINGLE-PHASE	2 H.P., THREE-PHASE	3 H.P., THREE-PHASE	5 H.P., THREE-PHASE
MOTOR	220V, 60HZ, 6 POLE	220V, 60HZ, 6 POLE	220V, 60HZ, 6 POLE	220V, 60HZ, 6 POLE	220V, 60HZ, 8 POLE
R.P.M.	1,200	1,200	1,200	1,200	900
AMPS	8	14	6	9	9
OVERALL HEIGHT	45 1/4"	47 1/4"	47 1/4"	47 1/4"	47 1/4"
WIDTH	38 1/2"	41"	41"	45"	45"
DEPTH	15 1/4"	15 1/4"	15 1/4"	15 1/4"	15 1/4"
STAND HEIGHT	36 1/4"	36 1/4"	36 1/4"	36 1/4"	36 1/4"
SHAFT SIZE WITH THREAD	7/8" x 8"	1 1/4" x 8"	1 1/4" x 8"	1 1/4" x 10"	1 1/4" x 10"
WRENCH SIZE	1 1/2"	1 1/2"	1 1/2"	1 1/2"	1 1/2"
BUSHINGS (1", 1 1/2", 2" L)	4, 4, 2 per set	4, 4, 2 per set	4, 4, 2 per set	4, 4, 4 per set	4, 4, 4 per set
SHIPPING WEIGHT APPROX.	122 LBS.	153 LBS.	144 LBS.	153 LBS.	160 LBS.
INTRODUCTORY PRICES	MODEL G3622 \$325 <sup>00</sup>	MODEL G3623 \$475 <sup>00</sup>	MODEL G3708 \$475 <sup>00</sup>	MODEL G4787 \$575 <sup>00</sup>	MODEL G4788 \$695 <sup>00</sup>

## BUFFING WHEELS

The buffing wheels featured below are all made for final finishing. Our single stitched Muslin buffs are used for final buffing on metals as well as non-metals. They are general purpose wheels that can be used after 320 grit sanding to bring high lustre using rouge compounds like green, white and red. Our Canton flannel seamless wheels are an airway type and much softer than Muslin. They are also used for bringing out high lustre in both metals and non-metals. The cool-running design is excellent where heat is a concern. Several guitar manufacturers use this wheel for final buffing acrylic and polyester finishes. Domet flannel is the softest buffing wheel available and is particularly important where an absolute scratch-free finish is important. The airway design keeps the object being buffed cool. Used by numerous guitar manufacturers for final buffing on nitrocellulose lacquer finishes. Our Domet flannel wheels are seamless, top-of-the-line, and made in USA.



MUSLIN

DOMET

CANTON

GRIZC-04329

MODEL	TYPE	SIZE	MAXIMUM RPM	PRICE
H2791	Muslin Buff	12" x 1 1/4" x 40 Ply	3,000	\$11.95
H2792	Muslin Buff	12" x 1 1/4" x 60 Ply	3,000	\$16.95
H2793	Domet Flannel	12" x 1 1/4" x 16 Ply	3,000	\$13.95
H2794	Canton Flannel	12" x 1 1/4" x 16 Ply	3,000	\$15.95
H2833	Muslin Buff	10" x 7/8" x 40 Ply	3,200	\$9.95
H2834	Domet Flannel	10" x 7/8" x 16 Ply	3,200	\$10.95
H2835	Canton Flannel	10" x 7/8" x 16 Ply	3,200	\$13.95
H2836	Muslin Buff	10" x 1 1/4" x 40 Ply	3,200	\$9.95
H2837	Muslin Buff	10" x 1 1/4" x 60 Ply	3,200	\$11.95
H2838	Domet Flannel	10" x 1 1/4" x 16 Ply	3,200	\$10.95
H2839	Canton Flannel	10" x 1 1/4" x 16 Ply	3,200	\$13.95



# BUFFING WHEELS

BUFFING

	Plastics Soft Metals			Thin Plating Gold Silver			Chrome & Nickel Plate			Copper Brass Aluminum			Iron Steel Stainless		
	R	F	P	R	F	P	R	F	P	R	F	P	R	F	P
Buff Style															
Loose Muslin-Soft			X			X			X			X		X	
Loose Muslin-Hard										X		X	X		
Airway Hard	X									X		X			
Airway Soft			X			X			X			X			
Laminated Sisal									X			X			
Spiral Sewn		X							X			X			
Compound Type															
Tripoli	X						X		X						
Dark Rouge						X			X	X					X
White Rouge		X	X												
Black Rouge													X	X	

Buffing Sequence: R = Rough F = Final Cut, Initial Polish P = Final Polish

Grizzly is now able to offer you a complete selection of Steelex® Buffing Wheels and polishing compounds. Bore sizes from 1/4" to 3/4", wheel diameters from 3" to 10", and materials from soft muslin to treated cottons. Whatever your need, from knifemaking to fine jewelry to brightening up car parts, these fine Steelex® brand buffs will help you put a shine on. Choose a variety of styles so you'll have them on hand when you need them.

Don't forget the polishing compounds. Refer to the chart at the left to determine the buff type and compound combination you need for your project. You'll want to have a different wheel for each type of compound you plan to use.

Stock up now!

SEE PAGES 110 & 111 FOR THE WORLDS BEST, GERMAN MADE, BUFFING COMPOUNDS.

## LOOSE MUSLIN

Soft feather-edged muslin is concentric stitched together near the center, leaving the outer edge to provide a fine polishing surface. Perfect for stainless steel, chrome, gold or silver.

### SOFT:

MODEL	TYPE	PRICE
H1380	3" x 40 Ply x 1/4"	\$2.50
H1381	4" x 40 Ply x 1/4"	\$3.45
H1382	5" x 40 Ply x 1/4"	\$4.75
H1383	5" x 40 Ply x 1/2"	\$4.75
H1384	6" x 40 Ply x 1/2"	\$5.95
G2380	6" x 40 Ply x 3/4"	\$5.95
G8105	6" x 40 Ply x 3/4"	\$5.95
G2381	8" x 40 Ply x 3/4"	\$9.95
G8106	8" x 40 Ply x 3/4"	\$9.95

### HARD:

MODEL	TYPE	PRICE
H1385	6" x 50 Ply x 1/2"	\$8.95

## AIRWAY - HARD

These Airway buffs are 100% cotton sheets which are treated to stiffen the material. The pleats help hold compound. Hard buffs are perfect for removing light scratches in a wide variety of metals.

MODEL	TYPE	PRICE
H1386	6" x 1/2" Hole	\$6.95
H1387	8" x 1/2" Hole	\$8.95
H1388	8" x 3/4" Hole	\$8.95
G8107	8" x 3/4" Hole	\$5.95

## AIRWAY - SOFT

Airway buffs are 100% cotton sheets held together with a steel retainer which pleats the material to help it hold compound. Soft buffs are great for polishing brass and other soft metals.

MODEL	TYPE	PRICE
H1389	6" x 1/2" Hole	\$5.95
H1390	8" x 1/2" Hole	\$7.95
H1391	8" x 3/4" Hole	\$7.95
G8108	8" x 3/4" Hole	\$5.95

## LAMINATED SISAL

Popular for finishing various steels (including stainless), copper, aluminum and brass. Sisal removes small scratches, while the cloth gives a fine finish.

MODEL	TYPE	PRICE
H1392	6" x 1/2" x 1/2" Hole	\$3.95
G8102	6" x 1/2" x 3/4" Hole	\$3.95
H1393	8" x 1/2" x 1/2" Hole	\$4.95
H1394	8" x 1/2" x 3/4" Hole	\$4.95
G8103	8" x 1/2" x 3/4" Hole	\$4.49
G2379	10" x 1/2" x 1/2" Hole	\$4.95
G8104	10" x 1/2" x 3/4" Hole	\$4.95

## SPIRAL SEWN

Each layer is 100% unbleached cotton sheeting, spiral sewn approximately 1/4" apart. For final finishing on brass, stainless steel, aluminum, bronze and cast iron.

MODEL	TYPE	PRICE
H1367	3" x 40 Ply x 1/4" Hole	\$1.95
H1368	4" x 40 Ply x 1/4" Hole	\$2.95
H1369	4" x 30 Ply x 1/2" Hole	\$2.25
H1370	5" x 30 Ply x 1/2" Hole	\$2.95
H1371	6" x 30 Ply x 1/2" Hole	\$3.95
H1372	3" x 40 Ply x 1/2" Hole	\$1.95
H1373	4" x 40 Ply x 1/2" Hole	\$2.95
H1374	5" x 40 Ply x 1/2" Hole	\$3.95
H1375	6" x 40 Ply x 1/2" Hole	\$4.95
H1376	8" x 40 Ply x 1/2" Hole	\$8.95
H1377	5" x 60 Ply x 1/2" Hole	\$5.95
H1378	6" x 60 Ply x 1/2" Hole	\$6.95
H1379	8" x 60 Ply x 1/2" Hole	\$9.95

## ADJUSTABLE BUFFING MANDREL

ADJUSTABLE BUFFING MANDRELS FOR ULTIMATE ADAPTABILITY!

These mandrels easily adapt to 3/8", 1/2" and 1" arbor holes on buffing wheels. This allows you to use a wide variety of wheel sizes and styles on your buffer!

MODEL H0986 ONLY \$4.95

## BUFFING COMPOUNDS



**RED ROUGE** Made for fine polishing on brass and gold. Especially brings out a mirror finish when used with the soft muslin buffing wheel. 1lb. Bar.

MODEL H2605 ONLY \$3.95

**GREEN - EXTRA FINE** Great for extra-fine polishing on most metals to bring out that mirror finish. Works best with soft muslin and spiral sewn buffing wheels. 1lb. Bar.

MODEL H2606 ONLY \$5.95

**WHITE** Great for ivory, plastic and resins when used successively with the soft spiral sewn and soft airway buffing wheels. 1lb. Bar.

MODEL H2607 ONLY \$2.50

**BLACK** Designed to be used with "Hard" buffing wheels, this compound is perfect for the initial rough cut on stainless steel and iron. 1lb. Bar.

MODEL H2608 ONLY \$2.50

**TRIPOLI** A true middle-of-the-road abrasive, Tripoli provides an excellent medium cut for brass, aluminum and zinc alloy. 1lb. Bar.

MODEL H2609 ONLY \$2.50

**GREEN - FINE** Slightly more abrasive than the H2606, this green compound is great for a medium to fine polish with most softer metals. 1lb. Bar.

MODEL H2614 ONLY \$3.95

CALL 24 HOURS A DAY FROM ANYWHERE IN THE U.S.A. 1-800-523-4777

**BUFFING  
POLISHING**

## **HIGH END BUFFING COMPOUNDS, PASTES & POLISHES** **MENZERNA - MADE IN GERMANY!**




In our search for the best buffing & polishing compounds money could buy, we came across a German company that makes compounds for virtually all the high end guitar and instrument manufacturers in the U.S.A. as well as fine European luxury cars.

**IF YOU WANT THE ABSOLUTE BEST - THIS IS IT!**

### **BROWN - TRIPOLI PREPOLISH COMPOUND**

Coarse prepolishing Tripoli bar compound used to remove 600 grit sanding marks on all wood coatings, preparing the surface for high-gloss polishing. Can be used alone to achieve a smooth, even semi-gloss finish. Excellent as a prepolish for brass when followed by H0823 for a beautiful high-gloss polished surface. Use with a cotton buffing wheel.



**MODEL H0811** 2.35 lb. Bar **ONLY \$13<sup>95</sup>**

### **WHITE - PREPOLISH COMPOUND**


Medium polishing bar compound for removing 800 grit sanding marks. The high concentration aluminum oxide powder content works quickly, preparing the surface for final high-gloss finish. Use with a cotton buffing wheel.



**MODEL H0812** 2.5 lb. Bar **ONLY \$17<sup>95</sup>**

### **YELLOW - FINE POLISHING COMPOUND**

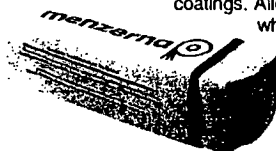
Fine polishing bar compound for an excellent high-gloss finish on all wood coatings and plastics. Removes light scratches (1000 grit and above) quickly, leaving a flawless surface. Designed to polish at a low-working temperature to prevent hazing of lacquer or plastic burning. Use with a Domet flannel buffing wheel on a pedestal buffer. Excellent for Nitrocellulose and Polyester Lacquers.



**MODEL H0813** 2.9 lb. Bar **ONLY \$17<sup>95</sup>**

### **WHITE POLISHING COMPOUND FOR POLYESTER FINISHES**

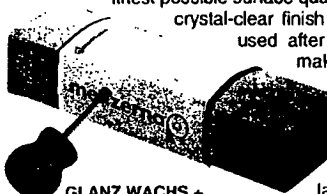
A dry version of H0813 that works great on polyester coatings. Allows you to see the surface easier while buffing with no wax residue. Leaves a beautiful high-gloss finish. Use with a Domet flannel buffing wheel.



**MODEL H0814** 1.9 lb. Bar **ONLY \$12<sup>95</sup>**

### **TAN - VERY FINE HIGH-GLOSS COMPOUND**

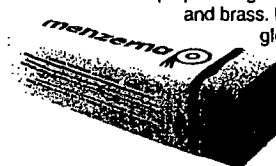
Very fine, dry polishing compound used after prepolishing for the finest possible surface quality with no residue. Leaves a crystal-clear finish on acrylic plastic. Generally used after H0813, this compound will make your instrument/project look "wet". Incredible finish! Use with a pedestal buffer at low speeds with a Domet flannel wheel. Great for Nitrocellulose or Polyester lacquers.



**MODEL H0815** 2.5 lb. Bar **ONLY \$17<sup>95</sup>**

### **GREEN - PREPOLISH FOR ALUMINUM & STAINLESS STEEL**

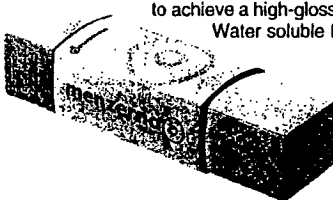
Coarse prepolishing bar compound for steel, aluminum and brass. Prepares the surface for final high-gloss polishing. Use with cotton and/or sisal buffing wheels.



**MODEL H0822** 1.8 lb. Bar **ONLY \$7<sup>95</sup>**

### **FINE HIGH-GLOSS COMPOUND**


Fine coloring compound for use with cotton buffing wheels to achieve a high-gloss finish on brass and copper. Water soluble for easy clean up.



**MODEL H0823** 2.75 lb. Bar **ONLY \$9<sup>95</sup>**

### **HIGH GLOSS COMPOUND FOR STAINLESS STEEL**

Very dry, water soluble, polishing bar compound for high-gloss buffing of steel, brass and copper. Use with cotton buffing wheels. leaves a residue-free surface.



GRIZC-04331

**MODEL H0824** 1.75 lb. Bar **ONLY \$7<sup>95</sup>**



## HIGH END BUFFING COMPOUNDS, PASTES & POLISHES MENZERNA - MADE IN GERMANY!

**BUFFING  
POLISHING**



### COARSE PREPOLISHING PASTE

Coarse prepolysh paste compound for removing 400-600 grit sanding marks. Leaves a smooth matte finish, or can be followed with H0817 and H0818 for a high-gloss finish. Use with a lamb's wool buffing pad at approximately 1200-1400 RPM.



MODEL H0816      1.65 lb. Can      ONLY \$11<sup>95</sup>

### MEDIUM PREPOLISHING PASTE

Medium prepolysh paste compound for removing 600-800 grit sanding marks. Leaves a semi-gloss surface and can be followed with H0818 for a high-gloss finish. Use with a lamb's wool buffing pad at approximately 1200-1400 RPM.



MODEL H0817      1.65 lb. Can      ONLY \$11<sup>95</sup>

### FINE PREPOLISHING PASTE

Fine paste compound for removing 1000 grit sanding marks on lacquer, polyurethane, and polyester coatings. Use with a lamb's wool polishing pad, running at 1400 RPM, for a beautiful high-gloss surface. Can also be used on fiberglass to restore the gloss and remove oxidation.



GLANZ WACHS

MODEL H0818      1.65 lb. Can      ONLY \$11<sup>95</sup>

### COARSE PREPOLISH LIQUID

Coarse Powercut prepolyshing liquid is designed to remove 1000-1200 grit sanding marks on lacquer surfaces. Best results can be achieved with a lambs wool buffing pad and an air or electrically operated buffing machine with 1500 - 2500 R.P.M. May also be used by hand or machine on fresh or aged finishes. Contains no silicone.



MODEL H0819      2.2 lb. Bottle      ONLY \$14<sup>95</sup>

### MEDIUM PREPOLISH LIQUID

Medium Speedcut polishing liquid is designed for use after 1500 grit sanding on lacquer to achieve a high-gloss surface. Best results can be achieved with a lambs wool buffing pad and an air or electrically operated buffing machine with 1500 - 2500 R.P.M. May also be used by hand or machine on fresh or aged finishes. Contains no silicone.



GRIZC-04332

GLANZ WACHS

MODEL H0820      2.2 lb. Bottle      ONLY \$15<sup>95</sup>

### HIGH GLOSS LIQUID POLISHING COMPOUND

Fine Intensive polishing liquid completely removes light scratches and swirl marks on lacquer surfaces. It can also be used by hand for a high luster on new or aged finishes. Best results can be achieved with a lambs wool buffing pad or soft foam polishing pads and an air or electrically operated buffing machine with 1500 - 2500 R.P.M. Contains no silicone.



GLANZ WACHS +

MODEL H0821      2.2 lb. Bottle      ONLY \$16<sup>95</sup>


**CALL 24 HOURS A DAY FROM ANYWHERE IN THE U.S.A. 1-800-523-4777**

**ALUMINUM OXIDE  
BENCH GRINDING WHEELS - TYPE 1**


Telescopic bore adjusts to 1/2", 3/4" and 1"

MODEL	SIZE	BORE	GRIT	PRICE
G7404	6" x 1/2"	1" Max.	46	\$6.95 ea
G7405	6" x 1/2"	1" Max.	24	\$6.95 ea
G7406	6" x 1/2"	1" Max.	36	\$6.95 ea
G7407	6" x 1/2"	1" Max.	60	\$6.95 ea
G7408	6" x 3/4"	1" Max.	24	\$7.95 ea
G7409	6" x 3/4"	1" Max.	36	\$7.95 ea
G7410	6" x 3/4"	1" Max.	46	\$7.95 ea
G7411	6" x 3/4"	1" Max.	60	\$7.95 ea
G7412	6" x 1"	1" Max.	24	\$8.95 ea
G7413	6" x 1"	1" Max.	36	\$8.95 ea

MODEL	SIZE	BORE	GRIT	PRICE
G7414	6" x 1"	1" Max.	46	\$8.95 ea
G7415	6" x 1 1/2"	1" Max.	60	\$8.95 ea
G7421	8" x 1/2"	1" Max.	24	\$9.95 ea
G7422	8" x 1/2"	1" Max.	46	\$9.95 ea
G7423	8" x 1/2"	1" Max.	60	\$9.95 ea
G7424	8" x 1"	1" Max.	24	\$11.95 ea
G7425	8" x 1"	1" Max.	36	\$11.95 ea
G7426	8" x 1"	1" Max.	46	\$11.95 ea
G7427	8" x 1"	1" Max.	60	\$11.95 ea




**FRIABLE SURFACE  
GRINDING WHEELS -  
TYPE 1**



Aluminum Oxide

MODEL	SIZE	BORE	GRIT	PRICE
G7431	7" x 1/2"	1 1/4"	46	\$6.95 ea
G7432	7" x 1/2"	1 1/4"	60	\$6.95 ea
G7433	7" x 1/2"	1 1/4"	46	\$8.95 ea
G7434	7" x 1/2"	1 1/4"	60	\$8.95 ea
H4209	7" x 3/4"	1 1/4"	46	\$12.95 ea
H4210	7" x 3/4"	1 1/4"	60	\$12.95 ea
G7435	8" x 1/2"	1 1/4"	46	\$11.95 ea
G7436	8" x 1/2"	1 1/4"	60	\$11.95 ea
G7437	8" x 3/4"	1 1/4"	46	\$12.95 ea
G7438	8" x 3/4"	1 1/4"	60	\$12.95 ea
G7439	10" x 1/2"	3"	46	\$17.95 ea
G7440	10" x 1/2"	3"	60	\$17.95 ea
G7441	10" x 1"	3"	46	\$25.95 ea
G7442	10" x 1"	3"	60	\$25.95 ea

**CUT-OFF WHEELS -  
TYPE 1**



Aluminum  
Oxide

MODEL	SIZE	BORE	GRIT	PRICE
G7396	3" x 1/2"	1/4"	24	\$1.29 ea
G7397	4" x 1/2"	3/8"	24	\$1.49 ea
G7398	4" x 1/2"	1/2"	24	\$1.49 ea
G7399	4 1/2" x 1/2"	1/2"	24	\$1.69 ea
G7400	6" x .035"	1/2"	24	\$2.95 ea
G7401	7" x 1/2"	3/8"	24	\$3.49 ea
G7402	12" x 1/2"	1"	24	\$4.49 ea
G7403	14" x 1/2"	1"	24	\$5.49 ea
G7429	14" x 1/2"	1"	24	\$6.95 ea


**BENCH GRINDING  
WHEELS - TYPE 5**

Aluminum  
Oxide



MODEL	SIZE	BORE	GRIT	PRICE
G7877	6" x 1 1/2"	3/4"	60	\$12.95 ea
G7878	6" x 1 1/2"	3/4"	80	\$12.95 ea
G7879	6" x 1 1/2"	3/4"	120	\$12.95 ea
G7416	6" x 1 1/2"	1/2"	120	\$11.95 ea
G7417	6" x 1 1/2"	1/2"	180	\$11.95 ea
G7418	6" x 1 1/2"	1/2"	220	\$12.95 ea
G7419	6" x 1 1/2"	1/2"	320	\$13.95 ea
G7420	10" x 2"	1 1/4"	320	\$31.95 ea

**DEPRESSED CENTER GRINDING WHEELS - TYPE 27**



Resin  
Bonded

MODEL	SIZE	BORE	GRIT	PRICE
G7381	4" x 1/2"	3/8"	A24	\$1.49 ea
G7382	4" x 1/2"	1/2"	A24	\$1.49 ea
G7383	4 1/2" x 1/2"	1/2"	A24	\$1.49 ea
G7384	4 1/2" x 1/2"	3/4"	A24	\$1.69 ea
G7385	4 1/2" x 1/2"	1"	A24	\$1.69 ea
G7388	7" x 1/2"	1/2"	A24	\$2.09 ea
G7389	7" x 1/2"	3/4"	A24	\$2.79 ea
G7390	7" x 1/2"	1"	A24	\$2.99 ea
G7391	7" x 1/2"	1 1/4"	A24	\$3.29 ea
G7393	9" x 1/2"	3/4"	A24	\$3.99 ea
G7394	9" x 1/2"	1"	A24	\$4.29 ea
G7395	9" x 1/2"	1 1/4"	A24	\$3.29 ea

GRIZC-04333

## ALUMINUM OXIDE GRINDING WHEELS — TYPE 1

Aluminum oxide wheels are used for general purpose metal grinding.

MODEL	SIZE	BORE	GRIT	PRICE
G1979	6" x 3/4"	1/2"	36	\$6.95
G1980	6" x 3/4"	1/2"	60	\$6.95
G1982	8" x 1"	3/8"	36	\$10.95
G1983	8" x 1"	3/8"	60	\$10.95



## SILICON CARBIDE GRINDING WHEELS

Green silicon wheels are much softer and are used for grinding carbide.

MODEL	SIZE	BORE	GRIT	PRICE
G1981	6" x 3/4"	1/2"	120	\$13.95
G1984	8" x 1"	3/8"	120	\$16.95



## SILICON CARBIDE BENCH GRINDING WHEELS — TYPE 5


Silicon carbide grinding wheels are used for grinding carbide.

MODEL	SIZE	BORE	GRIT	PRICE
G8235	6" x 1 1/2"	3/8"	60	\$12.95
G8236	6" x 1 1/2"	3/8"	80	\$12.95
G8237	6" x 1 1/2"	3/8"	120	\$12.95




GRIZC-04334

## RAZOR SHARP SYSTEM



### REMARKABLE PROFESSIONAL RESULTS!

Turn your standard 1/2"-arbor bench grinder into a super sharpening system. Razor Sharp uses two 3/4" x 8" wheels - one that's charged with a special abrasive grit, the other, a slotted wheel that's used with white rouge - to provide a honing and bench polishing system capable of delivering professional-quality edges on knives, scissors, chisels, punches and other precision-edged tool blades. Kit includes sharpening grit, white rouge and conditioning grease.



8" Razor Sharp System Kit	
MODEL G5937	ONLY \$29 <sup>95</sup>
8" x 3/4" Gritted Replacement Wheel	
MODEL G5938	ONLY \$9 <sup>95</sup>
8" x 3/4" Slotted Replacement Wheel	
MODEL G5939	ONLY \$9 <sup>95</sup>
8" x 3/4" Shaper Wheel	
MODEL G5940	ONLY \$3 <sup>95</sup>
Deluxe Grit Pack	
MODEL G5941	ONLY \$9 <sup>95</sup>

CALL 24 HOURS A DAY FROM ANYWHERE IN THE U.S.A. 1-800-523-4777


## ZIRCONIA FLAP DISCS

These Zirconia Flap Discs from DeWalt are made of overlapping cloth backed sandpaper segments that are designed to wear away, constantly exposing fresh new grains. Zirconia grit provides up to 3 times faster material removal than fiber resin discs and premium abrasive cloth provides up to 15 times longer life than fiber resin discs.



MODEL	SIZE	BORE	GRIT	PRICE
H4247	4"	3/8"	36	\$4.95 ea
H4248	4"	3/8"	60	\$4.95 ea
H4249	4"	3/8"	80	\$4.95 ea
H4250	4 1/2"	3/8"	36	\$5.95 ea
H4251	4 1/2"	3/8"	60	\$5.95 ea
H4252	4 1/2"	3/8"	80	\$5.95 ea
H4253	4 1/2"	3/8"	120	\$5.95 ea
H4254	4 1/2"	3/8"-11	36	\$6.95 ea
H4255	4 1/2"	3/8"-11	60	\$6.95 ea
H4256	4 1/2"	3/8"-11	80	\$6.95 ea
H4257	5"	3/8"	36	\$7.95 ea
H4258	5"	3/8"	60	\$7.95 ea
H4259	5"	3/8"	80	\$7.95 ea

## FLARING CUP GRINDING WHEEL — TYPE 11




These 6" grinding wheels are suitable for 7" and 9" angle grinders having a 3/8"-11 arbor. Made with 2" of Resinoid bonded aluminum oxide, these wheels will give long lasting fast cutting use!

MODEL	SIZE	BORE	GRIT	PRICE
G7430	6" x 2"	3/8"	16	\$15.95 ea

**SHOP  
FOX  
MOBILE BASES**

## THE AMAZING SHOP FOX® MOBILE BASES



**G7315**  
shown holding  
up 5,000 lbs  
during Shop Fox®  
testing!



**PATENTED**

**GRIZC-04335**




Wood® magazine  
Oct 1999

"When we reviewed mobile bases in the December 1998 issue, we preferred those models that could change in size to adapt to different machines, had four points of support for stability, featured rigid construction for holding heavy machines with good stability, could maneuver in tight shops, and required no tools for leveling. That's quite a list of demands, and none of the mobile bases filled the whole bill - until now.

After testing two sizes of the new Shop Fox® mobile bases we give them high grades in all of the above-mentioned areas."


PERFORMANCE ★ ★ ★ ★ ★  
VALUE ★ ★ ★ ★ ★



**ALL SHOP FOX®  
MOBILE BASES  
COME WITH  
RETRACTABLE  
FEET**

### MINI SHOP FOX® MOBILE BASE

The newest addition to the family of mobile bases. Don't let the little size of this one fool you. It shares the same design concepts as its two bigger brothers, giving you an amazing 600 lb. capacity in a small package. Adjusts from 10½" x 14½" to 17" x 21½". Weighs 32 lbs.



**600 LB.  
CAPACITY**

**MODEL G8683**

**ONLY \$59<sup>95</sup>**

**PATENTED**

**THE G8683  
MINI SHOP FOX®  
MOBILE BASE FITS  
THE FOLLOWING GRIZZLY®  
MACHINES AND MANY OTHERS**

MODEL G1035	SHAPER
MODEL G1071	SPINDLE SANDER
MODEL G1182	JOINTER
MODEL G1182Z	JOINTER
MODEL G1182HW	JOINTER
MODEL G1182ZX	JOINTER
MODEL G4186Z	BANDSAW
MODEL G5787	MEAT SAW
MODEL G8620	MORTISING MACHINE
MODEL G8793	SANDER
MODEL G9960	KNIFE GRINDER
MODEL G9970	BANDSAW
MODEL H4792	SHAPER

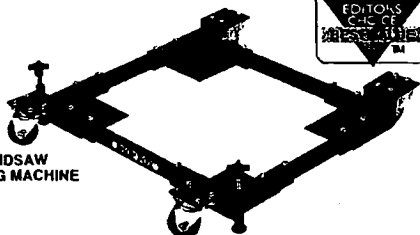
# THE AMAZING SHOP FOX® MOBILE BASES

## HEAVY-DUTY SHOP FOX® MOBILE BASE

This patented base is the most stable on the market with outrigger type supports. Adjusts from 19" x 20½" to 29½" x 29½". 600 lb. capacity. Weighs 47 lbs.

**THE G7314 HEAVY-DUTY SHOP FOX® MOBILE BASE FITS THE FOLLOWING GRIZZLY® MACHINES AND MANY OTHERS.**

MODEL G1012	BANDSAW
MODEL G1014Z	SANDER
MODEL G1018 SERIES	JOINTERS
MODEL G1019 SERIES	BANDSAWS
MODEL G1021 SERIES	PLANERS
MODEL G1022 SERIES	TABLE SAWS
MODEL G1023 SERIES	TABLE SAWS
MODEL G1026	SHAPER
MODEL G1037	PLANER/MOULDER
MODEL G1148	BANDSAW
MODEL G4006	METAL CUTTING BANDSAW
MODEL G4185	HORIZONTAL BORING MACHINE
MODEL G4013	PARTS WASHER
MODEL G4790	SANDER
MODEL G5045	TABLE SAW
MODEL G5963	SURFACE GRINDER
MODEL G8030	OVERARM ROUTER
MODEL G8144	METAL CUTTING BANDSAW
MODEL G8621/G8622	SHAPERS
MODEL G9922	SANDER
MODEL G9971	BANDSAW



PATENTED

**600 LB. CAPACITY**

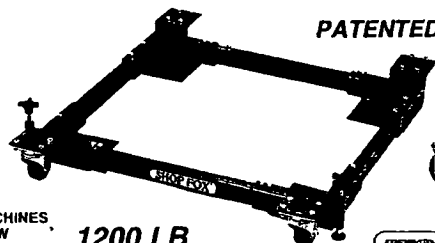
**MODEL G7314 ONLY \$69<sup>95</sup>**

## SUPER HEAVY-DUTY SHOP FOX® MOBILE BASE

This is the strongest mobile base on the market. Made for machines that weigh between 500 lbs. to 1200 lbs., this base is extremely stable with outrigger type supports. Adjusts from 18" x 24½" to 28½" x 33½". Weighs 61 lbs.

**THE G7315 SUPER HEAVY-DUTY SHOP FOX® MOBILE BASE FITS THE FOLLOWING GRIZZLY® MACHINES AND MANY OTHERS.**

MODEL G1033	PLANER
MODEL G1073 SERIES	BANDSAW
MODEL G1258	BANDSAW
MODEL G4178	JOINTER
MODEL G5850Z/G5851Z	PLANERS
MODEL G7213	PLANER
MODEL G7214Z	SHAPER
MODEL G7215Z	SHAPER
MODEL G8621	SHAPER
MODEL G8622	SHAPER
MODEL G5850	PLANER
MODEL G5851	PLANER
MODEL G5912Z	SHAPER
MODEL G5913/13Z	SHAPERS
MODEL G5943/44	MILLING MACHINES
MODEL G5959	CABINET SAW
MODEL G7209/10	TABLE SAWS
MODEL G7213	PLANER
MODEL G9957	TABLE SAW
MODEL G9982	SANDER



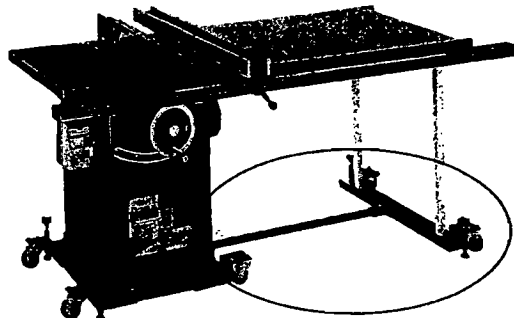
PATENTED

**1200 LB. CAPACITY**

**MODEL G7315 ONLY \$89<sup>95</sup>**

## EXTENSION KIT FOR SHOP FOX® MOBILE BASES



This kit easily bolts on to Models G7314 or G8683 to provide support for an extension table or similar device. Allows the whole machine and extension to move as one unit. Adjustable for length (up to 44") as well as front to back. Very versatile!



**MODEL G8684**

**ONLY \$59<sup>95</sup>**

## EXTENSION BARS FOR SUPER HEAVY-DUTY SHOP FOX® MOBILE BASE



These 36" extension bars replace the standard length side rails on the G7315 Super Heavy-Duty Mobile Base. This allows the base to be assembled with a minimum capacity of 18" x 34" to a maximum capacity of 28½" x 44", suitable for heavier and longer machines such as lathes.

**MODEL G8685**

Pair of Extension Bars

**ONLY \$29<sup>95</sup>**

**CALL 24 HOURS A DAY FROM ANYWHERE IN THE U.S.A. 1-800-523-4777**

**115**

**SHOP FOX  
MOBILE BASES**



GRIZC-04336




**SHOP FOX®**

## ROLLER STANDS AND TOOL TABLES

### SHOP FOX® ROLLER TABLE

Use these versatile roller tables wherever you need extra workpiece support. Features all-steel welded construction and measures 19" x 65" long. Comes with 9 ball bearing rollers and has four independently adjustable legs for any leveling requirement. Adjustable in height from 26½" to 44½". Approximate shipping weight: 89 lbs.




1000 LB.  
CAPACITY!

MODEL G8982

ONLY \$129<sup>95</sup>

### SHOP FOX® TOOL TABLE

Get that bench-top tool off your bench and put it on this sturdy Shop Fox® stand instead! Flared legs and adjustable rubber feet ensure stability and reduce machine vibration. Butcher block finish table top measures 13" x 23" and is 30½" from the floor. Bottom measures 32" x 22".



STURDY BRACES  
INCREASE STABILITY  
700 LB. CAPACITY!

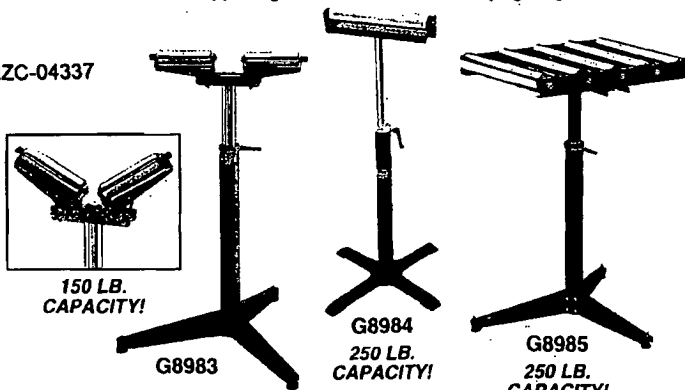
Although rated at 700 lb. capacity,  
this tool table was able to hold up 1400 lbs of sand bags!

MODEL G7313 REG. \$54<sup>95</sup> SPECIAL \$39<sup>95</sup>  
TWO OR MORE \$35<sup>00</sup> EACH

### SHOP FOX® ROLLER STANDS

These super heavy-duty roller stands feature convenient hand knobs for fast height adjustment. Invaluable for supporting work on machines of varying heights.

GRIZC-04337



#### SHOP FOX® TILTING ROLLER STAND

Adjusts from 26" to 44". Adjusts 0-45°.

MODEL G8983 ONLY \$39<sup>95</sup>

SINGLE ROLLER STAND Adjusts from 26½" to 45".

MODEL G8984 ONLY \$39<sup>95</sup>

5 ROLLER STAND Adjusts from 26" to 44½".

MODEL G8985 ONLY \$59<sup>95</sup>

### SHOP FOX® ROLLER STAND

Adjustable work-support is constructed for heavy-duty use! Adjusts in height from 24½" to 42½". Unique design provides superior stability.

- Unit folds flat for storage
- All-steel construction
- 13" wide ball bearing rollers
- Non-marring foot pads

SPECIAL  
MODEL G7121 \$22<sup>95</sup> \$18<sup>95</sup>

150 LB.  
CAPACITY!



G7121

### SHOP FOX® TOOL STAND

This sturdy 24" tall, universal tool stand measures 27½" x 31½" at the base and 17½" x 22" at the top. Includes non-slip rubber feet.



1000 LB. CAPACITY!

MODEL G8986 ONLY \$39<sup>95</sup>

### 11-BALL ROLLER SET

Now you can make your own roller stand, put it right where you want it and not worry about feed direction. Excellent for all sides of your table saw. Measures 17" long x 1½" wide.




MODEL G3067 ONLY \$13<sup>95</sup>  
2 OR MORE ONLY \$11<sup>95</sup>

**SATA****MADE IN GERMANY!****AIR GUNS**

If money was no object and you asked for the best quality spray gun in the world, then SATA would be it. These German made guns are used by the best Auto Body shops as well as many large musical instrument manufacturers. SATA also makes spray heads for Robot Sprayers. EXPENSIVE, BUT WORTH IT!

**SATA MINIJET 2 HVLP**

The SATA MiniJet 2 HVLP is ideally suited for touch-up and design applications. It features: V4A stainless steel needle and fluid tip, narrow to wide fan control and fluid adjustment, 125 cubic cm plastic cup and solvent resistant Teflon® seals. 0.8mm tip.



GRIZC-04338

MODEL H2855

ONLY \$239<sup>95</sup>**SATA NR-95 HVLP SIPHON GUN**


The SATA NR-95 HVLP Siphon Gun with anodized teal green finish features: V4A stainless steel needle and fluid tip, narrow to wide fan control, fluid adjustment and air micrometer, 1.0 liter aluminum siphon cup and solvent resistant Teflon® seals. 1.9mm tip.



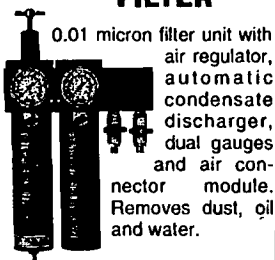
MODEL H2857

ONLY \$419<sup>95</sup>**SATAJET 2000 HVLP DIGITAL**


Digital technology now makes things easier — including perfect paint jobs. Air inlet pressure is set and controlled where it really matters — inside the spray gun. The SATAjet 2000 HVLP Digital means unsurpassed material savings, along with perfect finishes and the highest level of color matching. Ideal for any material, but is especially suitable for water borne basecoats. Features: V4A stainless steel needle and fluid tip, narrow to wide fan control, fluid adjustment and air micrometer, 1 liter aluminum cup and solvent resistant Teflon® seals. 1.3mm tip.



MODEL H2859

ONLY \$479<sup>95</sup>**SATA DUAL STAGE FILTER**MODEL H2861 ONLY \$699<sup>95</sup>**SATA UNIVERSAL WALL HANGER**

This wall mounted gravity gun holder can be installed at various locations for convenient storage.

MODEL H2862 ONLY \$17<sup>95</sup>**SATA RED JET/B WITH AIR MICROMETER AND GAUGE**

The SATA Red Jet/B conventional top coat gravity gun with anodized red finish features: V4A stainless steel needle and fluid tip, narrow to wide fan control, fluid adjustment and air micrometer, 0.6 liter plastic cup and solvent resistant Teflon® seals. 1.4mm tip.



MODEL H2856

ONLY \$299<sup>95</sup>**SATAJET NR-95 HVLP GRAVITY GUN**

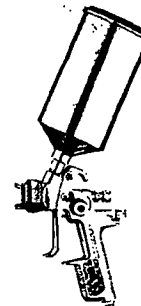
The SATAjet NR-95 HVLP Gravity Gun with anodized teal green finish features: V4A stainless steel needle and fluid tip, narrow to wide fan control, fluid adjustment and air micrometer, 0.6 liter plastic cup and solvent resistant Teflon® seals. 1.3mm tip.



MODEL H2858

ONLY \$429<sup>95</sup>**SATAJET RP DIGITAL**


The SATAjet RP features the same digital technology as the SATAjet 2000 HVLP, but provides the perfect compromise between outstanding economy of the HVLP gun and super fast work speed. The SATAjet RP Digital has been tuned for high material transfer rates and can be used for all types of paints, but is especially suited for those containing high solids. Features: V4A stainless steel needle and fluid tip, narrow to wide fan control, fluid adjustment and air micrometer, 1 liter aluminum cup and solvent resistant Teflon® seals. 1.3mm tip.



MODEL H2860

ONLY \$469<sup>95</sup>**QUICK COUPLINGS**

These German type HVLP fittings include H2863 Male Quick Connect fitting or H2864 Female Nipple. Brass construction. 1/4" pipe thread.



German Quick Coupler  
MODEL H2863 ONLY \$12<sup>95</sup>  
Nipple  
MODEL H2864 ONLY \$4<sup>95</sup>

**SATA PLASTIC CUP & LID FOR H2859 & H2860**

This 0.6 liter plastic gravity cup and matching lid fit Model H2859 and H2860 SATAjet Guns.



Cup  
MODEL H2865 ONLY \$49<sup>95</sup>  
Lid  
MODEL H2866 ONLY \$19<sup>95</sup>

**CALL 24 HOURS A DAY FROM ANYWHERE IN THE U.S.A. 1-800-523-4777****117**

# AIR COMPRESSORS



**CAMPBELL  
HAUSFELD**  
MADE IN U.S.A.

## AIR COMPRESSORS



**2 YEAR  
WARRANTY!**

G5950



G6758

**3 YEAR WARRANTY!**

GRIZC-04339



G4580

**3 YEAR WARRANTY!**



CALL 1-800-543-6400 FOR WARRANTY SERVICE

### 5 H.P. 30-GALLON CAST IRON COMPRESSOR

- Cast iron compressor pump • Oil lubricated pump • Lower pump RPM's • 30-gallon tank • 5 HP, 120 volt motor • Single cylinder • Minimal heat for longer life and quiet operation • Weighs 180 lbs. • 54" tall

**MODEL G5950 VS5007 ONLY \$379<sup>95</sup>**

SHIP ANYWHERE TO WITHIN STATES FOR \$55<sup>00</sup>

### 5 H.P. 30-GALLON VERTICAL CAST IRON COMPRESSOR

- This big compressor is portable and doesn't take up much space!
- 5 H.P. motor and 30-gallon tank • Twin cylinder • Oil lubricated pump
- 115 volt motor • Delivers 6.6/5.8 CFM @ 40/90 • 50.5 inches tall
- Weighs 180 lbs.

**MODEL G6758 VT6299 ONLY \$399<sup>95</sup>**

SHIP ANYWHERE WITHIN 48 STATES FOR \$55<sup>00</sup>

### 5 & 5½ H.P. GAS CONTRACTOR COMPRESSORS

- 5 H.P. Gas Briggs & Stratton or 5.5 H.P. Gas Honda engine • Features: Twin cylinder, belt driven, oil lubed, cast iron pump, low profile twin 4-gallon tanks and Solberg industrial filter • B&S delivers 10.2/8.4 CFM at 40/90 PSI • Honda delivers 10.3/8.5 CFM at 40/90 PSI
- Completely portable • Weighs 176 lbs

**MODEL G3053 VT6152**

5 h.p. Briggs & Stratton **ONLY \$499<sup>95</sup>**

**MODEL G4580 VT6172 ONLY \$629<sup>95</sup>**

5½ h.p. Honda Gas Engine **ONLY \$629<sup>95</sup>**

SHIP ANYWHERE WITHIN 48 STATES FOR \$55<sup>00</sup>

### 7 H.P. 60-GALLON CAST IRON COMPRESSOR

- 60-gallon ASME air tank • Runs on 240V single phase • Comes complete with pressure switch, pressure gauge and relief valve • Oil-lubricated • Belt driven
- Delivers 11.8/10.3 CFM at 40/90 PSI • Weighs 290 lbs. • 66" tall

**MODEL G5396 VT6275 ONLY \$429<sup>95</sup>**

SHIP ANYWHERE WITHIN 48 STATES FOR \$75<sup>00</sup>

### 7 H.P. 60-GALLON QUAD COMPRESSOR

*Ideal for use with HVLP spray guns & tools that need high output!*

- 60-gallon tank • 240V • Low RPM • Delivers 16.8 CFM at 90 PSI • Oil-lubed
- Does not require magnetic starter • Single Stage • 4 cast iron cylinders
- Brand new design offers more CFM for less money • Weighs 345 lbs. • 67" tall

**MODEL G4579 CIQ71060V ONLY \$799<sup>95</sup>**

SHIP ANYWHERE WITHIN 48 STATES FOR \$75<sup>00</sup>

### 7½ H.P. 2-STAGE COMPRESSOR

Cabinet shops: Take a good look. If you plan on using air tools all day, this is the compressor for you! • 7½ H.P., 240V motor doesn't slow down • Delivers an amazing 25.1/27.2 CFM at 175/90 PSI • Vertical 80-gallon ASME tank • Includes a pressure switch, pressure gauge, oil sight and relief valve • Magnetic starter is mounted and wired • Weighs 530 lbs. • 77" tall

**MODEL G2815 CIO71080VMS ONLY \$1,399<sup>95</sup>**

SHIP ANYWHERE WITHIN 48 STATES FOR \$125<sup>00</sup>




G5396

**3 YEAR WARRANTY!**




G4579

**3 YEAR WARRANTY!**



G2815

**3 YEAR WARRANTY!**



G5395

**1 YEAR  
WARRANTY!**



G6260

**3 YEAR  
WARRANTY!**



H4189

**3 YEAR  
WARRANTY!**



H4190

**2 YEAR  
WARRANTY!**



### 5 H.P. 20-GALLON MAINTENANCE FREE COMPRESSOR

- 20-gallon • Oil free delivery • 5.5 CFM @ 90 PSI • 6.9 CFM @ 40 PSI
- Single piston • Direct drive pump (no belts) • 115V
- Regulator and gauge included • Weighs 115 lbs.

**MODEL G5395 WL6502 ONLY \$249<sup>95</sup>**

SHIP ANYWHERE WITHIN 48 STATES FOR \$55<sup>00</sup>

### 5 H.P. 20-GALLON CAST IRON COMPRESSOR

- 5 H.P. single-stage system • Twin-cylinder cast iron compressor features a big 20-gallon tank • Delivers 6.6 CFM at 40 PSI and 5.8 CFM at 90 PSI
- Built-in regulator included • Weighs 150 lbs.

**MODEL G6260 VT6290 ONLY \$359<sup>95</sup>**

SHIP ANYWHERE WITHIN 48 STATES FOR \$55<sup>00</sup>

### PORTABLE AIR COMPRESSOR

- 120V • 125 PSI • 4 amps • 2 industrial plugs, 2 inflatable nozzles, inflation needle and adapter, tire chuck, industrial coupler and 50 ft. of recoil hose included with compressor • Weighs 18 lbs.

**MODEL H4189 FP2004 ONLY \$99<sup>95</sup>**

### 4-GALLON TANK MOUNTED AIR COMPRESSOR

- 120V • 125 PSI • 4 amps • Bonus kit includes 1¼" brad nailer, high impact carry case, tool oil, 1" brad nails, 2 allen wrenches, male coupler, female coupler, female industrial plug, 25 ft. air hose and male industrial plug
- Weighs 39 lbs.

**MODEL H4190 FP202099AV ONLY \$149<sup>95</sup>**



## PORTER+CABLE AIR COMPRESSORS

**AIR  
COMPRESSORS**

### PORTER+CABLE

1 YEAR  
WARRANTY




H3714



H3715



H3716



H3713



### 6 H.P. 20-GALLON AIR COMPRESSOR

• 20-gallon tank • 15 amps @ 115 volts • 135 PSI • SCFM Air Delivery 8.3 @ 40 PSI / 5.8 @ 90 PSI • Standard equipment: Compressor, ASME safety valve, air regulator and gauges, 1/4" quick coupler and operating manual • Weighs 142 lbs.

MODEL H3713 CPF6020

ONLY \$399<sup>95</sup>

SHIP ANYWHERE WITHIN 48 STATES FOR \$5<sup>00</sup>

### 6 H.P. 25-GALLON AIR COMPRESSOR

• 25-gallon tank • 15 amps @ 115 volts • 135 PSI • SCFM Air Delivery 8.6 @ 40 PSI / 6.8 @ 90 PSI • Pressure release • 2 gauges • Standard equipment: Compressor, ASME safety valve, air regulator and gauges, 1/4" quick coupler and operating manual • Weighs 152 lbs.

MODEL H3714 CPL6025

ONLY \$449<sup>95</sup>

SHIP ANYWHERE WITHIN 48 STATES FOR \$5<sup>00</sup>

### 6 H.P. 25-GALLON VERTICAL AIR COMPRESSOR

• 25-gallon tank • 15 amps @ 115 volts • 135 PSI • SCFM Air Delivery 8.3 @ 40 PSI / 5.8 @ 90 PSI • Pressure release • 2 gauges • Standard equipment: Compressor, ASME safety valve, air regulator and gauges, 1/4" quick coupler and operating manual • Weighs 133 lbs.

MODEL H3715 CPF6025VP

ONLY \$399<sup>95</sup>

SHIP ANYWHERE WITHIN 48 STATES FOR \$5<sup>00</sup>

### 25-GALLON VERTICAL AIR COMPRESSOR

• 25-gallon tank • 15 amps @ 115 volts • 175 PSI • SCFM Air Delivery 5.6 @ 40 PSI / 5.1 @ 90 PSI • Pressure release • Regulator • 2 gauges • Standard equipment: Compressor, ASME safety valve, air regulator and gauges, 1/4" quick coupler and operating manual • Weighs 130 lbs.

MODEL H3716 CPFC2TV3525VP

ONLY \$469<sup>95</sup>

SHIP ANYWHERE WITHIN 48 STATES FOR \$5<sup>00</sup>

### 7 H.P. 60-GALLON AIR COMPRESSOR

• 60-gallon tank • 15 amps @ 115 volts • 135 PSI • SCFM Air Delivery 14.2 @ 40 PSI / 9.7 @ 90 PSI • Pressure release • Standard equipment: Compressor, ASME safety valve, tank gauge and operating manual • Weighs 232 lbs.

MODEL H3717 CPLC7060V

ONLY \$529<sup>95</sup>

SHIP ANYWHERE WITHIN 48 STATES FOR \$5<sup>00</sup>

### 7 H.P. 80-GALLON 2-STAGE AIR COMPRESSOR

• 80-gallon tank • 30 amps @ 115 volts • 175 PSI • SCFM Air Delivery 17.4 @ 40 PSI / 16.9 @ 90 PSI • Pressure release • Standard equipment: Compressor, ASME safety valve, tank gauge and operating manual • Weighs 397 lbs.

MODEL H3718 CPLKC7080V2

ONLY \$969<sup>95</sup>

SHIP ANYWHERE WITHIN 48 STATES FOR \$75<sup>00</sup>

### 7 1/2 H.P. 80-GALLON 2-STAGE CAST-IRON AIR COMPRESSOR

• 80-gallon tank • 30 amps @ 115 volts • 175 PSI • SCFM Air Delivery 25 @ 100 PSI / 23.5 @ 175 PSI • Pressure release • Glober valve • Standard equipment: Compressor, ASME safety valve, globe valve, tank gauge and operating manual • Weighs 465 lbs.

MODEL H3719 CPLMC7580V2C


ONLY \$1,599<sup>95</sup>

SHIP ANYWHERE WITHIN 48 STATES FOR \$75<sup>00</sup>

FOR WARRANTY SERVICE, CALL 1-888-848-5175

### PORTER+CABLE

3 YEAR  
WARRANTY ON  
EACH OF THESE!



H3719



H3718



H3717



### PORTER+CABLE

1 YEAR  
WARRANTY



H3711

3 YEAR  
WARRANTY  
ON H3718!



H3712



### SIDE-STACK AIR COMPRESSORS

• 3 H.P. • 5-gallon tank • 135 PSI • 8.0 CFM @ 40 PSI / 5.3 CFM @ 90 PSI • Standard equipment: Compressor, ASME safety valve, air regulator and gauge, 1/4" quick coupler and operating manual • Weighs 75 lbs.

MODEL H3711 CPF4005

OIL-LESS

ONLY \$259<sup>95</sup>

SHIP ANYWHERE WITHIN 48 STATES FOR \$30<sup>00</sup>

• 2.4 H.P. • 13-gallon tank • 155 PSI • 5.1 CFM @ 40 PSI / 3.1 CFM @ 90 PSI • Standard equipment: Compressor, ASME safety valve, air regulator and gauge, 1/4" quick coupler and operating manual • Weighs 75 lbs.

MODEL H4188 CPLDC2540S

OIL-LUBE

ONLY \$329<sup>95</sup>

SHIP ANYWHERE WITHIN 48 STATES FOR \$30<sup>00</sup>

### PANCAKE AIR COMPRESSORS

• 2 H.P. • 6-gallon tank • 115 PSI • 6.7 CFM @ 40 PSI / 2.6 CFM @ 90 PSI • Standard equipment: Compressor, ASME safety valve, air regulator and gauges, 1/4" quick coupler and operating manual • Weighs 39 lbs.

MODEL H3712 CPFC2600R

OIL-LESS

ONLY \$189<sup>95</sup>

• 2 H.P. • 7-gallon tank • 150 PSI • 5.1 CFM @ 40 PSI / 3.1 CFM @ 90 PSI • Standard equipment: Compressor, ASME safety valve, air regulator and gauges, 1/4" quick coupler and operating manual • Weighs 35 lbs.

MODEL H4187 CPLDC2540P

OIL-LUBE

ONLY \$259<sup>95</sup>

GRIZC-04340


CALL 24 HOURS A DAY FROM ANYWHERE IN THE U.S.A. 1-800-523-4777

## AIR COMPRESSORS

We wanted to find a reliable and economical family of compressors for our customers and have searched the world over for them. There are many advantages to having compressed air in your shop. Whether it is the simple need to blow some dust off or to run air tools such as nailers, sanders or wrenches, we think you'll be able to find the unit that meets your needs, and your budget, on these pages.


The three compressors pictured below are a fabulous bargain. All feature durable 110V induction motors driving single stage piston-style compressors. A maximum working pressure of 115 PSI is standard with a safety relief at 170 PSI. A pressure gauge shows at a glance the tank pressure. Connections are a snap with a push-on brass hose barb fitting. All of the reservoir tanks include drain cocks to keep the air clean and the tank free of excess moisture. The safety relief valve also incorporates a quick ring pull feature when complete and rapid decompression of the tank is required. Handy oil gauges and filler ports make maintenance quick and easy. Six foot power cords are standard on all the models below.

	HP/AMPS	TANK SIZE	CFM@90 PSI	SHIPPING WEIGHT		
MODEL G8889	2.0/12	4-GAL	4.2	58 LBS	ONLY	\$119 <sup>95</sup>
MODEL G8694	2.0/12	7-GAL	3.0	64 LBS	ONLY	\$129 <sup>95</sup>
MODEL G8695	2.5/17	11-GAL	3.5	75 LBS	ONLY	\$149 <sup>95</sup>



G8889

GRIZC-04341



G8694



G8695

**\$30**  
ANYWHERE IN  
LOWER 48 STATES

### PORTABLE AIR TANKS

Fill up one of these portable tanks from your compressor and you have light-weight, noiseless air-to-go. The 7-gallon tank has enough capacity to fill a car tire, the 11-gallon version will fill a bicycle tire 10 times. Includes convenient carrying handle, pressure gauge and 31" hose with a 1/4" air chuck fitting. Maximum pressure is 125 PSI.



G9026



G9027

MODEL G9026 7-Gal ONLY \$29<sup>95</sup>  
MODEL G9027 11-Gal ONLY \$36<sup>95</sup>

## AIR COMPRESSORS

### 2 H.P. HOT DOG 4.25-GALLON AIR COMPRESSOR


Pick up one of these and take it right to the job site. This contractor-grade 2 H.P. Air Compressor delivers a steady 4.2 CFM @ 90 PSI without breaking a sweat. Just plug it into a 110V, 15 amp. circuit, hook up your air tool and you are ready to go. Dual gauges show tank pressure and regulated outlet pressure. Regulator can be adjusted to provide pressure up to 145 PSI. Tank volume is 4.25 gallons. Thermal overload protection. Shipping weight 60 lbs.



MADE IN ITALY

MODEL G8297

ONLY \$269<sup>95</sup>




### 2.5 H.P. HOT DOG 4.25-GALLON AIR COMPRESSOR

Plug this in and you'll be saying hot dog! The two welded steel pressure tanks may look like hot dogs, but they'll hold 150 PSI within their 4.25 gallon. volume. Powerful 2.5 H.P., 110V motor pushes a 50mm piston to deliver 5.8 CFM @ 90 PSI. Dual gauges show tank pressure and regulated pressure. The regulator is fully adjustable for maximum pressure and pump cycling points. Pressure relief valve and thermal overload protection provide for safe 110 volt operation. Shipping weight 75 lbs.



MADE IN ITALY

**\$30**  
ANYWHERE IN  
LOWER 48 STATES



GRIZC-04342

MODEL G8298

ONLY \$299<sup>95</sup>

### 4.5 H.P. DUAL HEAD 9.0-GALLON AIR COMPRESSOR


This is like getting two compressors for the price of one! Dual head compressor has a 2 H.P. and a 2.5 H.P. motor working to deliver a massive 10 CFM @ 90 PSI. That's enough to keep your whole crew supplied with air! The motors run on 110V, 20 amp circuits and can be operated independently if desired. This compressor can be easily wheeled to the job site wheelbarrow style using its solid rubber front wheel. The welded steel pressure tanks have a 9.0 gallon capacity and hold up to 150 PSI. Two separate gauges show tank pressure and delivery pressure. Regulator is fully adjustable and includes two 1/4" NPT fittings to make connecting multiple tools a breeze. Pressure relief valve and thermal overload protection provide for safe operation. Shipping weight 135 lbs.

MODEL G8299 ONLY \$499<sup>95</sup>

**\$55**  
ANYWHERE IN  
LOWER 48 STATES



MADE IN ITALY



CALL 24 HOURS A DAY FROM ANYWHERE IN THE U.S.A. 1-800-523-4777

121

## AIR TOOLS & ACCESSORIES

### AIR COMPRESSOR AND TOOL OIL

These Campbell Hausfeld™ lubricants offer outstanding heat displacement and friction reduction without eating away at O-Rings and other rubber components like detergent motor oils.



MODEL	PRICE	3 OR MORE
Tool Oil - 8 oz.		
G2820	\$1.49	\$1.29
Compressor Oil - 1 Pint		
G2821	\$2.49	\$1.99

### AIR BLOW GUNS

Angled nozzles are ideal for those hard-to-reach nooks and crannies. Perfect for the wood shop and automotive garage. Each includes male quick hose connector.



MODEL H2610	Standard	ONLY \$5.49
MODEL H2611	Long	ONLY \$6.49

### AIR BLOW GUN

Keep one of these 1/4" NPT air blow guns around for quick clean-up chores.



MODEL G2305	ONLY \$3.95
-------------	-------------

### AIR FITTINGS


Easily connect your air tools with this all-in-one 1/4" NPT industrial quality kit. Includes one male connector, one female connector, one brass female coupler and one air hose connector.



MODEL G5568	ONLY \$7.95
-------------	-------------

### 17-PC. ACCESSORY KIT

Includes: quick coupler, 2 male hose connectors, blow gun, safety nozzle, blow gun adapter, inflation needle, tapered inflator, female hose connector, 2 female quick connectors, 4 male quick connectors, tire gauge and dual tire chuck.



MODEL G2828	ONLY \$19.95
-------------	--------------

### HEAVY-DUTY REGULATORS

Top level performance and long lasting durability are assured by such features as critically close air regulation, positive mist atomization and die cast aluminum bodies.



MODEL H4195	1/4"	ONLY \$29.95
MODEL H4199	3/8"	ONLY \$29.95

### 2" CHROME PLATED GAUGE

Pressure gauges are an invaluable tool to air system performance. This gauge is a dry type with metal case and glass lens. Mounting size is 1/4" and connects at the back. Pressure range is 0 - 160 PSI.



MODEL H4198	ONLY \$12.95
-------------	--------------

### FILTER / REGULATOR / LUBRICATOR

These units mount at your compressor, giving you full pressure control, as well as constant line lubrication and freedom from tool-damaging water build-up. Gauge packaged loose for installation on either side.



MODEL H4196	1/4"	ONLY \$9.95
MODEL H4197	3/8"	ONLY \$9.95

### SAFETY BLOW GUN


With a tough zinc die cast body and brass components, this Safety Blow Gun conforms to OSHA standards for noise and less than 30 PSI dead-ended pressure.



MODEL H2661	ONLY \$8.95
-------------	-------------

### RUBBER TIP BLOW GUN

Protect delicate assemblies with this Rubber Tip Blow Gun. Zinc die cast body and brass internal components. 1/4" NPT female inlet.



MODEL H2662	ONLY \$9.95
-------------	-------------

### HIGH VOLUME BLOW GUN


Designed to increase flow while reducing air consumption. Tip is made from nickel plated brass for long life.



MODEL H2663	ONLY \$12.95
-------------	--------------

### 5-PC. NEEDLE TIP SET FOR BLOW GUNS

Reach into and blow out tight places other tips can't reach. Fits most blow guns with 1/4" NPT.



MODEL H2664	ONLY \$17.95
-------------	--------------

### 8" EXTENSION TIP FOR BLOW GUN

Extend the reach of your blow gun with this safety extension tip.



MODEL H2665	ONLY \$9.95
-------------	-------------

### WATER FILTER

Remove damaging water vapor before it enters your pneumatic tools. This highly effective, five-micron water filter features a see-thru bowl and easy in-line connections. 150 PSI maximum air pressure. 1/4" NPT.




MODEL G6261	ONLY \$12.95
-------------	--------------

## ELECTRIC HOISTS

Big shop luxury at small shop prices! These Electric Hoists are great for lifting engines, tables, shop equipment and a whole range of other products. The biggest advantage to these hoists is that you do not climb a ladder and crank a lever. You can be on the ground with the item you are hoisting controlling the operations with the 5 1/2' long cord and up/down switch.

MOTOR	SIZE	CAPACITY SINGLE LINE	CAPACITY DOUBLE LINE	LINE FEED	PRICE
H0778	3/4 H.P. 110 V	220 lbs.	440 lbs.	38 Ft/Min.	\$89 <sup>95</sup>
H0779	1 1/4 H.P. 110 V	440 lbs.	880 lbs.	38 Ft/Min.	\$139 <sup>95</sup>



3 YEAR WARRANTY!

RANDOM ORBIT  
AIR SANDER

This Random Orbit Air Sander with self-generating vacuum system operates at 10,000 OPM and includes hose and vacuum bag. Features single lever variable speed, a 3/8" orbit and 1/4" NPT air inlet. Requires 11.6 SCFM @ 90 PSI.

SEE PAGE 260 FOR 5 HOLE, 5" PSA DISCS

MODEL G7371 ONLY \$129<sup>95</sup>

## IMPACT SOCKET SETS

These chrome vanadium sockets tighten and loosen nuts and bolts with ease. Sets include most frequently used sizes.

Metal case included.  
1/4" NPT.



## 9-PC. 3/8" SETS

SAE — 3/8", 1/2", 5/8", 3/4", 7/8", 1", 1 1/8", 1 1/4", 1 1/2" &amp; Case

MODEL G3057 Shallow ONLY \$9<sup>95</sup>MODEL G3058 Deep ONLY \$14<sup>95</sup>

## 11-PC. 1/2" SETS

SAE — 1/2", 5/8", 3/4", 7/8", 1", 1 1/8", 1 1/4", 1 1/2", 1 3/4", 2" &amp; Case

MODEL G3059 Shallow ONLY \$14<sup>95</sup>MODEL G3060 Deep ONLY \$19<sup>95</sup>

## 9-PC. METRIC SETS — 3/4" DRIVE

8mm, 10mm, 12mm, 13mm, 14mm, 16mm, 17mm, 19mm &amp; Case

MODEL G3081 Shallow ONLY \$9<sup>95</sup>MODEL G3082 Deep ONLY \$14<sup>95</sup>

## 11-PC. METRIC SETS — 1/2" DRIVE

10mm, 12mm, 13mm, 14mm, 16mm, 17mm, 19mm, 21mm, 22mm, 24mm &amp; Case

MODEL G3083 Shallow ONLY \$14<sup>95</sup>MODEL G3084 Deep ONLY \$19<sup>95</sup>


## 3-PC. 1/2" EXTENSION SET

3", 5" &amp; 10"

MODEL G3061 ONLY \$9<sup>95</sup>

## PVC AIR HOSE

Oil, kink, abrasion, ozone, and weather resistant. These PVC air hoses are rated to 200 PSI. 1/4" NPT.



MODEL	SIZE	PRICE
G8109	1/4" x 25 Ft.	\$9 <sup>95</sup>
G8110	1/4" x 50 Ft.	\$12 <sup>95</sup>
H3610	3/8" x 25 Ft.	\$10 <sup>95</sup>
G8111	3/8" x 50 Ft.	\$14 <sup>95</sup>
G8112	3/8" x 100 Ft.	\$29 <sup>95</sup>

## RECOIL HOSE


Perfect for the bench or jobsite, these tough nylon 1/4" hoses quickly spring out of your way when they're not in use. Measuring 25' and 50' long, these bright yellow hoses feature metal springs at their couplers for added protection and durability. 1/4" NPT.



MODEL G5358 1/4" x 25' ONLY \$3<sup>95</sup>  
MODEL G5359 1/4" x 50' ONLY \$5<sup>95</sup>

## RED RUBBER AIR HOSE


Multi-purpose rubber air hose is flexible and abrasion resistant. Rated for 200 PSI, this air hose has a bursting strength of 800 PSI. 1/4" NPT ends. Made in U.S.A.



MODEL	SIZE	PRICE
G8113	1/4" x 50 Ft.	\$19 <sup>95</sup>
G8114	3/8" x 25 Ft.	\$13 <sup>95</sup>
G8115	3/8" x 50 Ft.	\$29 <sup>95</sup>
G8116	3/8" x 100 Ft.	\$44 <sup>95</sup>

## RETRACTABLE AIR HOSE


Mount this 25' Retractable Hose above your work area for relief from the mess caused by loose, out-of-control air hose. High quality 25' hose is pressure tested to 250 PSI. An adjustable hose stop lets you set the length of hose extending from the reel. 1/4" NPT.

MODEL G5356 ONLY \$32<sup>95</sup>

Grizzly

## HOSE REELS

Our professional quality Auto Retractable Hose Reels feature heavy duty frame, solid base and can be mounted horizontally or vertically. The arm can be adjusted to a variety of angles. Each unit includes heavy-duty air hose and is engineered for daily use.



Hose Reel with 33 Ft., 3/8" Hose  
MODEL H0610 ONLY \$89<sup>95</sup>  
Hose Reel with 50 Ft., 3/8" Hose  
MODEL H0611 ONLY \$129<sup>95</sup>

Grizzly

HAND CRANK  
HOSE REEL

A low cost, but very effective Hand Crank Hose Reel that allows you to get those air hoses and extension cords organized and out of the way. 50' capacity, HOSE NOT INCLUDED.

MODEL H0613 ONLY \$19<sup>95</sup>

Grizzly

HAND CRANK  
HOSE REELS


These Heavy-Duty Hand Crank Hose Reels are the next best thing to the auto retractable units. Smooth operation and universal mounting options make these a great choice for the non-frequent user. HOSE NOT INCLUDED.

100' Hand Crank Hose Reel  
MODEL H0614 ONLY \$29<sup>95</sup>  
50' Hand Crank Hose Reel  
MODEL H0615 ONLY \$24<sup>95</sup>

Grizzly

DOUBLE ARM  
HOSE REEL  
WITH 50' HOSE

This Double Arm Retractable Hose reel is meant for the heaviest of uses and where the hose is being pulled harshly in different directions and at different angles. Includes 50' of heavy-duty air hose. The double arms can be repositioned at various angles.

MODEL H0612 ONLY \$149<sup>95</sup>



# GRIZZLY® PROFESSIONAL SERIES NAIL GUNS & STAPLERS

GRIZC-04345



**ALL KITS  
INCLUDE OILERS**

*"Are these guns made for tough, day to day work on construction sites and in cabinet shops? You bet! Buy with total confidence."*

S. Balolia, President

Professional Woodworkers and Contractors will appreciate our pneumatic tool kits. From their light weight and rugged construction, they have what it takes to go through thousands of cycles day after day. Don't be fooled by the low prices. These guns won't take a back seat to any on the market. If you don't like these guns within 30 days we'll take them back - no questions asked. Each kit includes a pneumatic gun, safety glasses and a molded, high-impact plastic case.

## 18 GA. STAPLER KIT

360° adjustable exhaust • Enhanced piston for increased durability and longevity • Well-balanced, lightweight diecast body • Capacity: 100 staples • Quick-release magazine clamp • Safety release-equipped • Kit includes 1,000 7/8" staples and durable plastic carrying case. Operates on 60-100 psi • Shoots 7/8" - 1" staples • Weighs 2.7 lbs.

**MODEL G6042  
ONLY \$79<sup>95</sup>**

## 18 GAUGE SUPER STAPLER KIT

360° adjustable exhaust • Enhanced piston for increased durability and longevity • Sturdy diecast body • Capacity: 100 staples • Quick-release magazine clamp • Safety release-equipped • Kit includes 500 1" staples, 500 1 1/2" staples and durable plastic carrying case. Operates on 60-110 psi • Shoots 3/4" - 1 1/2" staples • Weighs 3.2 lbs.

REFINED TOOL STEEL DRIVER

**MODEL G6043  
ONLY \$99<sup>95</sup>**

## 1 1/4" 18 GAUGE BRAD NAILER KIT

360° adjustable exhaust • Convenient side-loading magazine • Well-balanced, lightweight diecast body • Safety release-equipped • Quick-release nose clamp helps clear jams fast • Kit includes 1,000 1 1/4" brads and durable plastic carrying case. Operates on 60-100 psi • Shoots 3/8" - 1 1/4" nails • Weighs 2.6 lbs.

**MODEL G6045  
ONLY \$69<sup>95</sup>**

## 1 1/16" 18 GA. HEAVY- DUTY BRAD NAILER KIT

360° adjustable exhaust • Long nose increases accuracy • Bump & single-shot modes • Accepts up to 100 brads • Convenient side-loading magazine • Safety release-equipped • Kit includes 1,000 1 1/16" brads and durable plastic carrying case. Operates on 60-100 psi • Shoots 3/8" - 1 1/16" nails • Weighs 2.9 lbs.

**MODEL G6046  
ONLY \$79<sup>95</sup>**


## 2" 18 GA. SUPER BRAD NAILER KIT

360° adjustable exhaust • Enhanced piston for increased durability and longevity • Accepts up to 100 2"-long brads • Quick-release nose clamp helps clear jams fast • Safety release-equipped • Kit includes 1,000 2" brads and durable plastic carrying case. Operates on 70-110 psi • Shoots 3/8" - 2" nails • Weighs 3.0 lbs.

REFINED TOOL STEEL DRIVER

**MODEL G6047  
ONLY \$99<sup>95</sup>**

## GRIZZLY® PROFESSIONAL SERIES NAIL GUNS & STAPLERS



GRIZC-04346

### 7/16" & 1/2" CROWN-16 GAUGE STAPLER KITS

Both staplers come with 360° adjustable exhaust • Unique design ensures low noise, low vibration • Large piston produces greater power • Clear jams fast with quick-release nose clamp • Capacity: 140 16-ga. staples • Safety release-equipped • G6044 kit includes 560 2" staples and durable plastic carrying case • G6772 kit includes 490 2" staples and durable plastic carrying case. Operates on 80-120 psi • Shoots 7/16" - 2" staples • Oil-less • Weighs 5.9 lbs.

7/16" Crown Stapler MODEL G6044	ONLY \$169 <sup>95</sup>
1/2" Crown Stapler MODEL G6772	ONLY \$179 <sup>95</sup>

### INDUSTRIAL 3-IN-1 15 / 16 GA. NAILER KIT

360° adjustable exhaust • Bump & single-shot modes • Accepts up to 100 2 1/2"-long brads • Quick-release nose clamp helps clear jams fast • Safety release-equipped • Kit includes 500 2 1/2" nails and durable plastic carrying case. Operates on 75-110 psi • Shoots 3/4" - 2 1/2" nails • Weighs 4.8 lbs.

MODEL G6048
<del>\$199<sup>95</sup></del> ONLY \$169 <sup>95</sup>

### 14 / 15 GAUGE ANGLE FINISH NAILER KIT - OIL-LESS

**APPLICATION:** Our new Angle Finish Nailer is perfect for molding, paneling, stair cases, casing, etc.

**SPECIAL FEATURES:** Lightweight and extremely well balanced. Adjustable for precise nail setting • Patented adjustable nut for single or bump fire • Quick release nose piece for fast jam clearing • Special hardened driver and cylinder-coated for thousands of trouble free shots • 360° adjustable exhaust port • Safety trigger • Kit includes high impact case, box of 1,000 1 1/4" to 2 1/2" nail assortment, Allen® wrenches and safety goggles • 80-120 psi • Handles 14 & 15 ga 1 1/4" - 2 1/2" nails • Weighs 4.8 lbs.



MODEL G6049
WAS \$249 <sup>95</sup> NOW \$199 <sup>95</sup>

### ROUND HEAD FRAMING NAILER KIT - OIL-LESS

**APPLICATION:** Made to be on the job day after day, our nailer meets code where full head nails are required. Suitable for framing, flooring, decking, sheathing, fences, crating and other demanding applications.

**SPECIAL FEATURES:** Low noise, low vibration design • 360° adjustable exhaust port • Depth adjustment for single or bump fire operation • Special hardened driver and coated cylinder for thousands of trouble free shots • Safety trigger and lock-on device • Kit includes gun, high impact carrying case, safety goggles and Allen® wrenches • 80-120 psi • Handles standard .113 - .162 dia. shank, 2" - 3 1/2" nails • Weighs 7.5 lbs.



MODEL G6050
SPECIAL PRICE! ONLY \$289 <sup>95</sup>

CALL 24 HOURS A DAY FROM ANYWHERE IN THE U.S.A. 1-800-523-4777

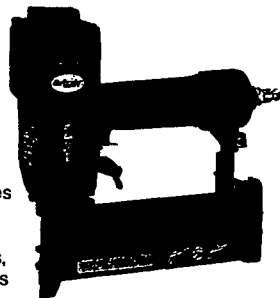
125

## GRIZZLY® PROFESSIONAL SERIES NAIL GUNS & STAPLERS

### TWO-IN-ONE 18 GAUGE HEAVY-DUTY NAILER STAPLER KIT

#### FEATURES:

- Adjustable 360° exhaust port
- Shoots 3/4" - 2" long brad nails and 1/8" - 1 1/8" long, 1/4" crown staples
- Single shot or bump fire mode
- 100 shot magazine
- Safety trigger
- No modifications required when switching between nails or staples
- Adjustable nail depth
- Kit includes 400 1" staples, 400 1 1/4" staples, 1000 1 1/4" brad nails, 1000 2" brad nails, safety glasses and impact resistant case




**MODEL G9248 ONLY \$139<sup>95</sup>**

*If you don't like these guns we'll take them back within 30 days - no questions asked.*

### 16 GA 1/2" CROWN STAPLER KIT

This professional stapler can handle fencing, roofing, siding and casework with ease. Includes 490 2" 16 gauge staples.

- 360° exhaust port
- Single or bump fire control
- 140 shot magazine 3/8" - 2"
- Safety trigger
- Quick release hose
- Operates 80 - 120 psi



Compatible with  
Bostitch 1/2" Crown,  
16 Gauge Stapler

**OIL-LESS**

**MODEL G6772 ONLY \$179<sup>95</sup>**

*If you don't like these guns we'll take them back within 30 days - no questions asked.*

### 16 GAUGE SUPER BRAD NAILER KIT

Our 16 ga. nailer is the best thing to hit the pneumatic market in years. Weighing in at only 3.21 lbs. it can still deliver the punch necessary to drive 2" nails all day without wearing you out. Operates at 80 - 110 psi. Includes 500 2" brads and 500 1 1/2" brads.

- Adjustable 360° exhaust port
- Single shot or bump fire switch mode
- Shoots up to 2", 16 ga. brads
- Quick release nose
- 100 shot magazine
- Oil-less design
- Safety trigger
- Money back guarantee



THE LIGHTEST,  
MOST POWERFUL  
16 GA FINISH NAILER  
IN THE WORLD!

**REFINED TOOL STEEL DRIVER**

**Oil-less!**

**MODEL G7578 ONLY \$129<sup>95</sup>**

*If you don't like these guns we'll take them back within 30 days - no questions asked.*

### TWO-IN-ONE NAILER STAPLER KIT

If you're wavering between buying a brad nailer or a stapler, wave your hand! This Grizzly Model G8126 Two-in-One Nailer Stapler shoots both 18 gauge 3 1/4" long brad nails and 18 gauge 1 1/4" crown staples from 3/8" - 2 1/4" long. Unique magazine design and driver requires no modifications when switching between nails or staples.

#### FEATURES:

- Adjustable 360° exhaust port
- Single shot or bump fire switch mode
- 100 shot magazine
- Safety trigger
- Adjustable nail depth

#### "HOTTEST" GUN ON THE MARKET!

- Money back guarantee
- Includes: 1000 1" nails, 1000 1 1/4" nails, 400 1" staples and 400 1 1/4" staples

**MODEL G8126 ONLY \$99<sup>95</sup>**

*If you don't like these guns we'll take them back within 30 days - no questions asked.*

### COIL ROOFING NAILER KIT

Whether you have to shingle a single roof or you do it for a living, our professional roofing nailer can handle square after square of shingles. Shoots 120, 7/8" to 1 1/4" (.120 dia.) coil nails in one load. Weighs only 5.75 lbs.

#### FEATURES:

- Safety trigger
- Debris shield
- Shingle guide
- Easy jam removal
- Adjustable nose



**OIL-LESS**

**MODEL G6771 ONLY \$289<sup>95</sup>**

*If you don't like these guns we'll take them back within 30 days - no questions asked.*

### REPAIR PISTONS

If you use your Grizzly nail gun or stapler day in and day out, these Piston Units are cheap insurance against wasted down time and lost profits. Replacement is quick and easy. Includes O-ring.

MODEL	TYPE	PRICE
G9556	for G6042	\$11.95
G9557	for G6043	\$13.95
G9558	for G6044	\$19.95
G9559	for G6045	\$11.95
G9560	for G6046	\$13.95
G9561	for G6047	\$13.95
G9562	for G6048	\$18.95
G9563	for G6049	\$21.95
G9564	for G6050	\$29.95
G9565	w/Teflon ring for G6771	\$21.95
G9566	w/Teflon ring for G6772	\$22.95
G9567	w/Teflon ring for G7578	\$13.95

## NAILS AND STAPLES

## 16 GAUGE BRAD NAILS GALVANIZED

MODEL	QTY	SIZE	PORTER							EACH	2 OR MORE
			GRIZZLY	GRIZZLY	CABLE	DEWALT	PASLODE	DUO-FAST	HITACHI		
G6077	2500	3/4"	X	X	X	X	X	X	X	\$5.95	\$4.95
G6078	2500	1"	X	X	X	X	X	X	X	\$6.95	\$5.95
G6079	2500	1 1/4"	X	X	X	X	X	X	X	\$7.95	\$6.95
G6080	2500	1 1/2"	X	X	X	X	X	X	X	\$8.95	\$7.95
G6081	2500	1 3/4"	X	X	X	X	X	X	X	\$9.95	\$8.95
G6082	2500	2"	X	X	X	X	X	X	X	\$11.95	\$10.95
G6083	2500	2 1/4"	X	X	X	X	X	X	X	\$12.95	\$11.95
G6084	2500	2 1/2"	X	X	X	X	X	X	X	\$13.95	\$12.95

## 16 GA. BRAD NAILS

MODEL	QTY	SIZE	PORTER							EACH	2 OR MORE
			GRIZZLY	GRIZZLY	CABLE	DEWALT	PASLODE	DUO-FAST	HITACHI		
G2414	2500	1 1/4"	X	X	X	X	X	X	X	\$6.95	\$5.95
G2415	2500	1 1/2"	X	X	X	X	X	X	X	\$7.95	\$6.95
G2416	2500	1 3/4"	X	X	X	X	X	X	X	\$8.95	\$7.95
G2417	2500	2"	X	X	X	X	X	X	X	\$10.95	\$9.95
G2418	2500	2 1/4"	X	X	X	X	X	X	X	\$11.95	\$10.95
G2419	2500	2 1/2"	X	X	X	X	X	X	X	\$12.95	\$11.95

## 18 GAUGE BRAD NAILS GALVANIZED

MODEL	QTY	SIZE	PORTER								EACH	2 OR MORE
			GRIZZLY G6045	GRIZZLY G6046	GRIZZLY G6047	GRIZZLY G6126	GRIZZLY G6248	CABLE BN 125	PASLODE F18 2139	DEWALT DS1238		
G6067	5000	3/8"	X	X		X					\$7.95	\$6.95
G6068	5000	5/8"	X	X	X	X	X	X	X	X	\$8.95	\$7.95
G6069	5000	3/4"	X	X	X	X	X	X	X	X	\$9.95	\$8.95
G6070	5000	1"	X	X	X	X	X	X	X	X	\$10.95	\$9.95
G6071	5000	1 1/8"	X	X	X	X	X	X	X	X	\$11.95	\$10.95
G6072	5000	1 1/4"		X	X		X		X	X	\$12.95	\$11.95
G6073	5000	1 1/2"		X	X		X		X	X	\$13.95	\$12.95
G6074	5000	1 3/8"		X	X		X		X		\$14.95	\$13.95
G6075	5000	1 3/4"			X		X		X		\$15.95	\$14.95
G6076	5000	2"			X		X		X		\$16.95	\$15.95

## 18 GA BRAD NAILS

MODEL	QTY	SIZE	PORTER								EACH	2 OR MORE
			GRIZZLY G6045	GRIZZLY G6046	GRIZZLY G6047	GRIZZLY G6126	GRIZZLY G6246	CABLE BN 125	PASLODE F18 2138	DEWALT D51238		
G1857	5000	3/8"	X	X		X					\$6.95	\$5.95
G1853	5000	5/8"	X	X	X	X	X	X	X	X	\$6.95	\$5.95
G1854	5000	3/4"	X	X	X	X	X	X	X	X	\$8.95	\$7.95
G1855	5000	1"	X	X	X	X	X	X	X	X	\$10.95	\$9.95
G1856	5000	1 1/16"	X	X	X	X	X	X	X	X	\$11.95	\$10.95
G1858	5000	1 1/8"		X	X		X		X	X	\$12.95	\$11.95
G1859	5000	1 1/2"		X	X		X		X	X	\$12.95	\$11.95
G1860	5000	1 3/16"		X	X		X		X		\$13.95	\$12.95

## 18 GAUGE STAPLES 1/4" CROWN GALVANIZED

MODEL	QTY	SIZE	PORTER							EACH	2 OR MORE
			GRIZZLY	GRIZZLY	GRIZZLY	GRIZZLY	CABLE	SENCO	HAUSFELD		
G6051	5000	3/8"	X	X	X	X	X	X	X	\$8.95	\$7.95
G6052	5000	1/2"	X	X	X	X	X	X	X	\$8.95	\$7.95
G6053	5000	5/8"	X	X	X	X	X	X	X	\$9.95	\$8.95
G6054	5000	3/4"	X	X	X	X	X	X	X	\$11.95	\$10.95
G6055	5000	1"	X	X	X	X	X	X	X	\$12.95	\$11.95
G6056	5000	1 1/8"	X	X	X	X	X	X	X	\$12.95	\$11.95
G6057	5000	1 1/4"	X	X	X	X	X	X	X	\$13.95	\$12.95
G6058	5000	1 1/2"	X	X	X	X	X	X	X	\$14.95	\$13.95
G6059	5000	1 3/4"	X	X	X	X	X	X	X	\$15.95	\$14.95

## 18 GAUGE STAPLES 1/4" CROWN BRIGHT

MODEL	QTY	SIZE	PORTER							EACH	2 OR MORE
			GRIZZLY	GRIZZLY	GRIZZLY	GRIZZLY	CABLE	SENCO	HAUSFELD		
G1848	5000	1/2"	X	X	X	X	X	X	X	\$7.95	\$6.95
G1849	5000	5/8"	X	X	X	X	X	X	X	\$8.95	\$7.95
G1850	5000	3/4"	X	X	X	X	X	X	X	\$10.95	\$9.95
G1851	5000	1"	X	X	X	X	X	X	X	\$11.95	\$10.95
G3812	5000	1 1/8"	X	X	X	X	X	X	X	\$11.95	\$10.95
G3813	5000	1 1/4"	X	X	X	X	X	X	X	\$12.95	\$11.95
G3814	5000	1 1/2"	X	X	X	X	X	X	X	\$13.95	\$12.95

## GALVANIZED ROOFING NAILS

MODEL	QTY	SIZE	EACH	2 OR MORE
G6773	7200	7/8"	\$46.95	\$44.95
G6774	7200	1"	\$46.95	\$44.95
G6775	7200	1 1/4"	\$49.95	\$47.95
G6776	7200	1 1/2"	\$59.95	\$54.95
G6777	7200	1 3/4"	\$59.95	\$54.95

## 15 GA. ANGLE FINISH NAILS GALVANIZED

MODEL	QTY	SIZE	EACH	2 OR MORE
G6085	4000	1 1/4"	\$21.95	\$19.95
G6086	4000	1 1/2"	\$24.95	\$23.95
G6087	4000	1 3/4"	\$25.95	\$24.95
G6088	4000	2"	\$26.95	\$25.95
G9545	4000	2 1/4"	\$19.95	\$18.95
G6090	4000	2 1/2"	\$35.95	\$33.95

## 15 GA. BRIGHT

MODEL	QTY	SIZE	EACH	2 OR MORE
G3693	4000	1 1/2"	\$19.95	\$18.95
G3694	4000	1 3/4"	\$22.95	\$21.95
G3695	4000	2"	\$23.95	\$22.95
G3696	4000	2 1/4"	\$24.95	\$23.95
G3697	3000	2 1/2"	\$25.95	\$24.95

## 28° CLIPPED HEAD BRIGHT FRAMING NAILS FOR G2420

MODEL	QTY	SIZE	EACH	2 OR MORE
G2421	4000	2"	\$39.95	\$36.95
G2422	2000	2 1/8"	\$23.50	\$20.95
G2423	2000	3"	\$29.95	\$26.95
G2424	2000	3 1/4"	\$31.50	\$27.95
G2425	2000	3 1/2"	\$39.95	\$36.95

## 28° GALVANIZED

MODEL	QTY	SIZE	EACH	2 OR MORE
G2426	4000	2"	\$49.95	\$46.95
G2427	2000	2 1/8"	\$33.50	\$30.95
G2428	2000	3"	\$39.95	\$34.95
G2429	2000	3 1/4"	\$41.50	\$37.95
G2430	2000	3 1/2"	\$49.95	\$44.95

## 16 GA. STAPLES 1/4" CROWN GAL

MODEL	QTY	SIZE	EACH	2 OR MORE
G6060	2000	3/8"	\$8.95	\$7.95
G6061	2000	5/8"	\$8.95	\$7.95
G6062	2000	1"	\$9.95	\$8.95
G6063	2000	1 1/4"	\$10.95	\$9.95
G6064	2000	1 1/2"	\$11.95	\$10.95
G6065	2000	1 3/4"	\$12.95	\$11.95
G6066	2000	2"	\$13.95	\$12.95

## 20° - 22° ROUND HEAD BRIGHT FRAMING NAILS

MODEL	QTY	SIZE	EACH	2 OR MORE
G6091	6000	2"	\$49.95	\$47.95
G6092	5000	2 1/2"	\$39.95	\$37.95
G6093	4000	3"	\$39.95	\$37.95
G6094	4000	3 1/4"	\$39.95	\$37.95

## 16 GAUGE STAPLES 1/2" CROWN BRIGHT

MODEL	QTY	SIZE	EACH	2 OR MORE
G6778	2030	3/8"	\$8.95	\$7.95
G6779	2030	5/8"	\$8.95	\$7.95
G6780	2030	1"	\$8.95	\$7.95
G6781	2030	1 1/4"	\$9.95	\$8.95
G6782	2030	1 1/2"	\$10.95	\$9.95
G6783	2030	1 3/4"	\$12.95	\$11.95
G6784	2030	2"	\$14.95	\$13.95


## 20° - 22° ROUND HEAD GALVANIZED FRAMING NAILS

MODEL	QTY	SIZE	EACH	2 OR MORE
G6095	6000	2"	\$69.95	\$64.95
G6096	5000	2 1/2"	\$67.95	\$62.95
G6097	4000	3"	\$67.95	\$62.95
G6098	4000	3 1/4"	\$69.95	\$64.95

CALL 24 HOURS A DAY FROM ANYWHERE IN THE U.S.A. 1-800-523-4777

**GRIZZLY® AIR TOOLS****17-PC. 1/2" IMPACT WRENCH KIT**

This 1/2" set delivers a maximum torque of 230 ft.-lbs. Housed in a molded high-impact case, this kit also features 5" socket extension, hose coupler, mini oiler and 10 Chrome Vanadium sockets. Metric sockets include 9, 10, 11, 13, 14, 17, 19, 22, 24 and 27mm.



**MODEL G5345** ~~\$49<sup>95</sup>~~ **ONLY \$45<sup>00</sup>**

**13-PC. 3/4" IMPACT WRENCH KITS**

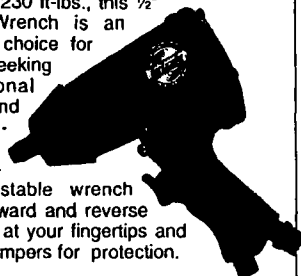
Includes heavy-duty 500 ft.-lb. Impact Wrench with regulator control, hose connector, oil and 8 Chrome Vanadium sockets. SAE sockets include 1", 1 1/8", 1 1/2", 1 3/4", 1 1/2", 1 3/4", 1 7/8" and 1 1/2". Metric sockets include 26, 27, 29, 30, 32, 35, 36 and 38mm.



**MODEL G5790** SAE **ONLY \$99<sup>95</sup>**  
**MODEL G5789** Metric **ONLY \$99<sup>95</sup>**

**1/2" IMPACT WRENCH**

Delivering 7,000 RPM and a maximum torque of 230 ft.-lbs., this 1/2" Impact Wrench is an excellent choice for anyone seeking professional quality and performance. This pressure-adjustable wrench offers forward and reverse switching at your fingertips and rubber bumpers for protection.



**MODEL G5346** **ONLY \$34<sup>95</sup>**

**1/2" EXTREME DUTY IMPACT WRENCH**


Developing a whopping 400 ft.-lbs. of useable torque, this twin hammer Impact Wrench provides variable speeds to 7,000 RPM. A separate knob allows you to adjust air pressure right at the gun.



**MODEL G5347** **ONLY \$89<sup>95</sup>**

**3/4" IMPACT WRENCH**


This 3/4" Impact Wrench delivers 500 ft.-lbs. of torque and has a bolt size capacity of 1". Features a rocking dog mechanism, regulator control, rubber bumper protection and a no-load speed of 4,500 rpm. Average air consumption is 12 cfm and requires a minimum 3 H.P. air compressor.



**MODEL G8125** **ONLY \$69<sup>95</sup>**

**3/4" H-D PIN-CLUTCH IMPACT WRENCH**

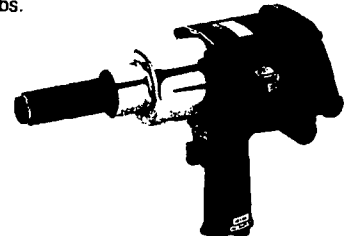
This 3/4" heavy-duty Pin-Clutch Impact Wrench has a no-load speed of 3,800 R.P.M. and delivers a maximum torque of 900 ft.-lbs. Requires air pressure of 90 PSI and 12 CFM of compressor capacity. Weighs 12 lbs. Maximum bolt size capacity is 1".



**MODEL H0581** **ONLY \$159<sup>95</sup>**

**1" HEAVY-DUTY PIN-CLUTCH IMPACT WRENCH**

This 1" heavy-duty Pin-Clutch Impact Wrench is meant for tough industrial uses and delivers a whopping torque of 1200 ft.-lbs. No-load speed is 3,800 R.P.M. and the maximum bolt size capacity is 1 1/4". Requires 90 PSI of air pressure and 12 CFM of compressor capacity. Weighs 13 1/2 lbs.



**MODEL H0582** **ONLY \$189<sup>95</sup>**

**1" HEAVY-DUTY TWO-HAMMER IMPACT WRENCH**


This super heavy-duty two Hammer Impact Wrench is meant for the heaviest jobs out there. No load speed is 3,000 R.P.M. and maximum torque is 1200 ft.-lbs. Weighs 28 1/2 lbs and requires 90 PSI with 14 CFM of compressor capacity. Maximum bolt size is 1 1/4".



**MODEL H0583** **ONLY \$245<sup>95</sup>**

**17-PC. 1/2" IMPACT WRENCH & RATCHET KITS**

Includes 1/8", 1/4", 3/8", 1/2", 5/8", 3/4", 13/16", 7/8" and 1" sockets, Impact Wrench and ratchet. Also included are a hose connector, lubricating oil, Allen® wrench, and regulator control. Metric sockets include 9, 10, 11, 13, 14, 17, 19, 22, 24 and 27mm. This kit is a must in any auto shop.



**MODEL G5792** SAE **ONLY \$69<sup>95</sup>**  
**MODEL G5791** Metric **ONLY \$69<sup>95</sup>**

**GRIZZLY® AIR TOOLS****17-PC. 3/8" AIR RATCHET KITS**


These 17-piece, 3/8" Ratchet Sets puts 50 ft.-lbs. of pneumatic torque at your fingertips. Producing up to 160 RPM, Metric set includes 10, 11, 12, 13, 14, 17 and 19mm chrome vanadium sockets, universal joint adapter, socket extension, three screwdriver bits and extension, hose coupler, lubricating oil and molded plastic case. SAE set includes sizes 3/8", 7/16", 1/2", 9/16", 5/8", 11/16" and 3/4".



MODEL H0597 SAE ONLY \$37<sup>95</sup>  
MODEL G5348 Metric ONLY \$39<sup>95</sup>

**17-PC. 1/2" AIR RATCHET KIT**

This 1/2" SAE set includes a universal adapter, socket extension, three screwdriver bits and extension, hose coupler, oil and case plus 3/8", 7/16", 1/2", 9/16", 5/8", 11/16" and 3/4" Chrome Vanadium sockets.



MODEL H0598 ONLY \$39<sup>95</sup>

**RATCHETS**

Just a squeeze of the trigger provides 50 ft.-lbs. of torque in your choice of 3/8" and 1/2" Ratchets. Ergonomically designed for maximum comfort, these professional quality ratchets deliver up to 160 RPM to your sockets, making them the perfect choice for home or high-volume commercial work.



MODEL G5349 3/8" ONLY \$29<sup>95</sup>  
MODEL G5350 1/2" ONLY \$29<sup>95</sup>

**3/8" REVERSIBLE AIR DRILL**


Add this powerful 3/8" pneumatic drill to your toolbox for unbelievable convenience and fully-reversible control. Producing 1,800 RPM, this compact drill offers perfect power for metalworking, machining or production woodworking applications. Features an industrial quality keyed chuck.



MODEL G5351 ONLY \$35<sup>95</sup>

**1/2" REVERSIBLE AIR DRILL**


Large 1/2" chuck capacity in a compact drill. This 800 RPM drill features convenient thumb activated forward and reverse switch, Jacobs® chuck and key and an accessory right angle handle for those really tough drilling chores.



MODEL G5784 ONLY \$49<sup>95</sup>

**3/8" REVERSIBLE ANGLE AIR DRILL**

Drill in tight places with this 3/8" reversible angle drill. Producing up to 1300 RPM, this drill includes a 3/8" Jacobs® chuck and chuck key. The large paddle switch also makes this drill easy to use in any position.



MODEL G5783 ONLY \$59<sup>95</sup>

**AIR ANGLE GRINDERS**


These 11,000 RPM Angle Grinders feature large paddle switches with safety mechanism and side handle for super control over any grinding application. Includes two wrenches.



MODEL G5785 4" ONLY \$59<sup>95</sup>  
MODEL G5786 5" ONLY \$69<sup>95</sup>

**DIE GRINDER**

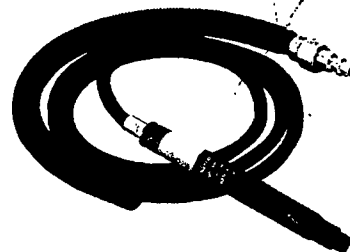
Generating a fast-cutting 22,000 revolutions per minute, this professional quality Die Grinder comes complete with ten 1/4" shank grinding stones in an assortment of shapes and grits for most grinding chores. Fitted in a molded high-impact plastic case, this powerful grinder also includes two changing wrenches.



MODEL G5343 ONLY \$36<sup>95</sup>

**MICRO DIE GRINDER**


This Micro Die Grinder allows extreme flexibility in all kinds of environments. No-load speed is 56,000 RPM and requires 90 PSI of air pressure with 7 CFM of compressor capacity. Collet size is 1/8".



MODEL H0591 ONLY \$49<sup>95</sup>

**50-PC. STONE SET**

Extensive selection of high-quality grinding stones, with five stones of each size and shape, are perfect for a wide variety of grinding chores. Each stone is mounted on a 1/4" shank, so it's perfect for use with cordless or other portable drills. Ideal for detailed work!



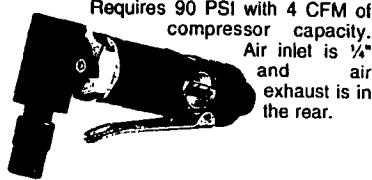
MODEL G8210 ONLY \$11<sup>95</sup>

CALL 24 HOURS A DAY FROM ANYWHERE IN THE U.S.A. 1-800-523-4777

## GRIZZLY® AIR TOOLS

### 1/4" ANGLE DIE GRINDER


Angle Die Grinders are excellent for reaching sideways into areas that are relatively confined. No-load speed is 18,000 R.P.M. and collet size is 1/4". Requires 90 PSI with 4 CFM of compressor capacity.



MODEL H0588 ONLY \$39<sup>95</sup>

### 1/4" AIR DIE GRINDER

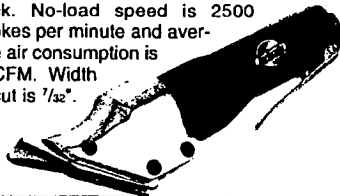
No-load speed is 18,000 R.P.M. and collet size is 1/4" and 1/8". Requires 90 PSI with 4 CFM of compressor capacity. Air inlet is 1/4" and air exhaust is in the rear.



MODEL H0589 ONLY \$39<sup>95</sup>

### AIR METAL SHEAR

Straight handle Metal Shear with paddle switch is highly maneuverable for working into tight spots. Cuts sheet steel up to 3/64" thick and sheet aluminum up to 1/16" thick. No-load speed is 2500 strokes per minute and average air consumption is 6 CFM. Width of cut is 7/32".



MODEL G8120 ONLY \$39<sup>95</sup>

### AIR METAL SHEAR


Pistol grip handle Metal Shear provides all-day cutting comfort and exceptional control. Cuts sheet steel up to 3/64" thick and sheet aluminum up to 1/16" thick. No-load speed is 2500 strokes per minute and average air consumption is 6 CFM. Width of cut is 7/32".



MODEL G8121 ONLY \$39<sup>95</sup>

### AIR CUT-OFF SAW

This pneumatic Cut-off Saw is ideal for all quick metal cutting applications. Features a no-load speed of 18,000 rpm, adjustable guard and paddle switch with safety lock. Accepts 2 1/8" diameter cut-off wheels. Weighs only 1 3/4 lbs.



MODEL G8122 ONLY \$19<sup>95</sup>

### AIR BODY SAW KIT

Pneumatic Body Saw and File tool cuts steel up to 7/64" thick and aluminum up to 1/8" thick. Stroke length is 7/16" and cuts at 9000 strokes per minute. Average air consumption is 3 CFM. The kit includes tool, one piece patented universal swivel air inlet joint with regulator, saw blade assortment, regular small file assortment, diamond file assortment, hex wrenches and durable plastic case.



MODEL G8123 ONLY \$99<sup>95</sup>

### 190mm AIR HAMMER KIT

This 190mm Air Hammer Kit can handle the toughest of jobs. It requires 90 PSI with 4 CFM of compressor capacity.




MODEL H0579 Kit ONLY \$22<sup>95</sup>

MODEL H2321 Bits 5 Pk ONLY \$6<sup>95</sup>

### PNEUMATIC NIBBLER


Push type Pneumatic Nibbler makes quick work of sheet steel up to 1/16" thick and soft metal up to 3/64" thick. Features 3500 strokes per minute at an average air consumption of 6 CFM.



MODEL G8124 ONLY \$39<sup>95</sup>

### 7" ANGLE POLISHER

This versatile 7" Angle Polisher is a mate to our H0592 7" Angle Sander. Requires 90 PSI and 6 CFM of compressor capacity. The spindle thread is 3/4" x 11 UNC and no load speed is 2,500 R.P.M. Weight 5 lbs.




MODEL H0593 ONLY \$69<sup>95</sup>

Buffing Pad  
MODEL H2349 ONLY \$2<sup>95</sup>

### HIGH PRESSURE SPRAY GUN

Designed for use in auto body shops and industrial paint booths, this professional-quality gun offers the convenience of a 1 quart canister and fully-adjustable pressure, mixture ratio and spray pattern. Easy to disassemble for complete cleaning, this spray gun is perfect for enamels, lacquers and other high-quality finishes. Tip size is 1.6mm.

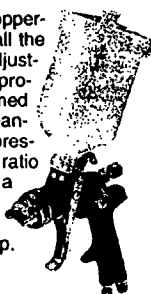


GRIZC-04351

MODEL G5353 ONLY \$34<sup>95</sup>

**GRIZZLY® AIR TOOLS****AIR SPRAY GUN**


Shop quality .6 quart hopper-style paint sprayer offers all the features and precision adjustment you'd expect from a professional unit. Hard chromed for durability and easy cleaning, this sprayer features pressure, needle and mixture ratio adjustments, as well as a large, contoured trigger for maximum control. Unit disassembles for clean-up. Tip size is 1.4mm.



MODEL G5352 ONLY \$47<sup>95</sup>

**ENGINE CLEANING GUN**

Featuring a built-in tank and high-pressure trigger nozzle, this professional Cleaning Gun offers an eight inch extension wand, so you can clean those hard-to-reach nooks and crannies.



MODEL G5357 ONLY \$14<sup>95</sup>

**AIR BRUSH KIT**


This Air Brush Kit offers an excellent selection of bottles, hoppers and nozzles to fit your project. Housed in a molded case, this kit also includes a universal cap for paint bottles, deluxe air hose and cleaning wrench. Low pressure air brush can be used with compressors or air tanks.



MODEL G5354 ONLY \$29<sup>95</sup>

**AIR WONDER VACUUM KIT**

This little Air Wonder Vacuum Kit works on a venturi principal and makes for a very handy air operated workshop vacuum. Requires 90 PSI and weighs only 1½ lbs.



MODEL H0587 ONLY \$14<sup>95</sup>

**DUAL ACTION SANDER WITH DUST COLLECTION**

This dual action sander is very popular with cabinet shops. Takes 5" sanding paper and has a no-load speed of 6,000 R.P.M. Requires 90 PSI and 12 CFM of compressor capacity. Weighs 2.2 lbs.



MODEL H0584 ONLY \$59<sup>95</sup>

**6" DUAL ACTION SANDER**


This 6" Dual Action Sander covers more surface and is an extremely versatile unit for larger jobs. Spindle thread size is ½" x 24 NF and has a no-load speed of 9,000 R.P.M. Requires 90 PSI and 6 CFM of compressor capacity. Weighs 3.75 lbs.



MODEL H0590 ONLY \$29<sup>95</sup>

**JITTERBUG SANDER**


The mainstay of most cabinet shops, this Jitterbug Sander requires 3" x 6" sanding sheets and has a no load speed of 8,000 R.P.M. Requires 90 PSI and 6 CFM of compressor capacity. Weighs 4 lbs.



MODEL H0594 ONLY \$29<sup>95</sup>

**AIR BELT SANDER**

An excellent tool for deep reach sanding projects, which make other sanders impractical to use. Takes ¾" wide x 13" long sanding belts and no-load speed is 18,000 R.P.M. Requires 90 PSI and 4 CFM of compressor capacity.



MODEL H0596 Sander ONLY \$44<sup>95</sup>  
MODEL H2322 Belt 4 Pk ONLY \$3<sup>95</sup>

**AIR PALM SANDER**

Lightweight and super-efficient, this low-profile ½-sheet palm sander combines the convenience of easy-to-use, spring loaded paper handling with fast-cutting 13,000 RPM pneumatic power.



MODEL G5344 ONLY \$49<sup>95</sup>

**7" ANGLE SANDER**

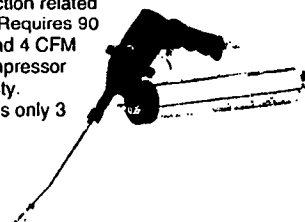
An excellent air sander that has a free speed of 4,500 R.P.M. Requires 90 PSI and 4 CFM of compressor capacity. Spindle thread nut is ¾" x 11 UNC.



MODEL H0592 ONLY \$39<sup>95</sup>  
MODEL H2338 Disc 3 Pk ONLY \$2<sup>95</sup>

**AIR GREASE GUN**

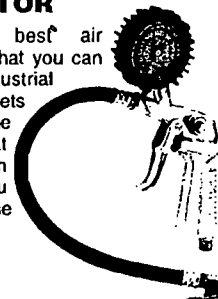
A lot of mobile trucks and gas stations use these heavy-duty Air Grease Guns for production related work. Requires 90 PSI and 4 CFM of compressor capacity. Weighs only 3 lbs.



MODEL H0580 ONLY \$14<sup>95</sup>

**TIRE INFLATOR / DEFLATOR**

One of the best air inflator/deflators that you can buy is this industrial grade model that lets you reach into the stems of tires that are hard to reach and gives you clear and concise readings.



MODEL H0595 ONLY \$12<sup>95</sup>



# GRIZZLY® POWER TOOLS


## WHY BUY OUR CORDLESS TOOLS?

With so many cordless tools on the market, selecting the right tool can get pretty confusing. Here is why our Grizzly® cordless tools are superior to many others:

1. The factory that produces them for us is an ISO 9001 rated factory. International Standards Organization (ISO) imposes stringent quality control requirements on the manufacturing process and only the very best of factories can qualify!
2. The chucks we use on our cordless drills are made in the U.S.A. by Jacobs®.
3. The batteries we use on all our cordless tools are made by Panasonic®.
4. The motors we use are the famous Johnson® brand.

All in all, we challenge you to find a better cordless power tool than Grizzly®, for a lower price!

S. Balolia, President



### 14.4V, 3-PC. CORDLESS DRILL KIT W/ DETAIL SANDER AND FLASHLIGHT

Features: • 14.4 volt power • Johnson® 600 motor • 3/8" keyless Jacobs® chuck • Variable speed, reversible drill • Panasonic® NiCd battery • 5 clutch settings plus drill setting • 0-600 RPM • Kit includes 1 hour quick charger, battery, screw-driver bit, hook & loop detail sander, multi-position flashlight and plastic case.



EXTRA BATTERY  
MODEL G8608  
1.3 A.H.  
EACH \$29<sup>95</sup>

MODEL G8593

ONLY

\$89<sup>95</sup>

### 14.4V, 3-PC. CORDLESS DRILL KIT W/ DETAIL SANDER AND JIG SAW

Features: • 14.4 volt power • Johnson® 600 motor • 3/8" keyless Jacobs® chuck • Variable speed, reversible drill • Panasonic® NiCd battery • 5 clutch settings plus drill setting • 0-600 RPM • Kit includes 1 hour quick charger, battery, screw-driver bit, hook & loop detail sander, jig saw and plastic case.



EXTRA BATTERY  
MODEL G8608  
1.3 A.H.  
EACH \$29<sup>95</sup>

MODEL G8594


ONLY

\$99<sup>95</sup>

## GRIZZLY® POWER TOOLS

### 14.4V, 3/8" CORDLESS DRILL KIT

Features: • 14.4 volt power • Johnson® 600 motor • 3/8" keyless Jacobs® chuck • Variable speed, reversible • Panasonic® NiCd battery • 5 clutch settings plus drill setting • 0-650 RPM • Includes charger, battery, 14-pc. drill bit and screwdriver set and case.




EXTRA 14.4V BATTERY  
MODEL G8609 EACH \$29<sup>95</sup>

MODEL G8595 ONLY \$54<sup>95</sup>

### 18V, 1/2" CORDLESS DRILL KIT

Features: • 18 volt power • Johnson® 600 motor • 1/2" keyless Jacobs® chuck • Variable speed, reversible • Panasonic® NiCd battery • 15 clutch settings plus drill setting • High and low speeds • 0-400 RPM and 0-1000 RPM • Includes 1 hour quick charger, battery, 14-pc. drill bit and screwdriver set.

GRIZC-04354



EXTRA 18V BATTERIES  
MODEL G8610 1.3 A.H. EACH \$29<sup>95</sup>  
MODEL G8611 1.7 A.H. EACH \$39<sup>95</sup>

MODEL G8597 ONLY \$89<sup>95</sup>

### 18V, 3/8" CORDLESS DRILL KIT

Features: • 18 volt power • Johnson® 600 motor • 3/8" keyless Jacobs® chuck • Variable speed, reversible • Panasonic® NiCd battery • 15 clutch settings plus drill setting • High and low speeds • 0-400, 0-1000 RPM • Includes charger, battery, 14-pc. drill bit and screwdriver set.



EXTRA 18V BATTERIES  
MODEL G8610 1.3 A.H. EACH \$29<sup>95</sup>  
MODEL G8611 1.7 A.H. EACH \$39<sup>95</sup>

MODEL G8596 ONLY \$69<sup>95</sup>

### 18V, 1/2" CORDLESS DRILL KIT

Features: • 18 volt power • Johnson® 700 motor • 1/2" keyless Jacobs® chuck • Variable speed, reversible • Panasonic® NiCd battery • 15 clutch settings plus drill setting • 0-900 RPM • Includes 1 hour quick charger, battery, 13-pc. drill bit and screwdriver set.



OUR DRILLS  
COME WITH A  
HEAVY-DUTY  
GRIZZLY® CASE THAT  
IS COMFORTABLE  
TO CARRY AND  
EXTREMELY STURDY.

EXTRA 18V BATTERY  
MODEL G9028 1.3 A.H. EACH \$29<sup>95</sup>


MODEL G8600 ONLY \$89<sup>95</sup>

## ACCESSORIES FOR CORDLESS TOOLS

### JACOBS® KEYLESS CHUCKS

The exclusive Hand-Tite® design features a non-rusting, high-performance body with a unique elastomeric sure-grip sleeve for maximum user comfort and hand tightening efficiency.


G8606 is threaded 3/8"-24 and G8607 is threaded 1/2"-20.



MODEL G8606 3/8" ONLY \$12<sup>95</sup>  
MODEL G8607 1/2" ONLY \$19<sup>95</sup>

### PANASONIC® BATTERIES


Buy an extra battery or two so you can always keep one charged up and ready to go. Match the battery voltage and configuration to your current equipment.



MODEL G8608 14.4 V 1.3 A.H. ONLY \$29<sup>95</sup>  
MODEL G8609 14.4 V 1.3 A.H. ONLY \$29<sup>95</sup>  
MODEL G8610 18 V 1.3 A.H. ONLY \$29<sup>95</sup>  
MODEL G9028 18 V 1.3 A.H. ONLY \$29<sup>95</sup>  
MODEL G8611 18 V 1.7 A.H. ONLY \$39<sup>95</sup>

### CHARGERS

Stay charged up! Keep an extra charger handy at that second location. Models G8612 and G8613 are fast, one hour chargers.



MODEL G8612 14.4 V ONLY \$14<sup>95</sup>  
MODEL G8613 18 V ONLY \$19<sup>95</sup>  
MODEL G8614 14.4 V ONLY \$9<sup>95</sup>  
MODEL G8615 18 V ONLY \$9<sup>95</sup>

CALL 24 HOURS A DAY FROM ANYWHERE IN THE U.S.A. 1-800-523-4777


133

# GRIZZLY® POWER TOOLS

GRIZC-04355

## 18V 5-IN-1 QUICK CHANGE CORDLESS TOOL SET WITH STANDARD CHARGER

At first glance, the Model G9921 looks like a cordless drill/driver. Variable speeds up to 600 RPM, sixteen torque levels and a 1/2" Jacobs® keyless chuck. Then the transformation begins. With a flick of the lock, remove the drill head and choose one of the other four options: Detail Sander, Reciprocating Saw, Power Carver or 4" Angle Grinder. Each of these accessory heads comes with the attachments needed to put it to work right away. Sandpaper pads, a coarse and fine blade for the saw, four chisel heads for the carver, and a 4" abrasive cutoff wheel for the grinder. And of course, a drill set, driver set and socket head set for the drill/driver. All in a handy carrying case.



**PATENT PENDING!**

MODEL G9921 ONLY \$149<sup>95</sup>

## 18V CORDLESS RECIPRO SAW KIT

Features: • 18 volt power • Panasonic® NiCad battery • Trigger lock • Uses standard reciprocating saw blades • Includes 1 hour quick charger, battery, wood cutting and metal cutting blades, Allen® wrench and plastic case.




SEE PAGE 66 FOR BLADES

EXTRA 18V BATTERY  
MODEL G8611 1.7 A.H. EACH \$39<sup>95</sup>

MODEL G8599 ONLY \$99<sup>95</sup>

## 18V CORDLESS SAW/DRILL KIT

Kit includes Panasonic® NiCd battery, one hour quick charger and plastic case.




### Saw Features:

- 5 1/2" blades with 10mm arbor • 2400 RPM • Blade lock • 1 1/2" dust port • 50° bevel cutting • 1 1/4" maximum depth of cut • 10mm arbor
- Includes 24 tooth carbide tipped blade, rip fence and Allen® wrench

Drill Features: • 18 volt power • Johnson® 600 motor • 1/2" keyless Jacobs® chuck • Variable speed to 700 RPM, reversible • 5 clutch settings plus drill setting • Includes screwdriver bit

MODEL H0603 ONLY \$139<sup>95</sup>

## 3.6V CORDLESS SCREWDRIVER KIT W/ FLASHLIGHT




Handy combination flashlight and screwdriver set. Driver is adjustable for different torque levels. Both units are jointed in the middle to get into those hard-to-reach spots. Includes two battery packs and charger. Accessories include 4 straight, 4 Phillips®, 4 Posi drive®, 8 Torx® and 8 hex bits; 8 sockets (6mm - 13mm); bit extension and square drive adapter.

EXTRA 3.6V BATTERY  
MODEL H0466 EACH \$7<sup>95</sup>

MODEL G8592 ONLY \$19<sup>95</sup>

## 18V 5 1/2" CORDLESS SAW KIT

Features: • 18 volt power • Panasonic® NiCad battery • Safety switch • 2400 RPM • Blade lock • 1 1/2" dust port • 50° bevel cutting capacity • 1 1/4" maximum depth of cut • 10mm arbor • Includes 1 hour quick charger, battery, 24 tooth carbide tipped blade, rip fence, Allen® wrench and plastic case. Takes 5 1/2" blades with 10mm arbor.



5 1/2" x 10mm Hole x 24T  
Saw Blade  
MODEL G9246 \$8<sup>95</sup>

EXTRA 18V BATTERY  
MODEL G8611 1.7 A.H. EACH \$39<sup>95</sup>

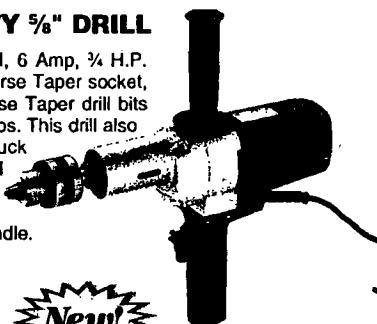
MODEL G8598 ONLY \$89<sup>95</sup>

**GRIZZLY® POWER TOOLS****3/8" ELECTRIC DRILL**


A drill compact enough to throw in the toolbox, yet amazingly powerful. The 3/8" chuck comes with a chuck key held in a handy cord mounted holder. Drill speed is 3500 RPM with trigger locking mechanism. You won't want to miss this little dynamo.

**MODEL G9909****ONLY****\$19<sup>95</sup>****HEAVY-DUTY 5/8" DRILL**


This double insulated, 6 Amp, 3/4 H.P. drill features a #2 Morse Taper socket, so it can accept Morse Taper drill bits for those really big jobs. This drill also includes a drill chuck arbor and 1/2" - 5/8" drill chuck, chuck key, drift wedge, extra brushes and side handle.

**MODEL H2787****ONLY****\$79<sup>95</sup>****RECIPROCATING SAW**

For all of your tough cutting jobs, this double-insulated, heavy-duty Reciprocating Saw features dial controlled variable 300-2000 strokes per minute, 5.5 amp power, 1 3/16" stroke, lock-on trigger switch and easy Allen wrench blade changes. Weighs 7 1/4 lbs.

**MODEL H0799****ONLY****\$69<sup>95</sup>****ELECTRIC PALM SANDER**


This quarter-sheet palm sander features a built-in dust collection bag and sealed On/Off switch for long dependable life. Swirl-free 10,000 orbits per minute make this double insulated sander an indispensable part of any shop.

**MODEL G5970****ONLY****\$19<sup>95</sup>****HEAVY-DUTY 1/2" ELECTRIC DRILL**

A powerful 1/2" Electric Drill, this unit can handle all the heavy jobs for drilling in metals, wood and other materials. Includes a sturdy and adjustable side handle for two handed operation. Ergonomic comfort grip. Variable speed up to 2500 R.P.M., 110V 60 cycle with 1/2" chuck.

**MODEL H0777****ONLY****\$39<sup>95</sup>****3 FUNCTION HAMMER DRILL**

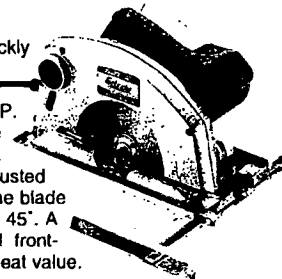
A powerful 110V, 1/2 H.P. drill, hammer drill and power chisel in one tool. Comes with three drills (10, 16 & 22 mm) and two chisels, using SDS-Plus tool mounting system. Delivers 500 RPM drilling speed and 2750 BPM hammer action. Includes carrying case, dust boot, depth rod and grease. Weighs 11 lbs. Max. drilling capacity: 7/8" concrete, 1/2" steel, 1 1/2" wood.



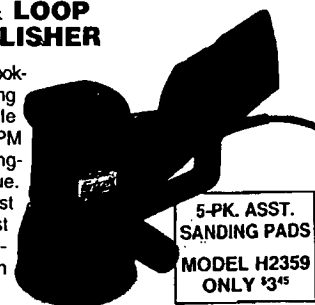
**3-PC. REPLACEMENT BITS**  
**MODEL H1397** **ONLY \$9<sup>95</sup>**

**MODEL G9908****ONLY****\$99<sup>95</sup>****CIRCULAR SAW**

This 7 1/4" circular saw will quickly become your most valued tool. An 18-tooth carbide-tipped blade driven by a 1 H.P. motor at 4600 RPM makes the toughest cutting job a simple task. Blade depth can be easily adjusted using the graduated scale, and the blade can be tilted for bevel cuts up to 45°. A chrome-plated blade guard and front-mounted handle round out this great value.

**MODEL G9906****ONLY****\$59<sup>95</sup>****HOOK & LOOP SANDER/POLISHER**

Rotary Sander/Polisher has hook-and-loop system for mounting standard 5" pads. Variable speed up to 10,000 RPM includes a trigger lock for long-term running with no fatigue. Pads use a flow-through dust collection system to allow dust to accumulate in the detachable bag. Orbital action provides swirl-free finishes.



**5-PK. ASST. SANDING PADS**  
**MODEL H2359**  
**ONLY \$3<sup>95</sup>**


**MODEL G9910****ONLY****\$24<sup>95</sup>**

# GRIZZLY® POWER TOOLS

GRIZC-04357

## HEAT GUNS

These two superb heat guns are very versatile. Both guns feature variable temperature control from 120 - 590 degrees C. The 1200 Watt model can handle most applications easily while the 1800 Watt model is more for heavy-duty, industrial use. Both are UL approved.



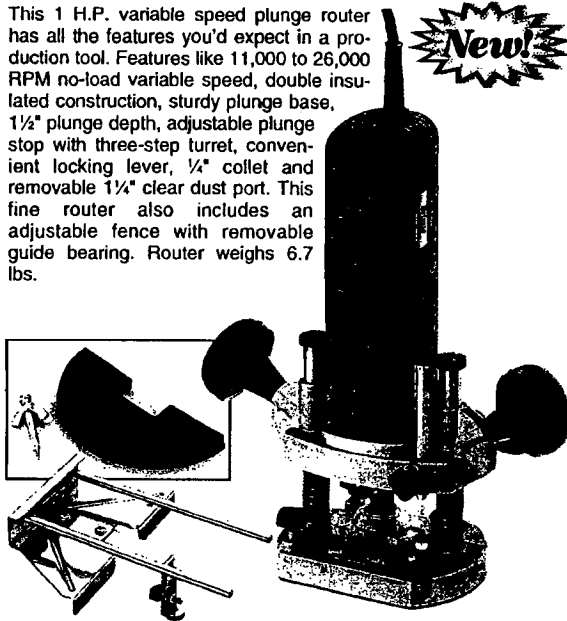
**HOT DEAL!**

**MODEL H0800** 1200 Watt Reg \$22<sup>95</sup> ONLY \$14<sup>95</sup>  
**MODEL H0801** 1800 Watt Reg \$32<sup>95</sup> ONLY \$19<sup>95</sup>

## 1 H.P. ROUTER

This 1 H.P. variable speed plunge router has all the features you'd expect in a production tool. Features like 11,000 to 26,000 RPM no-load variable speed, double insulated construction, sturdy plunge base, 1½" plunge depth, adjustable plunge stop with three-step turret, convenient locking lever, ¼" collet and removable 1¼" clear dust port. This fine router also includes an adjustable fence with removable guide bearing. Router weighs 6.7 lbs.


**New!**



**MODEL H2854** ONLY \$69<sup>95</sup>

## 18V CORDLESS CUT-OUT TOOL

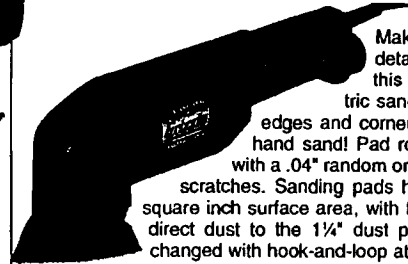
Great for cutting holes, especially in drywall or plywood sheathing. When equipped with a spiral cutter (sold separately) this tool can plunge cut like a drill and sideways like a jig saw. Nickel cadmium battery, charger, collet wrench, ¼" and ½" collets and depth gauge are included. Operates at 16,000 RPM.



**MODEL H0599** 18V Cordless Cut-Out Tool ONLY \$79<sup>95</sup>  
**MODEL H0604** 110V Cut-Out Tool ONLY \$79<sup>95</sup>

## TRIANGULAR SANDER

Make short work of those detail sanding tasks with this triangular pad electric sander. Sand right up to edges and corners with out having to hand sand! Pad rotates at 8,000 RPM with a .04" random orbit for a finish without scratches. Sanding pads have a generous 6¼ square inch surface area, with flow through holes to direct dust to the 1¼" dust port. Pads are easily changed with hook-and-loop attachment system.



**MODEL G9907** Triangular Sander ONLY \$24<sup>95</sup>

**MODEL H2335** 5-Pk. - 60, 80, 120, 220, 240 Grit ONLY \$2<sup>95</sup>

## 14.4V CORDLESS JIG SAW

Cuts circles around the competition. Powerful 14.4V system delivers a speed of 2900 SPM. Four settings for blade orbit for cutting into different types of materials. Footplate can be angled for bevel cuts. Uses universal style blades. Includes one wood cutting and one metal cutting blade, blade change tool and integral 1¾" dust port.



**EXTRA 14.4V BATTERY**  
**MODEL H2493** EACH \$19<sup>95</sup>


SEE PAGE 66  
 FOR BLADES

**MODEL H2261** Steel Blade - 5 Pk. ONLY \$5<sup>95</sup>  
**MODEL H2268** Wood Blade - 5 Pk. ONLY \$5<sup>95</sup>

**MODEL H0601** 14.4V Cordless Jig Saw ONLY \$42<sup>95</sup>

## 12V CORDLESS TRIMMER

Weeds don't stand a chance with this 12V Cordless Trimmer. Cuts a 3½" wide swath through the underbrush. Comes with charging station, Phillips® screwdriver and rugged plastic carrying case.



**EXTRA 12V BATTERY**  
**MODEL H2492**  
 EACH \$19<sup>95</sup>

**MODEL H0600** ONLY \$49<sup>95</sup>

## 12V CORDLESS VACUUM

Convenient Cordless Vacuum is perfect for quick pick-ups in the car or around the house. Easy-to-empty chamber disconnects with a click, then it is back to work. Comes complete with charging station. Rocker-style on/off switch.



**EXTRA 12V BATTERY**  
**MODEL H2494**  
 EACH \$19<sup>95</sup>


**MODEL H0602** ONLY \$34<sup>95</sup>

**GRIZZLY® POWER TOOLS****MINI GRINDER KIT**

Double insulated Mini Grinder Kit features  $\frac{1}{4}$ " and  $\frac{1}{8}$ " collets, four speed control and an assortment of burs, stones, buffs, cutoff wheels, arbors and sanding discs and sleeves. Includes collet wrench and plastic case. Great for hobby and fine detail work.

**MODEL G8601****ONLY****\$29<sup>95</sup>****3 $\frac{3}{16}$ " PORTABLE PLANER**

Perfect for quick planing needs on site. Hand-held planer gives a  $\frac{3}{16}$ " cutting width and can take off  $\frac{1}{32}$ " per pass. The  $\frac{1}{2}$  H.P. motor spins the twin steel cutter blades at 15000 RPM to give a smooth finish. Includes edge guide, blade removal wrench, blade setting gauge, blade sharpening guide, extra motor brushes and extra drive belt.




2-PC. REPLACEMENT BLADES  
MODEL G9020 EACH \$5<sup>95</sup>

**MODEL G9003****ONLY****\$39<sup>95</sup>****HEAVY-DUTY 3 $\frac{1}{2}$ " PORTABLE PLANER**

Heavier-duty needs for planing will be satisfied with this Model G9004 portable planer. Gives a wide  $\frac{3}{16}$ " cut and can take off  $\frac{1}{16}$ " per pass, as well as a  $\frac{1}{4}$ " rabbet capability. This planer comes with a blade wrench, sharpening holder assembly, edge guide, a pair of replacement brushes for the motor and a replacement drive belt. The 110V,  $\frac{1}{2}$  H.P. motor turns at 13,000 RPM.



2-PC. REPLACEMENT BLADES  
MODEL G9021 EACH \$7<sup>95</sup>

**MODEL G9004****ONLY****\$79<sup>95</sup>****MINI SHAPER**

- Motor:  $\frac{3}{4}$  H.P., 110V, 60 HZ
- Spindle Size:  $\frac{1}{2}$ "
- Collet Size:  $\frac{1}{4}$ "
- Maximum Cutter Height:  $1\frac{1}{16}$ "
- Maximum Cutter Height Adjustment:  $\frac{1}{32}$ "
- Spindle Speed: 9500 RPM
- Table Size:  $11\frac{1}{16}$ " x  $9\frac{1}{16}$ "
- Fence: Independently adjustable
- Dust Port:  $2\frac{1}{2}$ "
- Accepts  $\frac{1}{4}$ " router bits
- Weight: 42 lbs.

**MODEL G8693****ONLY****\$99<sup>95</sup>****FLEX SHAFT GRINDER**

Hang the motor overhead and use the 42" long flex shaft to maneuver around your workpiece. The foot pedal controls the speed from 0 to 15,000 RPM. Includes motor hanger and  $\frac{1}{2}$ " keyed chuck handpiece.



Carving Handpiece  
MODEL H0756 \$12<sup>95</sup>  
4-Pc Carving Chisels  
MODEL H0757 \$4<sup>95</sup>

**MODEL G9928****ONLY****\$49<sup>95</sup>****4" TILE SAW**

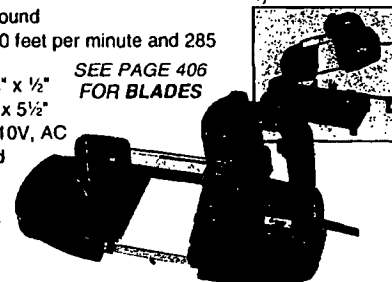
Double insulated hand-held saw has a water line hookup which allows a water stream to be directed at the blade. Powerful  $\frac{3}{4}$  HP, 110V motor drives a 4" diamond blade ( $\frac{1}{4}$ " arbor) to do the work. Can cut up to  $1\frac{1}{4}$ " thick tile. Includes a 7' hose for water and two wrenches for mounting the blade. Blades sold separately.

4" DIAMOND BLADES  
MODEL G9022 For wet cutting EACH \$6<sup>95</sup>  
MODEL G9023 For dry cutting EACH \$9<sup>95</sup>

**MODEL G8993****ONLY****\$39<sup>95</sup>****PORTABLE BANDSAW WITH STAND**

- Capacity: 4 $\frac{1}{4}$ " Round
- Two Speeds: 190 feet per minute and 285 feet per minute
- Blade Size:  $44\frac{1}{4}$ " x  $\frac{1}{2}$ "
- Table Size:  $7\frac{1}{4}$ " x  $5\frac{1}{2}$ "
- Motor: 1 H.P., 110V, AC
- Double Insulated
- Weight: 38 lbs.

CONVERTS FROM A BENCH-TOP CUTOFF SAW TO A HAND-HELD PORTABLE IN JUST SECONDS.

**MODEL G8692****ONLY****\$139<sup>95</sup>****GLUE GUNS & STICKS**

Hot-melt Glue Guns are ideal for any glue job that requires quick and secure application. Perfect for all craft work as well as making jigs and fixtures for woodworking.



MODEL H1433	10W Mini	ONLY	\$4 <sup>95</sup>
MODEL H1434	40W Medium	ONLY	\$8 <sup>95</sup>
MODEL H1435	60W Large	ONLY	\$11 <sup>95</sup>
MODEL H1436	12 Pack for H1433	ONLY	\$2 <sup>25</sup>
MODEL H1437	12 Pack for H1434 & H1435	ONLY	\$3 <sup>95</sup>

**CALL 24 HOURS A DAY FROM ANYWHERE IN THE U.S.A. 1-800-523-4777****137**

## GRIZZLY® POWER TOOLS

### 4" ANGLE GRINDER


4" Angle Grinder features: • On/Off switch • Double insulated motor • Lightweight • Locking spindle button for easy disc changes • 11,000 RPM • 10 x 1.5mm arbor • Includes side handle and wrench • Weighs 4.12 lbs.



MODEL G5968 ~~\$37<sup>95</sup>~~ SPECIAL! \$32<sup>95</sup>

### 5" ANGLE GRINDER


5" Angle Grinder features: • Lock-on trigger switch • Double insulated motor • Ergonomic handle • Left or right mounted side handle • Rotating guard • 11,000 RPM • 14 x 2.0mm arbor • Weighs 6.12 lbs.



MODEL G5969 ~~\$49<sup>95</sup>~~ SPECIAL! \$44<sup>95</sup>

### 9" ANGLE GRINDER


9" Angle Grinder features: • Lock-on trigger switch • Double insulated motor • Ergonomic handle - Left, right or top mounted side handle • Rotating guard • 6,200 RPM • 14 x 2.0mm arbor • Weighs 15.4 lbs.



MODEL G9911 ONLY \$69<sup>95</sup>

### ELECTRIC SHEET METAL SHEAR

• 2.4 Amps • Width of cut 1/2" • 4500 strokes/min • Cuts 1/16" mild steel, 3/16" stainless steel • Double insulated, 110V • Weighs 3.44 lbs.



MODEL H2867 ONLY \$49<sup>95</sup>

### BRASS COATED STEEL WIRE CUP BRUSHES

The .020" steel wires provide a flexible abrasive that's great for uneven surfaces. The brass coating helps the brush to run cooler and resists corrosion of the bristles.

MODEL G8772	M10 - 1.5 mm	2 1/2"	ONLY \$6 <sup>95</sup>
MODEL G8773	M10 - 1.5 mm	3"	ONLY \$7 <sup>50</sup>
MODEL G8769	M14 - 2.0 mm	3"	ONLY \$8 <sup>95</sup>
MODEL G8770	M14 - 2.0 mm	4"	ONLY \$9 <sup>95</sup>
MODEL G8771	M14 - 2.0 mm	5"	ONLY \$12 <sup>95</sup>



### KNOTTED STEEL CUP BRUSHES

The .020" heavy gauge steel wires are twisted into a tight spiral to maximize the abrasive action.

MODEL G8778	M10 - 1.5 mm	2 1/2"	ONLY \$9 <sup>95</sup>
MODEL G8779	M10 - 1.5 mm	3"	ONLY \$9 <sup>95</sup>
MODEL G8774	M14 - 2.0 mm	2 1/2"	ONLY \$8 <sup>95</sup>
MODEL G8775	M14 - 2.0 mm	3"	ONLY \$9 <sup>95</sup>
MODEL G8776	M14 - 2.0 mm	4"	ONLY \$14 <sup>95</sup>
MODEL G8777	M14 - 2.0 mm	5"	ONLY \$27 <sup>95</sup>



### 14" CUTOFF SAW


• Cut pipe, tubing, conduit, bar stock and more  
• Crosscuts 5" dia. round stock, 4" square stock  
• Miter cuts 4 1/2" diameter round stock and 4" square stock • Maximum clamping capacity is 8 3/4" • Motor develops 3 H.P. • Includes one wheel and wrench • Weighs 40 lbs.

REPLACEMENT WHEELS  
MODEL G7403 EACH \$5<sup>49</sup>  
14" x 3/8" x 1" Bore  
MODEL G7429 EACH \$6<sup>95</sup>  
14" x 1/4" x 1" Bore

GRIZC-04359



MODEL G5048 ONLY \$179<sup>95</sup>

**GRIZZLY® POWER TOOLS****8" COMPOUND  
MITER SAW**

A great portable, benchtop miter saw which is light enough to take right to the job site. Set the blade tilt angle and the miter angle, slide the board up against the steel fence and you're ready to go. Includes an 8" carbide blade. Motor runs on 110V drawing 6.5 Amps.

**REPLACEMENT BLADES**  
**MODEL G4800 EACH \$24<sup>95</sup>**  
 8" 3/4" Bore 24 Tooth Carbide  
**MODEL G4801 EACH \$29<sup>95</sup>**  
 8" 3/4" Bore 40 Tooth Carbide

**MODEL G8699 ONLY \$89<sup>95</sup>**

**WAX BUFFER**

Wax the car in a jiffy with this buffer/polisher system. The 6" pad duplicates hand polishing with a random orbit rotation at 2400 RPM. Kit includes a wax application bonnet and a terrycloth polishing bonnet. Safe for all types of finishes, gives a beautiful swirl free result.

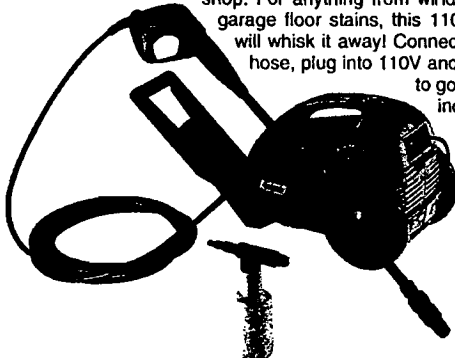


**EXTRA PAIR  
OF BUFFS  
MODEL G9932  
ONLY \$2<sup>95</sup>**

**MODEL G9927 ONLY \$24<sup>95</sup>**

**HIGH PRESSURE WASHER**


This is a great washer for cleaning chores around the house or shop. For anything from windows to tough garage floor stains, this 110 PSI washer will whisk it away! Connect to a garden hose, plug into 110V and you're ready to go. Soap holder included.



**MODEL G8605 ONLY \$109<sup>95</sup>**

**CORDLESS 12V POWER PACK  
AND COMPRESSOR**

Ideal for emergency or recreational use. The compressor delivers 260 PSI of air with a handy top-mounted pressure gauge. The power supply provides 12 volt service via a lighter socket. Handy continuous or flashing beam for safety. Includes charging cords for 110V AC or 12V DC.



**MODEL G8602 ONLY \$39<sup>95</sup>**

**JUMP STARTER**

Portable starting power in a compact unit. Provides 400 amps of starting power or up to 50 hours of 12 Volt DC power for phones, radios or power tools. Utilizes a maintenance free sealed battery to hold power in reserve. Includes light and volt meter. Cables store conveniently on case.



**MODEL G8603 ONLY \$49<sup>95</sup>**

**JUMP  
STARTER  
WITH  
COMPRESSOR**

Like having a service station in your trunk! 400 amps of starting power and a 260 PSI compressor with 25' hose. AC cord and lighter plug-in cord included to charge the system at home or on the go. Includes volt meter, pressure gauge, inflation adapters and light.



**MODEL G8604 ONLY \$59<sup>95</sup>**

**CALL 24 HOURS A DAY FROM ANYWHERE IN THE U.S.A. 1-800-523-4777**

**139**



**Makita**

**WE WILL MATCH ANY CURRENT ADVERTISED PRICE!**

**2 1/4 H.P. ROUTER WITH PLUNGE BASE**

**RF1101KIT**

- 11 Amps
- V/S dial 8,000 - 24,000 RPM
- Plunge base has 3 depth stops
- 1/4" and 1/2" collet capacity
- 1 1/2" center hole
- 5 3/4" base diameter
- Weight with fixed base 7.1 lbs.
- Weight with plunge base 9.3 lbs.

**New!**



**MODEL H3824 ONLY \$274<sup>95</sup>**

**10" TABLE SAW 2703**

- Powerful 15 Amp motor • Lightweight (40 lbs.) for easy transporting to job site • Large 27" x 22" table • Positive stops at 90° and 45° • 4,600 RPM no load speed • 3/4" arbor • Includes Carbide tipped blade, rip fence, miter gauge, wrench #19 and a wrench #13-22


**New!**



**MODEL H3836 ONLY \$329<sup>95</sup>**  
**MODEL H3837 Stand ONLY \$79<sup>95</sup>**

**12" PLANER 2012NB**

**New!**



- Cutting capacities: width 12", depth 1/4", thickness 6 1/2" • No load speed 8,500 R.P.M.
- Amps (120V) 15
- Disposable double edge blades
- Quiet operation at only 83dB • Net weight 61 lbs.


**MODEL H2450 ONLY \$499<sup>95</sup>**  
**MODEL H3577 Blade ONLY \$39<sup>95</sup>**

**2 1/4 H.P. PLUNGE ROUTER**

**RP1101**

**New!**

- 115V, 11 Amps
- V/S dial 8,000 - 24,000 RPM
- Plunge base has 3 depth stops • 1/4" and 1/2" collet capacities • 2 1/2" plunge capacity



**MODEL H3825 ONLY \$224<sup>95</sup>**

**2 1/4 H.P. ROUTER RF1101 / RD1101**

- Collet capacities 1/2" and 1/4" • No load speed: 8,000 - 24,000 RPM • Amp (115V): 11.0 • Overall height 8 1/2" • Approximate shipping weight 9.8 lbs.
- Standard equipment: • 1/4" collet (193214-9) • 1/2" collet (763643-6) • 2 Ea. wrench (781031-5)



**MODEL H2401 ONLY \$199<sup>95</sup>**  
**MODEL H2402 D-Handle ONLY \$219<sup>95</sup>**

**6" RANDOM ORBIT SANDER B06040**

- Dual mode selector for "random orbit" or "random orbit with rotation" • Built-in dust port • 120V, 6.6 Amps • 1,600 - 5,800 OPM • 7/8" orbit diameter
- Weighs 5.9 lbs.

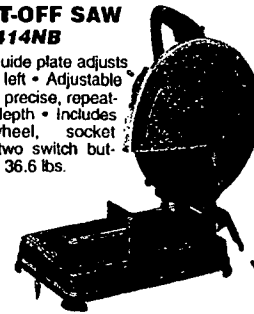


**New!**

**MODEL H3823 ONLY \$299<sup>95</sup>**

**14" CUT-OFF SAW 2414NB**


- 15 amps • Guide plate adjusts 45° right and left • Adjustable depth stop for precise, repeatable cutting depth • Includes abrasive wheel, socket wrench and two switch buttons • Weighs 36.6 lbs.



**MODEL H2157 ONLY \$179<sup>95</sup>**  
**MODEL H3828 Blade (5 Pk.) ONLY \$39<sup>95</sup>**

**10" COMPOUND MITER SAW LS1040**

- Cuts compound angles • Bevel cuts up to 45° left • Miter cuts 0-45° left and right • Powerful 15 Amp motor
- Adjustable fence
- Shaft lock for easy blade changes
- Includes: dust bag, wrench, vise and blade
- Weighs 24.2 lbs.



**MODEL G5384 ONLY \$249<sup>95</sup>**  
**MODEL H3833 Blade ONLY \$69<sup>95</sup>**

**12" COMPOUND MITER SAW LS1220**

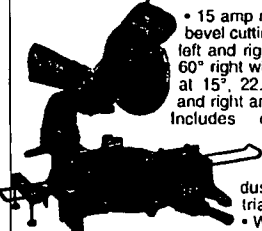
- 15 amp motor • 3,200 rpm
- Weighs 37.5 lbs.
- Features a pivoting fence for tall stock that flips out of the way for bevel cutting
- Includes a 12" thin kerf carbide tipped blade.



**MODEL G6761 ONLY \$349<sup>95</sup>**  
**MODEL H3834 Blade ONLY \$49<sup>95</sup>**

**12" SLIDE DUAL COMPOUND SAW LS1212**

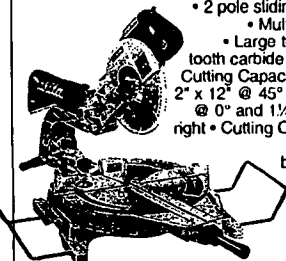
- 15 amp motor • Precision bevel cutting up to 45° both left and right • Miterers up to 60° right with positive stops at 15°, 22.5°, 30°, 45° left and right and 0° (90° cuts) • Includes carbide tipped blade, vertical vise, socket wrench #13, dust bag and triangular rule
- Weighs 48.5 lbs.



**MODEL H1045 ONLY \$699<sup>95</sup>**  
**MODEL H3835 Blade ONLY \$89<sup>95</sup>**

**10" SLIDING COMPOUND MITER SAW LS1013**

- Compound cuts both left and right • Powerful 13 Amp motor • Dual position depth adjusting knob
- 2 pole sliding mechanism
- Multi-location vise
- Large turn base • 64-tooth carbide tipped blade • Cutting Capacity at 0° bevel: 2" x 12" @ 45° left, 3 1/4" x 12" @ 0° and 1 1/4" x 12" @ 45° right • Cutting Capacity at 45° left and right bevel: 2" x 8 1/2" @ 45° left, 3 3/4" x 8 1/2" @ 0° and 1 1/4" x 8 1/2" @ 45° right.



**MODEL G5934 ONLY \$549<sup>95</sup>**  
**MODEL H3833 Blade ONLY \$69<sup>95</sup>**


WE WILL MATCH ANY CURRENT ADVERTISED PRICE!

**3/4" CORDLESS DRIVER/DRILL KIT 6095DWBE**

- 9.6V (2.2Ah) Ni-MH battery provides 70% longer run time • 6-stage torque setting • Electric brake • Industrial keyless chuck • Maximum torque of 122 in. lbs. • Weighs 3.7 lbs.

**H2149 ONLY \$139<sup>95</sup>****18V 1/2" CORDLESS DRIVER/DRILL KIT 6343DWAE / 6343DWDE**

- 2-speed gear selection (0-450 RPM or 0-1,400 RPM) • 18 torque settings • Maximum torque of 404 in. lbs. • Includes 2 batteries, charger, Phillips/slotted bit, side grip, depth gauge, battery cover and plastic tool case • Weighs 5.5 lbs.

**H2150 ONLY \$239<sup>95</sup>****H3826 ONLY \$299<sup>95</sup>****14.4V KEYLESS 1/2" CORDLESS DRILL 6333DWBE / 6336DWDE**

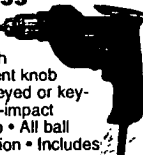
- NiMH Powerful 14.4V (2 Ah) Battery • Compact and well balanced • Externally accessible brushes • 2-speed gear selection (0-400 RPM or 0-1300 RPM) • 17 torque settings in both high and low • Keyless chuck • Convenient forward/reverse switch • Includes: 2 batteries, charger and Phillips/slotted bit • Weighs 4.6 lbs.

**H1500 ONLY \$209<sup>95</sup>****H3827 ONLY \$239<sup>95</sup>****CORDLESS IMPACT DRIVER KIT 6914DWBE**


- Fastest driver in its class • Variable speed 0-2, 200 RPM (0-3,000 IPM) for controlled driving starts • Includes 2 batteries, charger, battery cover, plastic tool case and battery clip • Maximum torque of 870 in. lbs. • Weighs 3.7 lbs.

**H1043 ONLY \$249<sup>95</sup>****3/4" HEAVY-DUTY VSR DRILL 6405 REVER. / 6406 KEYLESS**

- Variable speed control • Reversing switch • Speed adjustment knob • Trigger lock • Keyed or keyless chuck • High-impact housing • Belt clip • All ball bearing construction • Includes chuck key and retainer • 0-2100 RPM • 3.3 Amps • 3.1 lbs.

**G2010 Reversible ONLY \$64<sup>95</sup>****G2177 Keyless ONLY \$64<sup>95</sup>****BLADE SHARPENER 9820-2**

- Sharpen scissors, knives, cut-ter blades, planer blades and more • Quiet 1.1 AMP induction motor • Unique water feeding system for cool and efficient operation • Sharpens flat blades up to 15 1/4" wide • Compact for easy storage • Comes with 1000 grit grinding wheel and blade holder.

**G2017 ONLY \$239<sup>95</sup>****ACCESSORIES:**

- 60 Grit Wheels **G2124 ONLY \$49.95**
- 6000 Grit Wheels **G2077 ONLY \$49.95**

**RANDOM ORBIT SANDERS B05020 / B05021K**

- 2-handle design for controlled operation • Powerful yet light weight (3.1 lbs.) design • Efficient through-the-pad dust collection system • All ball bearing construction for reduced vibration and noise • Uses convenient 5" hook-and-loop abra-sive discs and accessories • 6.4 lbs.



SEE SANDPAPER ON PAGE 260

**12,000 OPM G9154 ONLY \$74<sup>95</sup>****4,000-12,000 OPM G9155 ONLY \$94<sup>95</sup>****FINISHING SANDER B04552K**

- Uses 1/4 sheets of standard paper • Features a dust bag which reduces sandpa-per clogging and airborne dust • All ball bearing construction for long life • 14,000 OPM • 1.6 Amps • 2.1 lbs.



SEE SANDPAPER ON PAGE 260

**G2023 ONLY \$54<sup>95</sup>****BELT SANDERS 9920/9404**

- 8.8 amps • Long 16.4 ft. power cord for easy maneuverability • Quietest sander in its class (84dB)



SEE SANDPAPER ON PAGE 257

**3" x 24" H2153 ONLY \$189<sup>95</sup>****4" x 24" H2154 ONLY \$199<sup>95</sup>****PLATE JOINER KIT 3901**

- 4" blade • Easy adjust settings make perfect cuts for #0, #10, #20 and 3" biscuits • Rack-and-pinion gearing makes guide adjustment fast and simple • Fence adjusts from 0°-90° with positive stops @ 0°, 45° and 90° • Comes with large dust bag, blade and tool box.

**G2157 SPECIAL \$169<sup>95</sup>****4 1/2" PADDLE GRINDER 9527PB**

- Extra large paddle switch for right or left handed operation • Lock on button • Powerful 6.4 Amp motor • Lightweight • Double insulated • Includes: 4 1/2" grinding wheel, wrench, side handle, lock nut, inner flange and wheel guard • Weighs 3.9 lbs.

**G5366 ONLY \$89<sup>95</sup>****1 1/4" H.P. PLUNGE ROUTER 3621**

- 24,000 RPM • 7.8 Amps • 1 1/4" plunge depth capacity • 3 plunge depth presets • Tough polycarbonate housing • 1/4" collet capacity • Non-marring base • Double insulated • Contoured handles with built-in switch • Weighs 5.3 lbs. • Comes with 1/4" collet cone, spindle wrench and case.

**G2004 ONLY \$139<sup>95</sup>****3 1/4" H.P. PLUNGE ROUTERS 3612 / 3612C**

- 9,000-23,000 RPM Electronic variable speed Control (G2170) • 15 Amp • 2 1/4" plunge depth capacity • 3 plunge depth presets • 1/4" and 1/2" collet capacity • Non-marring base • Chip deflector • Contoured handles with built-in switch • Weighs 13.2 lbs. • Comes with 1/4" collet cone, spindle wrench.

**Electric Brake only G2169 ONLY \$199<sup>95</sup>****Vari. Speed & Brake G2170 ONLY \$259<sup>95</sup>****ORBITAL JIG SAW 4304T**

- High power to weight ratio • 3 orbital settings plus straight cutting • 1" stroke • 500 - 3000 strokes per minute • "Tool-less" blade change • 5.5 Amps • 5.3 lbs.

**G6762 ONLY \$169<sup>95</sup>****7 1/2" H.P. CIRCULAR SAW 5007FK**

- 120V • 15 Amp • 5800 RPM • LED light (with lifetime guarantee) for easy tracing of the cutting line • Includes carrying case, rip fence and wrench • Weighs 4.8 lbs.

**H3831 ONLY \$124<sup>95</sup>****H3832 Blade ONLY \$11<sup>95</sup>****7" ELECTRONIC SANDER/POLISHER 9227C**

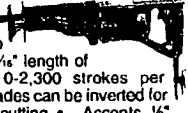
- 10 amp motor • Variable speed (0-3,000 RPM) • Pre-set speed setting dial (from 600-3,000 RPM) for maximum control • Includes hook and loop pad and hex wrench • Weighs 6.6 lbs.

**H2152 ONLY \$199<sup>95</sup>****H3829 Compound ONLY \$99<sup>95</sup>****H3830 Polishing ONLY \$99<sup>95</sup>****3 1/4" PLANER N1900B**

- 2-blade cutterhead makes 30,000 cuts per minute • Front and rear grip • Simple blade setting system for fast blade adjustment • 4.0 Amps • 5.5 lbs. • Comes complete with tools, H.S.S. blades and tool case.

**G2022 ONLY \$139<sup>95</sup>****BLADES: G2071 H.S.S. (2) ONLY \$16.95 VARIABLE SPEED RECIPRO SAW JR3000V**

- 6 amp motor • 1 1/4" length of stroke • 0-2,300 strokes per minute • Blades can be inverted for near flush cutting • Accepts 1/4" shank blades • Includes blades #21, #22, #23, hex wrench and plastic tool case • Weighs 6.4 lbs.

**H2151 ONLY \$129<sup>95</sup>****CHARGERS & BATTERIES**

- G6766 Stick **NICKEL - METAL HYDRIDE 40% LONGER LIFE!**

**45 MIN. - 60 MIN. FAST CHARGER**

- For all 9.6V - 12V - 14.4V - 18.0V Makita batteries, including high capacity.

**G6770 Quad Volt Ni-MH Charger ONLY \$69.95****MAKITA 10-MINUTE CHARGER H1143 DC1439 ONLY \$119.95****BATTERIES****G2043 9.6V - Standard ONLY \$29.95****G5380 9.6V - 2.0 Ah ONLY \$29.95****G6766 9.6V Ni-MH Stick ONLY \$49.95****Ni-MH batteries require a Ni-MH charger**

CALL 24 HOURS A DAY FROM ANYWHERE IN THE U.S.A. 1-800-523-4777

141

WE WILL MATCH ANY CURRENT ADVERTISED PRICE!



GRIZC-04363

**9.6V 3/8" ADJUSTABLE CLUTCH  
DRILL/DRIVER KIT DW926K-2**

- Includes charger, 2 DW9062 batteries, screwdriver bit and kit box

**MODEL H1362 ONLY \$99<sup>95</sup>**

**12V 3/8" ADJUSTABLE CLUTCH  
DRILL/DRIVER KIT DW980K-2**

- Includes charger, 2 DW9071 batteries, screwdriver bit and kit box

**MODEL G3504 ONLY \$169<sup>95</sup>**

**14.4V 1/2" ADJUSTABLE CLUTCH  
DRILL/DRIVER KIT DW983K-2**

- Includes charger, 2 DW9062 batteries, screwdriver bit and kit box

**MODEL H1361 ONLY \$199<sup>95</sup>**

**14.4V 1/2" HAMMER DRILL/  
DRILL/DRIVER KIT DW985K-2**

- Includes charger, 2 DW9091 batteries, screwdriver bit and kit box

**MODEL G6128 ONLY \$219<sup>95</sup>**

**18V 1/2" ADJUSTABLE CLUTCH  
DRILL/DRIVER KIT DW987K-2**

- Includes charger, 2 DW9096 batteries, screwdriver bit and kit box

**MODEL H1481 ONLY \$269<sup>95</sup>**

**18V 1/2" HAMMER DRILL/  
DRILL/DRIVER KIT DW988K-2**

- Includes charger, 2 DW9096 batteries, screwdriver bit and kit box

**MODEL H1482 ONLY \$289<sup>95</sup>**

**18V CORDLESS 4 PAK  
DW4KIT-2**


- Includes DW997 1/2" Hammer Drill/Driver, DW938 Reciprocating Saw, DW936 Trim Saw, DW919 Floodlight, two (2) DW9096 XR+ Pack batteries and DW9116 Charger with Tune-Up™ mode.



**MODEL H1155 ONLY \$569<sup>95</sup>**

**12 1/2" PLANER  
DW733**

- Four-column Head Lock reduces snipe • Feed rate: 26 ft/min. • Min thickness 1/8" • Height capacity: 6" • Cuts per inch: 64.1 • Cuts per min.: 20,000 • Amps: 15 • Weight 77.7 lbs.




**MODEL G4195 ONLY \$379<sup>95</sup>**

**ACCESSORIES:**  
G5806 Dust Hood ONLY \$34.95

**1/2" VSR DRILL  
DW236/DW235G**

- 7.8 amps • Helical-cut steel, heat-treated gears for increased durability and long gear life • Two finger, rubber trigger for increased comfort • 360° side handle for greater control • Weighs 4.2 lbs.



**MODEL H1483 Keyless ONLY \$139<sup>95</sup>**  
**MODEL H1484 Keyed ONLY \$119<sup>95</sup>**

**WORK SITE  
RADIO/CHARGER DW911**

- Powered by 9.6V-18V DeWalt NiCd batteries (not included)
- 1 hour charger
- Does not accept DW9051, DW9050, DW9045 and DW9046 batteries




**MODEL H1142 ONLY \$129<sup>95</sup>**

**BATTERIES**

G3521DW9061 9.6V	ONLY \$49.95
G3522DW9071 12V	ONLY \$54.95
G3523DW9091 14.4V	ONLY \$59.95
H1366DW9096 18V	ONLY \$79.95

**20" SCROLL  
SAW DW788**



- Cast iron table tilts 45° left and right • 400 - 1750 SPM, electronic variable speed • Flexible dust blower • Cutting capacities: 2" @ 90°, 1 1/8" @ 45° • Weighs 54 lbs.

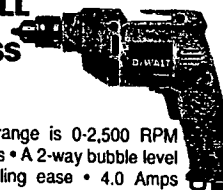
G4196 SHOWN  
WITH G5808 STAND  
AND G5809 LIGHT

**MODEL G4196 ONLY \$399<sup>95</sup>**

**ACCESSORIES:**  
G5808 Scroll Saw Stand ONLY \$59.95  
G5809 Scroll Saw Light ONLY \$39.95

**3/8" VSR DRILL  
DW100  
3/8" KEYLESS  
DRILL  
DW106**

- Variable speed range is 0-2,500 RPM
- 100% ball bearings • A 2-way bubble level is built in for leveling ease • 4.0 Amps
- Weighs 3.3 lbs.



**MODEL G3507 VSR ONLY \$69<sup>95</sup>**  
**MODEL G6117 Keyless ONLY \$74<sup>95</sup>**

**HEAVY-DUTY PLATE  
JOINER KITS  
DW931K/DW932K**


- Dual rack and pinion fence is adjustable and tilts 0-90° • Flush cuts can be made at 0-90° without removing fence • Includes charger, battery pack, 4" carbide tooth blade, dust bag, deflector, vacuum adapter, Torx® key and kit box



**MODEL H1363 14.4V ONLY \$229<sup>95</sup>**  
**MODEL H1364 18V ONLY \$249<sup>95</sup>**

**12" SLIDING COMPOUND  
SAW DW708**

- 12" blade • Crosscuts up to 12" wide stock
- Handles crown molding up to 5/8" • Double bevel capacity allows you to flip saw instead of work
- Miter capacity: 50° left, 60° right • Includes 32T carbide blade • 13.0 amps



**MODEL G4194 ONLY \$599<sup>95</sup>**

**ACCESSORIES:**  
G3525 Dust Bag ONLY \$14.95

**12" HD COMPOUND  
MITER SAW DW705S**

- Cuts up to 2 x 6 at 45° and up to 4 x 6 at 90° • Handles crown molding up to 6 1/8"
- Electric blade brake
- Includes 32T carbide blade • 13.0 Amps
- Weighs 38 lbs.



**MODEL G3510 ONLY \$349<sup>95</sup>**  
**ACCESSORIES:**  
G3525 Dust Bag ONLY \$14.95

WE WILL MATCH ANY CURRENT ADVERTISED PRICE!

**DEWALT****2 H.P. 4 GAL. SINGLE TANK ELECTRIC HAND CARRY COMPRESSOR D55155**

- Cast iron cylinder • Oil lubricated pump • Dual soft start valves • Protected components • Ball valve drain allows for quick tank draining
- ASME coded 4 gallon OSHA recognized tank • CSA/UL approved • 120V AC, 15 Amps, 60 Hz, 2 pole induction motor • Ship. wt. approx. 71.25 lbs

**MODEL H3584 ONLY \$349<sup>95</sup>****2 H.P. 4 GAL. ELECTRIC TWIN STACK COMPRESSOR D55153**

- Oil lubricated • Cast iron lubricated pump improves durability
- Dual soft start valves • 120V AC, 15 Amps, 60 Hz, 2 pole induction motor • Ship. wt. approx. 60 lbs.

**MODEL H3585 ONLY \$309<sup>95</sup>****HD PLATE JOINER KIT DW682K**

- Kit includes plate joiner, 6T carbide blade, dust bag, dust deflector, vacuum adapter, Torx® screwdriver, wrench and heavy-duty plastic carrying case • 6.5 Amps • Weighs 6.6 lbs.

**MODEL G3499 ONLY \$159<sup>95</sup>****1/4 SHEET PALM SANDER DW411K**

- 13,500 OPM
- Detachable dust collector and sandpaper punch included
- 1.7 Amps
- Weighs 2.3 lbs.

**MODEL G3500 ONLY \$59<sup>95</sup>****ACCESSORIES:****1/4 SHEET SANDPAPER SHEETS (5 PK):**

G4732 60 Grit	ONLY \$2.95
G4733 100 Grit	ONLY \$2.95
G4734 150 Grit	ONLY \$2.95
G4735 Asst. Pk.	ONLY \$2.95

**HEAVY-DUTY****1 1/2 H.P. ROUTER DW610**

- 9 Amps • Rack and pinion depth adjustment for quick, accurate setup • Accepts standard template guide bushing with no special adapters • Includes 1/4" and 1/2" collets and two wrenches

**MODEL H1360 ONLY \$159<sup>95</sup>****HEAVY-DUTY 15 GA 1 1/4" - 2 1/2" ANGLED FINISH NAILER KIT D51275K**

- Tool-free jam clearing
- Patented dual-load magazine
- Low profile no-mar pad • Rear load, dual load magazine loading
- 70-120 psi operating pressure • 360° exhaust • 34° magazine angle • 1 1/4 to 2 1/2" nail length cap. • 110 nail magazine capacity

**MODEL H3581 ONLY \$249<sup>95</sup>****HEAVY-DUTY 16 GA 1 1/4" - 2 1/2" ANGLED FINISH NAILER KIT D51256K**

- Nail length cap. 1 1/4" - 2 1/2"
- Straight magazine angle • Mag cap. 160 nails • Rear load, dual load
- 70-120 psi • 5 position indexed depth setting • Tool free rev. integrated belt hook • Tool free jam

**MODEL H3582 ONLY \$199<sup>95</sup>****HEAVY-DUTY 18 GA 2" BRAD NAILER KIT D51238K**

- Nail length cap. 3/4" - 2"
- Straight magazine angle • Mag cap. 110 nails • Side load • 70-120 psi • 4 position indexed depth setting • Tool free rev. integrated belt hook • Tool free jam

**MODEL H3583 ONLY \$144<sup>95</sup>****HD RECIPROCATING SAW DW309K**

- 6.5 Amps • 1 1/4" stroke
- 0-2,400 spm (G6694)
- 10 Amps • 1 1/4" stroke
- 0-2,900 spm (H1488)
- Variable speed • 100% ball & roller bearings
- Includes metal & wood cutting blades, wrench holder, Allen® wrench and kit box • Weighs 6.5 lbs.

**MODEL H1488 ONLY \$159<sup>95</sup>****3 1/4" HD PLANER DW680K**

- 3/32" maximum cut in one pass
- Ergonomically designed two finger trigger • Heavy-duty 5.2 Amp motor for a consistent and quality finish • 15,000 RPM for a smooth, high-quality cut

**MODEL H1485 ONLY \$159<sup>95</sup>****2 H.P. PLUNGE ROUTER DW621**

- 10 Amps
- 8000-24000 variable speed
- Integral dust extraction
- Soft start, electronic feedback maintains constant speed under load
- Micro-fine depth adjuster
- Weighs 9 lbs.

**MODEL G5471 ONLY \$199<sup>95</sup>****HEAVY-DUTY 31" CLIPPED HEAD FRAMING NAILER D51823**

- 7.5 lb. magnesium housing and magazine • 12 1/4" height allows for toe-nailing
- Unique engine design generates power to bury nails in with minimal recoil • Tool-free adjustable depth
- Reversible, integrated rafter hook • Titanium exhausted cap protects tool from impacts to the cap • Quick release jam clearing
- Dry fire lock • 2 to 3 1/2" nail length cap. • .113" to .131" Nail dia. range • Weighs 8.125 lbs

**MODEL H3579 ONLY \$329<sup>95</sup>****HEAVY-DUTY 20" FULL ROUND HEAD FRAMING NAILER D51845**

- 7.5 lb. magnesium housing and magazine • 12 1/4" height allows for toe-nailing
- Unique engine design generates power to bury nails in with minimal recoil • Tool-free adjustable depth • Reversible, integrated rafter hook • Titanium exhausted cap protects tool from impacts to the cap • Quick release jam clearing • Dry fire lock • 2 to 3 1/2" nail length cap. • .113" to .131" Nail dia. range • Weighs 8.125 lbs

**MODEL H3580 ONLY \$329<sup>95</sup>****VS JIGSAW KIT DW321K**

- 5.8 Amps • 100-3100 strokes per minute • 1" blade stroke • Dust blower • 4 position orbital action • Includes assorted blades • Weighs 5.3 lbs.

**MODEL G5472 ONLY \$169<sup>95</sup>****5" RANDOM ORBITAL SANDERS DW421K/DW423K**

- Electronic variable speed • 7,000 12,000 OPM • 2.0 Amps • 5" hook and loop sanding surface • Vibration-dampening dual plane fan • Weighs 3.2 lbs.

**MODEL H1486 ONLY \$74<sup>95</sup>  
MODEL H1487 V/S ONLY \$89<sup>95</sup>****3 H.P. HEAVY-DUTY PLUNGE ROUTER DW625 EVS**

- Includes two collets — 1/4" and 1/2" • 100% ball bearings
- Micro-fine depth adjustment • Spindle lock button • Electronic variable speed 8,000-22,000 RPM
- 15.0 Amps • Weighs 11.25 lbs.

**MODEL G3497 ONLY \$259<sup>95</sup>**

CALL 24 HOURS A DAY FROM ANYWHERE IN THE U.S.A. 1-800-523-4777

WE WILL MATCH ANY CURRENT ADVERTISED PRICE!

**PORTER-CABLE****BRAD NAILER  
AND COMPRESSOR  
COMBO KIT CFBN125A**


• Standard Equipment: 18 Ga. Nailer, 2 H.P., 6 Gallon pancake compressor, 25', 300 PSI air hose with ferrules on both ends, 1/4" male and female couplers, Teflon® pipe joint tape, 1000 brad nails, oil, wrenches and operating manuals

**MODEL H3609 ONLY \$239<sup>95</sup>****15GA 2 1/2" ANGLE NAILER  
KIT DA250A**

• Uses 15 Ga angle finish nails from 1 1/4" to 2 1/2" • Tool weighs 6 lbs. • Includes carrying case, 1000 nails, oil and Allen® wrenches

**MODEL H3728 ONLY \$199<sup>95</sup>****18GA 1 1/4" BRAD NAILER  
KIT BN125A**

• Uses standard 18 Ga brads from 3/4" to 1 1/4" • Tool weighs 2 1/2 lbs. • Includes carrying case, 1000 brads, oil and Allen® wrenches

**MODEL H3731 ONLY \$84<sup>95</sup>****DELUXE LAMINATE  
TRIM KIT 97310**


• Includes motor, standard trimmer base, offset trimmer base, tilt trimmer base, solid carbide bit, edge guide, two wrenches, and heavy-duty steel carrying case.

**MODEL H3726 ONLY \$224<sup>95</sup>****FINISH NAILER  
COMBO KIT CFFN250A**

• Includes 16 Ga Finish Nailer, 2 H.P. 15 Amp 6 Gal. Pancake compressor, 25', 300 psi air hose with ferrules, 1/4" male and female quick couplers, pipe joint tape, 1000 finish nails, oil wrenches and carrying case

**MODEL H3727 ONLY \$319<sup>95</sup>****16GA 2 1/2" FINISH NAILER  
KIT FN250A**

• Uses 16 Ga angle finish nails from 3/4" to 2 1/2" • Tool weighs 4 1/4 lbs. • Includes carrying case, 1000 finish nails, oil and Allen® wrenches

**MODEL H3729 ONLY \$165<sup>95</sup>****10" SLIDE COMPOUND  
MITER SAW 3807**


• 15 Amp, 5,000 RPM motor • 6 positive stops • Weighs 57 lbs. • Includes 40T carbide-tipped blade, spindle lock, work clamp, dust bag and wrenches

**MODEL H3722 ONLY \$479<sup>95</sup>****LAMINATE TRIMMER  
7310**

• 5.6 Amps, AC/DC • 30,000 RPM • 1/4" collet • Spindle lock • Precision cast aluminum base • Includes collet wrench.

**MODEL H3720 ONLY \$104<sup>95</sup>****OFFSET LAMINATE  
TRIMMER  
7312**


• 5.6 Amps, AC/DC • 30,000 RPM • 1/4" collet • Spindle lock • Includes collet wrench and Allen® wrench.

**MODEL H3721 ONLY \$149<sup>95</sup>****18GA 2"  
CORDLESS BRAD  
NAILER KIT BN200V12**


• 12 volt, 2 Amp/hour battery • Uses 18 Ga brads from 3/4" to 2" • 1/4" male valve for use with auxiliary air supply • Includes charger, carrying case, 1000 brads, oil and Allen® wrenches • Weighs 7 lbs.

**MODEL H3724 ONLY \$249<sup>95</sup>****18GA 2" BRAD NAILER  
KIT BN200A**

• Uses 18 Ga angle finish nails from 3/4" to 2" • Tool weighs 2 1/4 lbs. • Includes carrying case, 1000 brads, oil and Allen® wrenches

**MODEL H3730 ONLY \$109<sup>95</sup>****POCKET CUTTER 552**

• 13 Amps • Capacity: 1/2" through 1 1/16" thick • Cuts 3/4" pocket, drills 3/4" pilot hole • Pocket hole and pilot can be done in less than two seconds • Low screw angle produces very little shifting force • Kit includes: 3/4" pocket cutting bit, 3/4" pilot hole bit, square-drive screwdriver bit and collet wrenches.

**MODEL G6186 ONLY \$699<sup>95</sup>****ACCESSORIES:****G6754 3/4" Pilot Hole Bit ONLY \$15.95****19.2V CORDLESS QUAD  
PACK 9887QP**

• Tiger Saw 1/2" keyless chuck Hammer Drill, 6" SawBoss® Circular Saw and pivoting head Flashlight • Includes two 19.2V, 2 amp/hour batteries for more power and longer run time • Tiger Saw has keyless blade change. V/S 0-2,900 SPM • Hammer Drill 390 in/lbs of maximum torque, 20-position clutch (0-500 & 0-1,500 RPM) (0-19,500 BPM)


**MODEL H1355 ONLY \$599<sup>95</sup>**

WE WILL MATCH ANY CURRENT ADVERTISED PRICE!

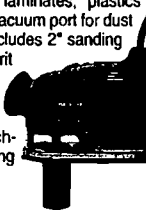
PORTER-CABLE

**19.2V CORDLESS ROUTER 9290**

- 2 Amp/hour battery
- 600 watt, 23,000 RPM motor handles most 1 1/2 H.P. router jobs
- Includes 1/4" collet, collet wrench, charger and carrying case

**MODEL H3723 ONLY \$264<sup>95</sup>****121 VS OSCILLATING SPINDLE SANDER 121**

- Accommodates drum and paper sizes from 1/2" to 2" in dia.
- Variable speed (2,400-3,600 RPM and 38-60 oscillations per minute)
- For use on hard and soft woods, soled surfaces, laminates, plastics and marble
- 1" vacuum port for dust free sanding
- Includes 2" sanding drum, 150 grit sanding sleeve, adjustable edge guide assembly, vacuum attachment and operating manual.

**MODEL H1348 ONLY \$249<sup>95</sup>****ACCESSORIES:**

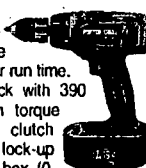
- Router Table Adapter  
H1349 ONLY \$19.95
- Quick Drums  
H1350 ONLY \$29.95

**VS R/O SANDER KITS 97355/97366**

- Includes Model 97366 or 97355 sander, hook & loop pad, dust collection hose, hose adapter, 120 grit abrasive sheet, heavy-duty steel carrying case and operating manual.

**5" MODEL G6190 ONLY \$149<sup>95</sup>****6" MODEL G6191 ONLY \$159<sup>95</sup>****19.2V CORDLESS DRILL/DRIVER KIT 9884**

- 19.2 volt, 2 amp/hour batteries for more power and longer run time.
- 1/2" keyless chuck with 390 in./lbs maximum torque
- 20 position clutch including solid lock-up
- 2-speed gear box (0-500 & 0-1,500 RPM)
- Includes two high-capacity battery packs, advanced diagnostic charger, carrying case, double-ended bit tip and operating manual.

**MODEL G9118 ONLY \$269<sup>95</sup>****SPEEDMATIC 3 1/4 H.P. PLUNGE ROUTER 7538**

- 15 Amps, AC only
- 21,000 RPM • 1/2" collet • 3" plunge range with 6 position stop turret
- Includes 1/2" collet and collet wrenches

**MODEL H3725 ONLY \$319<sup>95</sup>****5" RANDOM ORBIT SANDER 333/333VS/334**

- For 5", 5-hole hook & loop abrasives • 1/2" orbit • 12,000 OPM
- SANDTRAP™ dust collection canister • Swirl-free sanding action
- Includes 150G disc and operating manual.
- VS - 5,000-12,000 OPM.

**H & L MODEL G4187 ONLY \$74<sup>95</sup>****VS MODEL H1346 ONLY \$94<sup>95</sup>****PSA MODEL H1347 ONLY \$74<sup>95</sup>****QUICK-CHANGE™ JIGSAW KIT 9543**

- Powerful 6 amp motor powers through even the hardest materials
- Tilting base includes indent for accurate 15°, 30° and 45° positioning left and right
- Quick-change™ blade clamp lets you change blades in seconds - no tools required
- Includes blade, non-marring base insert for delicate surfaces, anti-splinter base insert, heavy-duty carrying case and operating manual.

**MODEL H1353 ONLY \$164<sup>95</sup>****14.4V CORDLESS DRILL/DRIVER KIT 9876/9878**


- 14.4V, 2 amp/hour batteries for more power and longer run time • 360 in./lbs maximum torque • 20 position clutch including solid lock-up • 2-speed gear box (0-475 & 0-1,450 RPM)
- Includes two high-capacity power packs, diagnostic charger, double-ended bit tip and operating manual.

**3/4" MODEL H1356 ONLY \$169<sup>95</sup>****1/2" MODEL H1357 ONLY \$189<sup>95</sup>****3 1/4 HP SPEEDMATIC ROUTER 7518**


- 15-amp, five-speed maintains constant speed under load and features an auto-release collet system that ends "frozen" bits!

**MODEL G6188 ONLY \$349<sup>95</sup>****1 1/2 HP ROUTER WITH PLUNGE BASE KIT 693PK**

- Two routers, one motor, in one kit. Kit includes #690 1 1/2 HP router with 10 Amps, 23,000 RPM, 1/4" & 1/2" collets and standard base along with plunge base, wrenches and case.

**MODEL G6187 ONLY \$209<sup>95</sup>****2 HP VARIABLE SPEED PLUNGE ROUTER 7529**

- Soft start and soft brake • 12 Amp motor • Soft grip handles • Unique micro-height adjuster works in standard and under-table applications
- Precision step routing turret
- On board dust collection • 10,000-23,000 RPM.

**MODEL G9119 ONLY \$249<sup>95</sup>****18 GAUGE SHEARS 6602**

- Cut sheet metal with just the squeeze of a trigger switch.



- Features include:
- 5.5 Amp motor • 0 - 2,500 Strokes per minute • Capacities: 18 Ga. steel, 20 Ga. stainless steel • 360° rotating head • 1/2" cut with no bending or burring • Minimum cutting radius 7" • Weighs 4.25 lbs.

**MODEL G5525 ONLY \$169<sup>95</sup>****6" V/S RANDOM ORBIT POLISHER 7424**

- 3.7 amp, AC only
- Electronic variable speed 2,500-6,000 OPM
- Includes polishing pad, wrench and operating manual.

**MODEL H1358 ONLY \$119<sup>95</sup>****ACCESSORIES:**

- Replacement Polishing Pad  
H1359 ONLY \$12.95

**7 1/4" CIRCULAR SAW KIT 347K/743K**


- 15 amp, AC/DC, 5,800 RPM
- Adjustable stops at 90° and 45°
- Includes 18T carbide tipped blade, dust nozzle and carrying case • Weighs 10.25 lbs.

**Blade-FI MODEL H1351 ONLY \$124<sup>95</sup>****Blade-L MODEL H1352 ONLY \$124<sup>95</sup>****VS BELT SANDERS 360VS/362VS**


- 12 amp motor delivers 20% more power than previous models!
- Variable-speed is adjustable from 1000-1500 SFPM for optimum power

**3" x 24" MODEL G6183 ONLY \$229<sup>95</sup>****4" x 24" MODEL G6184 ONLY \$239<sup>95</sup>****PLATE JOINTER KIT 557**

- 7.5 amp, 120 VAC only, 10,000 RPM
- Fence tilts from 0°-135° • Includes both 2" and 4" diameter blades • 1" O.D. dust port accepts standard bag or can be connected to a vacuum
- Includes 2" blade, 4" blade, centering plate, spanner wrench, dust bag and chip deflector.

**MODEL G9546 ONLY \$199<sup>95</sup>****PROFILE SANDING KIT 9444/9444VS**

- Unique variable in-line sanding motion sands at 2,100 to 6,000 SPM
- Standard pad accepts perforated H&L paper
- Includes 17 sanding profiles, dust wand and sandpaper.

**6000 SPM MODEL G5812 ONLY \$119<sup>95</sup>****Variable Speed MODEL G6523 ONLY \$129<sup>95</sup>**

- G5813 Dust PU Pad (H&L) \$6.95
- G5814 Offset Pad (Abrasive) \$6.95
- G5815 H&L Shts, 80 Gr, 5 pk \$2.95
- G5816 H&L Shts, 120 Gr, 5 pk \$2.95
- G5817 H&L Shts, 220 Gr, 5 pk \$4.95
- G5818 Adhesive Roll, 80 Gr \$4.95
- G5819 Adhesive Roll, 120 Gr \$4.95
- G5820 Adhesive Roll, 220 Gr \$4.95

CALL 24 HOURS A DAY FROM ANYWHERE IN THE U.S.A. 1-800-523-4777

145

**CAMPBELL  
HAUSFELD**

## CAMPBELL HV2050 FINISHING SYSTEM


### FEATURES:

- Includes multi-purpose case and accessory bonus kit: cleaning brush, wrench, viscosity stick, two strainer cones, extra needle/nozzle for light materials, extra canister with lid (for two color effects), spray shield (to reduce masking) and "How-To" video
- Unique lid design holds paint can, gun and canister • Metal air flow adjustment changes pattern size from 1/4" to 6" • Ideal system for serious interior and exterior painting projects
- Creates 5 decorative finishes: crackle, leather, confetti, fleck, stencil
- 50% less over-spray than non-HVLP spray guns



### SPECIFICATIONS:

PSI: 5  
CFM: 58  
Length: 21"  
Width: 14"  
Height: 18 1/4"  
Weight: 26 lbs



### SERIOUS-DUTY

**MODEL G8818**

**ONLY \$249<sup>95</sup>**

## HVLP AIR OPERATED SPRAY GUN

Turn your Campbell Hausfeld compressor into a high-efficiency HVLP paint system with this air-operated HVLP spray gun. Unbeatable for oil-based paints and stains, this low pressure sprayer minimizes wasteful over-spray. 2.2mm tip size.



HVLP Air Operated Spray Gun

<b>MODEL G5397</b>	<b>ONLY \$159<sup>95</sup></b>
Replacement Canister	
<b>MODEL G5442</b>	<b>ONLY \$29<sup>95</sup></b>
Cleaning Kit	
<b>MODEL H4193</b>	<b>ONLY \$7<sup>95</sup></b>

## COMMERCIAL SPRAY GUN

Manufactured to commercial quality standards, this finish spray gun provides excellent results when spraying enamels, lacquers, stains and acrylic paints. Fully adjustable pressure and paint flow controls. 1.8mm tip size.



Commercial Spray Gun

<b>MODEL G5398</b>	<b>ONLY \$119<sup>95</sup></b>
Replacement Canister	
<b>MODEL G5442</b>	<b>ONLY \$29<sup>95</sup></b>
Cleaning Kit	
<b>MODEL H4193</b>	<b>ONLY \$7<sup>95</sup></b>


GRIZC-04367

## 3-STAGE HVLP PROFESSIONAL FINISHING SYSTEM HV3000

Add the power of a 3-stage turbine to the economical HVLP system from Campbell Hausfeld and you have an unsurpassed professional HVLP finishing system. The 3-stage turbine increases paint transfer to 65 CFM and output pressure to 6 PSI.

### 3-STAGE

- 3-stage turbine
- 65 CFM, 6 PSI output
- Spray gun
- 25' of hose
- Hose rack
- Storage compartment
- Includes thin and multi-purpose needle/nozzle kits, cleaning brush, wrench, viscosity stick and strainers



**MODEL G4585 3-STAGE ONLY \$399<sup>95</sup>**

Spray Gun

**MODEL G4590**

**ONLY \$69.95**

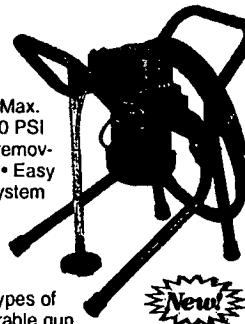
Filters — For G4584 & G4585

**MODEL G4589**

**ONLY \$12.95**

## 1/2 H.P. ADVANCED DIAPHRAGM TECHNOLOGY PAINT SPRAYER PS250K

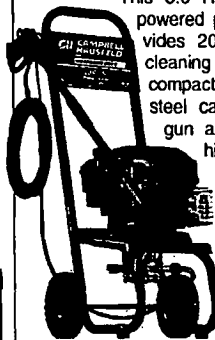
- Easy control panel • Spray or roll control
- Pump: 40 GPM, 1/2 H.P. Max. pressure: 3000 PSI
- Reversible, removable spray tip • Easy clean™ filter system
- Tip sizes: .011" to .015"
- Hose length: 25'
- Sprays all types of coatings • Durable gun
- Enclosed motor • Sturdy stand



**MODEL H4191 ONLY \$299<sup>95</sup>**

## 2000 PSI WASHER PW2050

This 6.0 HP Briggs & Stratton-powered pressure washer provides 2000 PSI of effective cleaning action. Complete with compact, rust-resistant vertical steel cart, professional style gun and lance with 25' of high-pressure hose and detergent suction hose. This high-quality unit produces an impressive 2.0 GPM. Weighs 65 lbs.



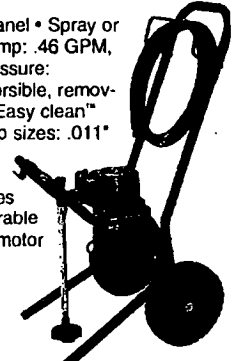
**2 YEAR WARRANTY!**

**MODEL G6255 ONLY \$299<sup>95</sup>**

Call 1-800-543-6400 for Warranty Service

## 3/4 H.P. ADVANCED DIAPHRAGM TECHNOLOGY PAINT SPRAYER PS260M

- Easy control panel • Spray or roll control • Pump: 46 GPM, 3/4 H.P. Max. pressure: 3000 PSI • Reversible, removable spray tip • Easy clean™ filter system • Tip sizes: .011" to .017" • Hose length: 25'
- Sprays all types of coatings • Durable gun • Enclosed motor
- Sturdy stand




**MODEL H4192 ONLY \$399<sup>95</sup>**

## 1300 PSI PRESSURE WASHER PW1380

For patios, walkways, small surfaces and vehicles.

- 1.2 gallon detergent tank • Rotary turbo nozzle • Variable fan nozzle
- Easy-grip gun
- 35' cord with GFCI • 1.8 GPM
- Instant start-stop system extends pump and motor life



**MODEL H4194 ONLY \$169<sup>95</sup>**

GRIZC-04368

## HEAVY-DUTY ELECTRIC MOTORS

Made to demanding specifications, these motors feature the same quality as the motors we install in our heavy-duty machines. All our motors are standard NEMA 56 frames and fit over 90% of the woodworking machinery on the market. If you have applications where dust, oil, chips or other foreign particles are the norm rather than the exception, you should use the Totally Enclosed Fan Cooled Motors (ENCLOSED).

**FULL 1 YEAR WARRANTY  
FROM GRIZZLY!**

By popular demand, we have added the Open Drip Proof Motors (OPEN). These high quality motors are excellent replacement motors for use in relatively clean environments. Ideal for drill presses, fans and bench machinery, all motors are dual voltage (110/220V) capacitor start. They feature standard NEMA 56 frames, all ball bearing construction, reversible rotation, 3/8" shafts, and are rated for continuous duty.



MODEL	TYPE	SIZE	R.P.M.	AMPS at 110V / 220V	PRICE
G2527	Enclosed	1/2 H.P.	1725	6.1 / 3.1	ONLY \$59.95
G2528	Enclosed	1/2 H.P.	1725	8.8 / 4.4	ONLY \$79.95
G2530	Enclosed	3/4 H.P.	1725	13 / 6.5	ONLY \$89.95
G2531	Enclosed	3/4 H.P.	3450	10 / 5	ONLY \$89.95
G2532	Enclosed	1 H.P.	1725	15.4 / 7.7	ONLY \$99.95
G2533	Enclosed	1 H.P.	3450	14 / 7	ONLY \$99.95
G2534	Enclosed	1 1/2 H.P.	1725	20 / 10	ONLY \$149.95
G2535	Enclosed	1 1/2 H.P.	3450	20 / 10	ONLY \$149.95
G2536	Enclosed	2 H.P.	3450	26 / 13	ONLY \$199.95

MODEL	TYPE	SIZE	R.P.M.	AMPS at 110V / 220V	PRICE
G2901	Open	1/2 H.P.	1725	8.8 / 4.4	ONLY \$69.95
G2902	Open	1/2 H.P.	3450	8.8 / 4.4	ONLY \$69.95
G2903	Open	3/4 H.P.	1725	10 / 5	ONLY \$79.95
G2904	Open	3/4 H.P.	3450	10 / 5	ONLY \$79.95
G2905	Open	1 H.P.	1725	15.4 / 7.7	ONLY \$99.95
G2907	Open	1 1/2 H.P.	1725	20 / 10	ONLY \$149.95
G2908	Open	1 1/2 H.P.	3450	20 / 10	ONLY \$149.95
G2909	Open	2 H.P.	3450	26 / 13	ONLY \$199.95

### SWITCHES

Our G8988 "paddle" type switch is a direct replacement for our machines and many others. With its removable safety "key" and large, easy to hit paddle, it is one of the safest switches you can have in your shop. If space is a problem, the G8989 keyed safety switch has all the features as the G8988, except it does not have the large "paddle". The G8992 "snap-in" magnetic safety switch with sealed buttons and "spade" type terminals is the perfect replacement or upgrade switch. The G8991 is the same as the G8992, but includes a mounting faceplate. The G8990 is similar to the G8992, but has a higher amperage capacity.

G8988



G8989




#### MOUNTING SIZES


MODEL G8988	7/8" x 1 1/2"
MODEL G8989	7/8" x 1 1/2"
MODEL G8990	7/8" x 1 1/4"
MODEL G8991	1 1/4" x 1 1/4"
MODEL G8992	1 1/4" x 1 1/4"



G8990



G8991



G8992

**GRIZZLY SAFETY PADDLE SWITCH**  
MODEL G8988 110/220V, 10 Amps \$3<sup>95</sup>

**TOGGLE SAFETY SWITCH**  
MODEL G8989 110/220V, 10 Amps \$3<sup>25</sup>

**MAGNETIC ON-OFF SWITCH**  
MODEL G8990 110V, 10 Amps \$9<sup>95</sup>  
MODEL G8991 110V, 6 Amps \$8<sup>50</sup>  
MODEL G8992 110V, 6 Amps \$7<sup>95</sup>

### SINGLE & THREE PHASE MAGNETIC SWITCHES



Professional-grade magnetic switches protect against thermal overload and automatically shut down if power is interrupted, so equipment won't start when circuits are turned back on.

#### SINGLE PHASE - 110V ONLY

MODEL G8290 1 H.P., 12.5 Amps	\$39 <sup>95</sup>
MODEL G8291 2 H.P., 23-32 Amps	\$49 <sup>95</sup>
MODEL G8292 3 H.P., 32-42 Amps	\$59 <sup>95</sup>

#### SINGLE PHASE - 220V ONLY

MODEL G4571 1 H.P., 5-8 Amps	\$39 <sup>95</sup>
MODEL G4572 2 H.P., 8.5-12 Amps	\$49 <sup>95</sup>
MODEL G4573 3 H.P., 17-24 Amps	\$59 <sup>95</sup>
MODEL G4668 5 H.P., 23-32 Amps	\$69 <sup>95</sup>

#### THREE PHASE - 220V ONLY

MODEL G4671 1 H.P., 2.7-4.4 Amps	\$39 <sup>95</sup>
MODEL G4672 2 H.P., 5-8 Amps	\$49 <sup>95</sup>
MODEL G4673 3 H.P., 8-14 Amps	\$59 <sup>95</sup>
MODEL G4674 5 H.P., 12-18 Amps	\$69 <sup>95</sup>

#### THREE PHASE - 440V ONLY

MODEL G8293 3 H.P., 2.5-5 Amps	\$59 <sup>95</sup>
MODEL G8294 5 H.P., 5.5-8.5 Amps	\$69 <sup>95</sup>
MODEL G8295 7 1/2 H.P., 8.5-12.5 Amps	\$69 <sup>95</sup>
MODEL G8296 10 H.P., 12.5-18 Amps	\$79 <sup>95</sup>

**CALL 24 HOURS A DAY FROM ANYWHERE IN THE U.S.A. 1-800-523-4777**

147

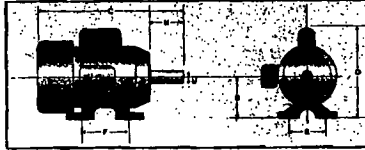


## ELECTRIC MOTORS


We have custom motors built to our specifications and sized to fit many of our machines. These electric motors will hundreds of other machines as well. Just match the chart dimensions to your application.

These are top of the line electric motors at extremely competitive prices. We guarantee your satisfaction - recommended by our motor rewind shop.

All motors are single phase, NEMA 56 frames, except G5000 which is a NEMA 48 frame. For more information, refer to the chart or contact our service technicians.



1 YEAR  
WARRANTY!



ISO 9000 Factory

## SINGLE-PHASE MOTORS

MODEL	TYPE	HP	VOLTS	RPM	U	N	KEY	G	O	D	F	E	PRICE
G5000	ODP	1/4	110V/220V	1725	3/4"	1.56"	3/4"	10.07"	5.81"	3.00"	2.75"	4.24"	\$99.95
G5001	TEFC	1/4	110V/220V	1725	3/4"	1.94"	3/4"	11.50"	8.62"	3.50"	3.00"	4.88"	\$109.95
G5002	TEFC	1/4	110V/220V	3450	3/4"	1.94"	3/4"	11.31"	9.43"	3.50"	3.00"	4.88"	\$109.95
G5003	ODP	3/4	110V	1725	3/4"	1.94"	3/4"	10.50"	8.00"	3.50"	3.00"	4.88"	\$129.95
G5004	TEFC	3/4	110V/220V	1725	3/4"	1.94"	3/4"	10.50"	8.62"	3.50"	3.00"	4.88"	\$139.95
G5005	TEFC	3/4	110V/220V	3450	3/4"	1.94"	3/4"	11.31"	9.43"	3.50"	3.00"	4.88"	\$129.95
G5006	TEFC	1	110V/220V	1725	3/4"	1.94"	3/4"	11.75"	9.87"	3.50"	3.00"	4.88"	\$159.95
G5007	TEFC	1	110V/220V	3450	3/4"	1.94"	3/4"	11.31"	9.43"	3.50"	3.00"	4.88"	\$159.95
G5008	TEFC	1 1/2	110V/220V	1725	3/4"	1.94"	3/4"	13.31"	11.43"	3.50"	3.00"	4.88"	\$189.95
G5009	TEFC	1 1/2	110V/220V	3450	3/4"	1.94"	3/4"	12.17"	8.31"	3.50"	3.00"	4.88"	\$149.95*
G5010	TEFC	2	110V/220V	1725	3/4"	2.0"	3/4"	13.37"	11.49"	3.50"	5.00"	4.88"	\$219.95
G5936	TEFC	2	220V	1725	22mm	2.50"	7mm	13.37"	11.49"	3.50"	5.00"	4.88"	\$249.95
G5011	TEFC	2	110V/220V	3450	22mm	1.3"	7mm	15.68"	13.43"	3.50"	5.00"	4.88"	\$269.95*
G4192	TEFC	2	110V/220V	3450	3/4"	1.94"	5mm	12.17"	8.31"	3.50"	5.00"	4.88"	\$199.95
G5012	TEFC	3	220V	3450	3/4"	2.35"	5mm	13.63"	11.25"	TABLE SAW FRAME			\$249.95
G5013	TEFC	3	220V	3450	3/4"	1.6"	5mm	13.27"	8.31"	3.50"	5.00"	4.88"	\$325.95
G5014	TEFC	5	220V	3450	3/4"	2.35"	5mm	15.63"	11.25"	TABLE SAW FRAME			\$349.95
G5015	TEFC	5	220V	3450	3/4"	1.6"	5mm	15.27"	8.31"	3.50"	5.00"	4.88"	\$369.95

\* Special Buy

## ROTARY PHASE CONVERTERS

Add 3-phase multi-motor capability to your single-phase electrical supply! Operate single or multiple motors, transformers, and resistance loads at 100% power and 95% efficiency while saving big dollars at cheaply-metered, single-phase electrical rates. Complete step-by-step instructions are furnished along with complete wire and fusing requirements for various motor loads. Each model operates up to twice its nameplate rating in a mixed-motor load. On heavily loaded or hard-start applications, such as high-speed geared-head lathes and air conditioning compressors, the nameplate rating of the converter you choose should be 2 to 3 times the HP of the most heavily loaded motor. For application assistance, please call our technical support group at (570) 546-9663.

### FEATURES:

- Cool and quiet operation
- Operates 3-phase motors at full power
- 95% electrical efficiency
- Drip-proof cast iron casing
- Single or multiple loads
- Identical input/output voltages
- Choose from 5, 10, 15, 20, 30 or 40 HP models
- "Stackable" for higher HP requirements

**15, 20, 30 & 40 H.P. MODELS  
ARE "STACKABLE"  
FOR HIGHER HP REQUIREMENTS!**

MODEL	NAME PLATE	STARTING CAPACITY	WEIGHT	PRICE
G5844	5 HP	4 HP	116 lbs.	\$699.95 *
G5845	10 HP	8 HP	180 lbs.	\$1250.00 *
G7978	15 HP	12 HP	300 lbs.	\$1599.95 **
G7979	20 HP	17 HP	385 lbs.	\$1899.95 **
H3741	30 HP	25 HP	465 lbs.	\$2499.95 **
H3742	40 HP	35 HP	590 lbs.	\$3099.95 ***


\* SHIP ANYWHERE WITHIN 48 STATES FOR \$55

\*\* SHIP ANYWHERE WITHIN 48 STATES FOR \$75

\*\*\* SHIP ANYWHERE WITHIN 48 STATES FOR \$125

## PHASE CONVERTERS

Patented solid-state starting relays ensure that these Autogen Static Phase converters will provide you moderately-loaded 3-phase motor with just the right energy at the right time to operate flawlessly on single-phase power. Autogen Static Phase Converters offer instant reversing and full-time 3-wire power on motors operated at 70% continuous HP or 90% intermittent (< 15 min.) duty. Simple installation requires 30 minutes or less. Includes complete, easy-to-read instructions. For heavily-loaded applications see Rotary Phase Converters to the left.



### FEATURES:

- Heavy-duty starting circuit
- Instant motor reversing
- Full-time 3-wire power
- Solid state circuitry
- Compact and convenient
- Operates on 200-250 volts AC
- 50-60 Hz operation
- Step-by-step instructions

**2-YEAR  
WARRANTY!**

MODEL	TYPE	WEIGHT	PRICE
G5840	1/2 - 1 1/2 HP	4 lbs.	\$149.95
G5841	1 - 4 HP	4 lbs.	\$169.95
G5842	2 - 5 HP	5 lbs.	\$184.95
G5843	3 - 7 HP	6 lbs.	\$199.95
H3473	6 - 10 HP	8 lbs.	\$229.95

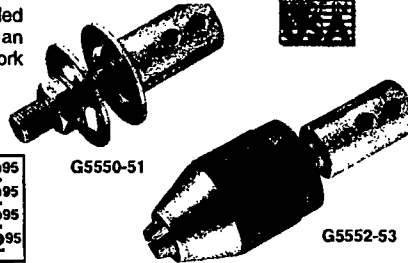


GRIZC-04370

**MOTOR ARBORS**

These high quality, right-hand threaded arbors attach to your electric motor for an instant, direct drive polishing/grinding work station.

MODEL G5550	1/2" Arbor - 1/2" RH	\$2 <sup>95</sup>
MODEL G5551	3/4" Arbor - 1/2" RH	\$2 <sup>95</sup>
MODEL G5552	1/2" Arbor - 1/2" Chuck	\$12 <sup>95</sup>
MODEL G5553	3/4" Arbor - 1/2" Chuck	\$12 <sup>95</sup>



G5550-51

G5552-53


**SINGLE V-GROOVE PULLEYS**

Machined to exact tolerances and balanced to reduce vibration, these solid cast iron pulleys will make any power transfer system run smoother and quieter.

- Solid Cast Iron
- Keyway & Setscrew
- For 3L - 4L - A Belts
- Static Balanced

**DOUBLE V-GROOVE PULLEYS**

Just like our single V-groove pulleys, these solid cast iron double V-groove pulleys are machined and statically balanced to provide the smoothest power transmission possible. For A belts.




MODEL	PITCH DIA.	BORE	STANDARD KEYWAY W x D	PRICE
G5421	2"	1/2"	—	\$5.95
G5422	2"	3/4"	3/16" x 1/32"	\$5.95
G5423	2"	1"	3/16" x 1/32"	\$5.95
G5424	3"	1/2"	—	\$6.95
G5425	3"	3/4"	3/16" x 1/32"	\$6.95
G5426	3"	1"	3/16" x 1/32"	\$6.95
G5427	3"	1 1/4"	3/16" x 1/32"	\$6.95
G5428	4"	1/2"	—	\$7.95
G5429	4"	3/4"	3/16" x 1/32"	\$7.95
G5430	4"	1"	3/16" x 1/32"	\$7.95
G5431	4"	1 1/4"	3/16" x 1/32"	\$7.95
G5432	5"	1/2"	—	\$9.95
G5433	5"	3/4"	3/16" x 1/32"	\$9.95
G5434	5"	1"	3/16" x 1/32"	\$9.95
G5435	5"	1 1/4"	3/16" x 1/32"	\$9.95
G5436	6"	1/2"	—	\$11.95
G5437	6"	3/4"	3/16" x 1/32"	\$11.95
G5438	6"	1"	3/16" x 1/32"	\$11.95
G5439	6"	1 1/4"	3/16" x 1/32"	\$11.95

MODEL	PITCH DIA.	BORE	STANDARD KEYWAY W x D	PRICE
G6262	2"	1/2"	—	\$9.95
G6263	2"	3/4"	3/16" x 1/32"	\$9.95
G6264	2"	1"	3/16" x 1/32"	\$9.95
G6265	3"	1/2"	—	\$11.95
G6266	3"	3/4"	3/16" x 1/32"	\$11.95
G6267	3"	1"	3/16" x 1/32"	\$11.95
G6268	3"	1 1/4"	3/16" x 1/32"	\$11.95
G6269	4"	1/2"	3/16" x 1/32"	\$15.95
G6270	4"	3/4"	3/16" x 1/32"	\$15.95
G6271	4"	1"	3/16" x 1/32"	\$15.95
G6272	5"	1/2"	3/16" x 1/32"	\$17.95
G6273	5"	3/4"	3/16" x 1/32"	\$17.95
G6274	5"	1"	3/16" x 1/32"	\$17.95
G6275	5"	1 1/4"	3/16" x 1/32"	\$17.95
G6276	6"	1/2"	3/16" x 1/32"	\$19.95
G6277	6"	1"	3/16" x 1/32"	\$19.95
G6278	7"	1 1/4"	3/16" x 1/32"	\$24.95
G6279	8"	1 1/2"	3/16" x 1/32"	\$29.95
G6280	8"	2"	3/16" x 1/32"	\$29.95

**POWER TWIST® V-BELTS**

Perfect for lathes, table saws, bandsaws and other woodworking tools. Smooth running with less vibration than solid belts. Power Twist® V-belts can be customized in minutes to any size - just add or remove sections to fit your needs. Carry a Power Twist® V-belt in your vehicle for a fix-anywhere solution to broken fan belts.


MODEL G3639	3/8" x 4'	ONLY \$19 <sup>95</sup>
MODEL G3640	1/2" x 4'	ONLY \$19 <sup>95</sup>
MODEL G8127	5/8" x 4'	ONLY \$19 <sup>95</sup>



POWER TWIST® V-BELT SHOWN WITHOUT GUARD

**TRIPLE V-GROOVE PULLEY**

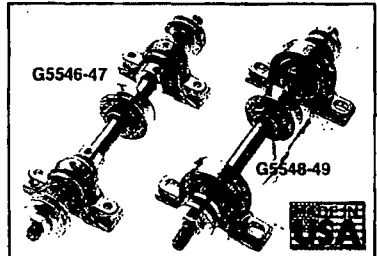
These replacement triple V-groove pulleys are solid steel, machined and balanced for smooth power to your G1023 type table saw. 7/8" bore.



MODEL G5520	3 1/2" Dia.	ONLY \$19 <sup>95</sup>
MODEL G5523	3" Dia.	ONLY \$17 <sup>95</sup>

**BENCH MANDRELS**

Attach one of these mandrels to your electric motor with V-belt for a low cost grinding/polishing workstation. Accepts wheels up to 1" wide. Choose from 1/2" and 3/4" mandrels in bronze bearing or pre-lubricated ball bearing models. Add an optional drill chuck for greater versatility.



G5546-47

G5548-49

1/2" Mandrel w/ Bronze Bearings	
MODEL G5546	ONLY \$15 <sup>95</sup>
3/4" Mandrel w/ Bronze Bearings	
MODEL G5547	ONLY \$17 <sup>95</sup>
1/2" Mandrel w/ Ball Bearings	
MODEL G5548	ONLY \$29 <sup>95</sup>
3/4" Mandrel w/ Ball Bearings	
MODEL G5549	ONLY \$34 <sup>95</sup>
1/2" - 20 Keyless Chuck 1/4"	
MODEL G5554	ONLY \$7 <sup>95</sup>
1/2" - 20 Keyless Chuck 1/2"	
MODEL G5555	ONLY \$7 <sup>95</sup>

**BELT DRESSING**

Prevents squeaking and squealing without glazing. This 13 oz., ozone-friendly belt dressing prevents dry- and air-rot in canvas, leather, rubber, fan belts, V-belts and industrial belt drives.



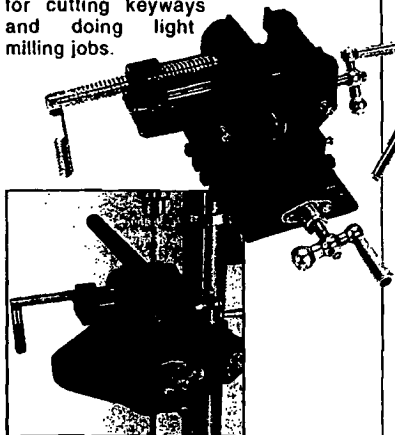
MODEL G4406	13 oz.	ONLY \$5 <sup>95</sup>
-------------	--------	------------------------

CALL 24 HOURS A DAY FROM ANYWHERE IN THE U.S.A. 1-800-523-4777

# ACCESSORIES

## CROSS-SLIDING VISE

This vise features an exclusive slide bar to prevent jaws from tilting up or sideways when tightening. Adjustable gibs take up any slack on both top and bottom slides. Use this vise on your drill press for cutting keyways and doing light milling jobs.




### SPECIFICATIONS:

- Overall height: 5 1/4"
- Large 4" capacity
- Base measures: 5" x 10 1/2"
- Jaw width: 4"
- Jaw opening: 3 1/4"
- Bottom slide travel: 4"
- Top slide travel: 4"
- Approximate weight: 25 lbs

MODEL G1064 ONLY \$39<sup>95</sup>

## PRISMATIC JAW



Optional prismatic jaw for holding different sizes of round stock vertically or horizontally. A MUST!

MODEL G1065 ONLY \$6<sup>50</sup>

## WISE ADAPTERS

Convert your cross sliding vise into a vise table. Precision engineered to easily replace the table on our drill presses. Model G1162 fits our older G1199, G1200, G4008 and G4009 drill presses with 47mm dia. posts.

Model G7959 fits our drill press Models G7943 and G7944.



MODEL G1162 4" ONLY \$17<sup>95</sup>  
MODEL G7959 6" ONLY \$17<sup>95</sup>

## DRILL PRESS VISES

If you use a drill press and value your fingers, you need one of these. Made from high-grade cast iron, these hefty horizontal vises offer support and stability, allowing you to keep your hands well away from fast moving bits and cutters.

5 SIZES TO CHOOSE FROM!



MODEL G5749	2 1/2"	ONLY \$8 <sup>95</sup>
MODEL G5750	3"	ONLY \$9 <sup>95</sup>
MODEL G5751	4"	ONLY \$11 <sup>95</sup>
MODEL G5752	5"	ONLY \$17 <sup>95</sup>
MODEL G5753	6"	ONLY \$22 <sup>50</sup>

## IMPROVED DRILL PRESS VISES

These Improved Drill Press Vises feature a quick turning knurled handle for efficient production work. Fine fit and finish and wide bolt slots make this the ideal drill press vise for any application.

3 SIZES TO CHOOSE FROM!



GRIZC-04371

MODEL G5976	4"	ONLY \$13 <sup>95</sup>
MODEL G5977	5"	ONLY \$16 <sup>95</sup>
MODEL G5978	6"	ONLY \$19 <sup>95</sup>

## QUICK RELEASE DRILL PRESS VISES

These Quick Release Drill Press Vises are a joy to use. Simply slide the jaw against the workpiece, pull down the cam action lever and the workpiece is automatically secured. No more turning vise handles.




MODEL G5760 4" ONLY \$39<sup>95</sup>  
MODEL G5761 6" ONLY \$59<sup>95</sup>

## SHOP FOX

## DRILL PRESS VISES

These Drill Press Vises offer precision ground steel guide rods and Acme thread for smooth action. Ground steel jaw feature fixed jaw V-grooves for holding round stock. Wide base and long mounting bolt pattern make these dependable vises for any drill press.

New!




MODEL H0963	3"	ONLY \$11 <sup>95</sup>
MODEL H0964	4"	ONLY \$16 <sup>95</sup>
MODEL H0965	6"	ONLY \$23 <sup>95</sup>

## SHOP FOX

## CROSS SLIDING VISES

These fine-grained cast iron Cross Sliding Vises feature dovetailed ways with adjustable gibs, steel jaws and precision longitudinal travel and cross travel. Fixed jaw has a horizontal and vertical V-groove for holding round stock.

New!



THIS IS THE NICEST CROSS SLIDING VISE ON THE MARKET!

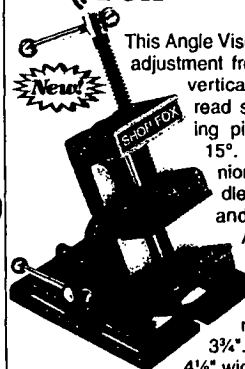
MODEL H0966	3"	ONLY \$42 <sup>95</sup>
MODEL H0967	4"	ONLY \$52 <sup>95</sup>

## SHOP FOX

## ANGLE VISE

This Angle Vise offers a full 90° adjustment from horizontal to vertical with easy-to-read scale and indexing pin set for every 15°. Dovetailed trunnions with lock handle ensure stability and precision-cut Acme threads and polished guide rod ensure accuracy. Capacity is 3 3/4". Jaws measure 4 1/4" wide.

New!



MODEL H2633 ONLY \$39<sup>95</sup>

## ASHOP® FOX QUICK RELEASE VISES

These vises feature a quick release that disengages the screw for easy adjustment. Simply throw the lever aside and the jaw in or out and finish by turning the handle clockwise for super holding control. Features heavy cast iron construction, polished guide rods, smooth action screw and sliding stop dog. G8850 has 7" jaws and 8" maximum opening. G8851 has 9" jaws and 10" maximum opening. Both include screws for mounting shop-made wood jaw faces.


MODEL G8850	7"	ONLY \$52 <sup>95</sup>
MODEL G8851	9"	ONLY \$64 <sup>95</sup>

## ASHOP® FOX

### WOOD VISES


Durable cast iron and chrome plated, cold rolled steel wood vises feature precision machined castings and perfectly aligned guide bars. 6" vise has 5 1/4" throat capacity, 6 1/2" vise has 7 1/4" throat capacity, 8" vise has 8" throat capacity and 10" vise has a 9" throat capacity.

G8966	6"	\$22.95
G8967	8"	\$36.95
H1047	10"	\$49.95
G8968	6 1/2" with adjustable dog	\$29.95



G8966 Shown

## Record® WOOD VISES

MODEL G8247 10 1/2" ONLY \$149<sup>95</sup>

Record's legendary quality is clearly demonstrated in this handsome wood-worker's vise. Features Record's often-copied quick release mechanism and a clamping "dog" that adds capacity and convenience when used with bench stops. Beefy castings are forged in Record's own foundry.

### PORTABLE CLAMPING WORKBENCH

24" x 9 1/2" work surface features 4 1/2" clamping capacity. Independently adjustable hand screws for irregular clamping. Includes four adjustable clamping dogs for securing flat work. Folds down for convenient storage. Includes wrench and instructions for easy assembly. Overall size: 31 1/4" tall x 24" wide x 25" deep. Weighs 17 lbs.

MODEL G8586 ONLY \$29<sup>95</sup>

## RUBBER JAW FACES

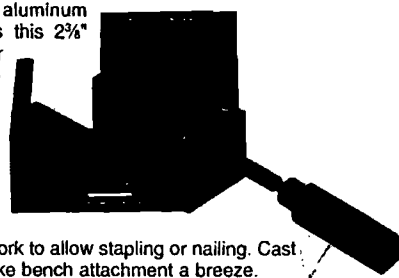
Rubber jaw faces protect your workpiece from marring without slipping. Features aluminum alloy frames with synthetic rubber faces and magnetic caps.



MODEL	SIZE	PRICE
G6130	3 1/2"	\$14.95
G6131	4 1/2"	\$15.45
G6132	5 1/2"	\$16.95

### 90° ALUMINUM CORNER CLAMP

Quick, one-handed operation and rugged cast aluminum construction makes this 2 1/2" capacity 90° miter clamp a sure winner. Dependable pivoting clamp head ensures that your corners will stay strong and secure. Open corners provide plenty of access to your work to allow stapling or nailing. Cast mounting holes make bench attachment a breeze.




MODEL G8101

ONLY \$12<sup>95</sup>

## Record®

### 18" BENCH SCREW

Make your own bench vise with this quality Record Bench Screw. Includes 18" Acme main screw, drop handle, cast iron nut and collar. Also handy for a variety of special clamps and presses.



MODEL G8248

ONLY \$44<sup>95</sup>

## Record®

### CARVER'S VISE

For all carving work requiring a firm base and complete adjustability for a variety of positions. Record's carver's vise clamps to any stable bench-top up to 4" thick and work is secured to the face plate with four screws. Best of all, the face plate can be raised, or positioned anywhere with full 360° rotation.




MODEL G8251

ONLY \$69<sup>95</sup>

# **VICES**

GRIZZ-04373

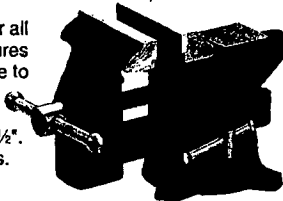
## **BENCH VISES WITH ANVILS**



MODEL	SIZE	WEIGHT	PRICE
G7057	3"	14 lbs	\$19.95
G7058	4"	26 lbs	\$29.95
G7059	5"	44 lbs	\$39.95
G7060	6"	66 lbs	\$49.95

## **3 1/2" BENCH VISE WITH SWIVEL BASE**

This 3 1/2" swivel vise is perfect for all medium-duty applications. Features a large acme screw located close to the jaws for maximum holding power, 0° - 90° swivel and anvil face. Maximum jaw opening is 3 1/2". Unbelievable price! Weighs 9 lbs.



MODEL G7061

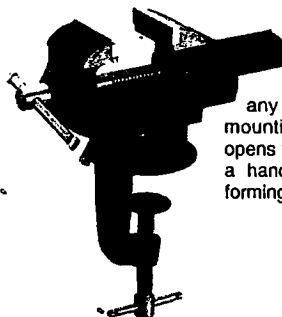
Reg. \$27<sup>95</sup>

President's Special

\$19<sup>95</sup>

## **CLAMP ON SQUARE 2 1/2" ANVIL VISE**


This Clamp On Vise is ideal for any temporary or permanent bench mounting application. Mounting clamp opens to a maximum 2 1/8" and features a handy anvil on top for light metal forming applications. Weighs 6 lbs.



MODEL G7063  
ONLY \$19<sup>95</sup>

## **MULTI-PURPOSE 5" BENCH VISE**

This Multi-Purpose Bench Vise does it all. Jaws rotate 360° for unlimited workpiece positioning and holds flat stock as well as round stock with the built-in pipe jaws. Base swivels for greater versatility and there's even an anvil face to top it all off. Weighs 50 lbs.



MODEL G7062 ONLY \$49<sup>95</sup>

## **QUICK-VISE**



**Record®**

This versatile vise features a quick-release locking mechanism, replaceable non-marring jaw pads and unique locking base system for maximum portability. "The Quick Grip of vises."

Additional Base

MODEL H3770 ONLY \$3<sup>95</sup>


MODEL H3769 ONLY \$26<sup>95</sup>

## **MULTI-PURPOSE VISE**



**Record®**

Great for hobbies, crafts, woodworking and electronics, this Multi-Purpose Vise has reversible jaws allowing the jaw capacity to double from 3 1/2" to 7". The 360° swivel base and integral 3/8" pipe jaws and anvil make this vise ideal for hundreds of applications. Jaw width measures 3 1/2".



MODEL H3775 ONLY \$39<sup>95</sup>

**GRIZZLY® ANVILS**

These classically-designed anvils have always had a special place in the shops of blacksmiths, farriers and ironworkers — yet they are quickly becoming a mainstay for any craftsman who demands a solid surface for fabricating architectural details, artwork and other custom metalwork. Perfect for flattening or forming a wide range of metals, these brawny cast iron anvils are carefully milled and polished to provide exceptionally smooth working surfaces. Each anvil includes a square hardy hole and built-in notches for secure bench attachment. These handsomely finished anvils are a welcome addition to any workshop.

**GRIZZLY® 55 lb. ANVIL**

This 55 lb. anvil measures 6" wide x 14½" long x 6½" high and has a 5½" horn and 4" x 8¾" face with 1" square hardy hole.

MODEL G8147 ONLY **\$39<sup>95</sup>**

**GRIZZLY® 200 lb. ANVIL**


This 200 lb. anvil measures 10" wide x 23½" long x 10" high and has a 9½" horn and 6¾" x 14" face with 1½" square hardy hole.

**\$55**  
ANYWHERE IN  
LOWER 48 STATES

MODEL G8149 ONLY **\$195<sup>00</sup>**

**GRIZZLY® BABY ANVIL**

Solidly cast 2-lb. anvil provides an excellent surface for flattening and shaping. Precision polished face measures 3¼" x 1¾". Anvil measures 5½"L x 2½"T x 2"W. Includes four pre-drilled holes for bench mounting.



MODEL G8070 ONLY **\$4<sup>95</sup>**

**GRIZZLY® 100 lb. ANVIL**

This 100 lb. anvil measures 8½" wide x 17½" long x 8½" high and has a 7½" horn and 5½" x 10" face with 1½" square hardy hole.

**\$55**  
ANYWHERE IN  
LOWER 48 STATES

MODEL G8148 ONLY **\$110<sup>00</sup>**

**GRIZZLY® 300 lb. ANVIL**


This massive 300 lb. anvil measures 11¾" wide x 26¾" long x 12½" high and has a 10½" horn and 7¾" x 15¾" face with 2" square hardy hole.

**\$75**  
ANYWHERE IN  
LOWER 48 STATES

MODEL G8150 ONLY **\$295<sup>00</sup>**

**ANVILS**

Flat faces and smooth horns make these anvils ideal for any metal forming application. At these prices, you can't afford to do without!



MODEL	TYPE	PRICE
G7064	11 lb. Anvil	\$14.95
G7065	24 lb. Anvil	\$19.95

**CALL 24 HOURS A DAY FROM ANYWHERE IN THE U.S.A. 1-800-523-4777**

TOOL BOXES

**"GRIZZLY GREEN" TOOL BOXES**


When we started selling our red tool boxes about three years ago, we were inundated with phone calls from customers asking us to bring on green tool boxes to match the Grizzly® green machines they had in their shops.

It took us a couple of years, but the tool boxes you see on these two pages are of superb quality consisting of heavy gauge steel, long lasting powder coated paint to match our machines exactly and ball bearing drawer slides that are simply "delicious". Even our small three drawer middle chest and the six and nine drawer top chests have ball bearing drawer slides, unheard of in these size chests. Pull one open and you feel the drawer glide ever so smoothly; push it with one finger and it slides back in. Wedge locks on the insides prevents fully closed drawers from sliding open accidentally.


**TIME TO REPLACE THOSE OLD, TIRED TOOL BOXES WITH OUR GORGEOUS POWDER COATED "GRIZZLY GREEN" BOXES.**

**3 DRAWER MIDDLE CHEST WITH BALL BEARING SLIDES****New!**

- Powder coating finish in "Grizzly Green"
- Aluminum extruded drawer handles
- Four pins on the four corners to tie in with the tool chest
- 10mm protective mat on the top of the chest
- Heavy-duty side handles • 3 pieces protective drawer liners
- Overall dimensions: 26"W x 12"D x 9.8"H
- 2 drawers: 22.5"W x 10.5"D x 1.6"H
- 1 drawer: 22.5"W x 10.5"D x 2.5"H
- Weighs 34 lbs.



MODEL H0837

INTRODUCTORY PRICE \$89<sup>95</sup>**HEAVY-DUTY 9 DRAWER TOP CHEST WITH BALL BEARING SLIDES**


- Powder coating finish in "Grizzly Green"
- 3 pieces protective drawer liners
- Overall dimensions: 26"W x 12"D x 17"H
- 6 drawers: 6.7"W x 10.5"D x 1.6"H
- 2 drawers: 22.5"W x 10.5"D x 1.6"H
- 1 drawer: 22.5"W x 10.5"D x 2.5"H
- Weighs 69 lbs.

**New!**


MODEL H0839

INTRODUCTORY PRICE \$159<sup>95</sup>**3 DRAWER PORTABLE TOOL CHEST****New!**

- Powder coating finish in "Grizzly Green"
- 2 Nickel plated draw pull catches
- Box cover automatically locks drawers when cover is shut
- Plastic Comfort-Grip handle is strength tested for durability
- Aluminum extrusion drawer's handles
- Regular slides on drawers (not ball bearing slides)
- Overall dimensions: 21"W x 8.7"D x 11.4"H
- 3 drawers: 20"W x 7.7"D x 1.7"H



MODEL H0844


INTRODUCTORY PRICE \$39<sup>95</sup>**HEAVY-DUTY 6 DRAWER TOP CHEST WITH BALL BEARING SLIDES****New!**

- Powder coating finish in "Grizzly Green"
- 3 pieces protective drawer liners
- Overall dimensions: 26"W x 12"D x 15"H
- 3 drawers: 6.7"W x 10.5"D x 1.6"H
- 2 drawers: 22.5"W x 10.5"D x 1.6"H
- 1 drawer: 22.5"W x 10.5"D x 2.5"H
- Weighs 59 lbs.

MODEL H0838

INTRODUCTORY PRICE \$129<sup>95</sup>**HEAVY-DUTY LOCKABLE TOOL CABINET**

- Painted with "Grizzly Green" powder coating
- Heavy-duty design for hanging heavy tools
- With 20 hooks
- 4 holes on the back of cabinet to be fixed on the wall. 16" standard distance between two holes
- Doors open fully with 2 aluminum alloy handles
- Includes lock & keys
- Overall dimensions: 32.4"W x 9.8"D x 35.4"H
- Weighs 70 lbs.

**New!**

MODEL H0843

INTRODUCTORY PRICE \$159<sup>95</sup>**\$50**

SAVING UP TO 50% OFF

GRIZC-04376

## "GRIZZLY GREEN" TOOL BOXES

TOOL BOXES

### HEAVY-DUTY 5 DRAWER ROLL-WAGON WITH BALL BEARING SLIDES

- Painted with "Grizzly Green" powder coating
- Includes drawer liners and top foam mat
- Overall dimensions: 26.3"W x 18"D x 25.5"H
- Overall + 4" x 1 1/4" Casters: 26.3"W x 18"D x 30.3"H
- Includes lock & keys
- 2 fixed and 2 locking swivel casters
- 3 drawers: 22.8"W x 15"D x 2.2"H
- 2 drawers: 22.8"W x 15"D x 4.8"H
- Weighs 126 lbs.




Shown with  
Optional Maple Top

MODEL H0840  
INTRODUCTORY PRICE \$279<sup>95</sup>

Optional Maple Top 25 1/4" x 17 1/4" x 1 1/4"

MODEL H3744 ONLY \$44<sup>95</sup>



Shown with  
Optional Maple Top



### HEAVY-DUTY 5 DRAWER ROLL-WAGON WITH BALL BEARING SLIDES

(WITH BULK STORAGE COMPARTMENT)

- Painted with "Grizzly Green" powder coating
- Includes drawer liners and top foam mat
- Overall dimensions: 26.3"W x 18"D x 32"H
- Overall + 5" x 1 1/4" Casters: 26.3"W x 18"D x 37"H
- Includes lock & keys
- 2 fixed and 2 locking swivel casters
- 4 drawers: 22.8"W x 15"D x 2.2"H
- 1 drawer: 22.8"W x 15"D x 4.8"H
- Panel area: 24.8"W x 16"D x 9.2"H
- Weighs 141 lbs.

MODEL H0841  
INTRODUCTORY PRICE \$299<sup>95</sup>


Optional Maple Top 25 1/4" x 17 1/4" x 1 1/4"

MODEL H3744 ONLY \$44<sup>95</sup>



### HEAVY-DUTY 7 DRAWER ROLL-WAGON WITH BALL BEARING SLIDES

- Painted with "Grizzly Green" powder coating
- Includes drawer liners and top foam mat
- Overall dimensions: 26.3"W x 18"D x 32"H
- Overall + 5" x 1 1/4" Casters: 26.3"W x 18"D x 37"H
- Includes lock & keys
- 2 fixed and 2 locking swivel casters
- 5 drawers: 22.8"W x 15"D x 2.2"H
- 2 drawers: 22.8"W x 15"D x 4.8"H
- Weighs 158 lbs.



Shown with  
Optional Maple Top

MODEL H0842  
INTRODUCTORY PRICE \$349<sup>95</sup>

Optional Maple Top 25 1/4" x 17 1/4" x 1 1/4"

MODEL H3744 ONLY \$44<sup>95</sup>



CALL 24 HOURS A DAY FROM ANYWHERE IN THE U.S.A. 1-800-523-4777



**TOOL BOXES**

# GRIZZLY® INDUSTRIAL TOOL BOXES

## 9 DRAWER CHESTS

Nine drawers and large top compartment provide 9,205 cubic inches of storage capacity in a chest that measures 40 1/2" wide by 17" deep by 20 1/2" tall. Features durable powder coated paint and weighs 137 lbs.

MODEL G7176 ONLY \$325<sup>00</sup>

MODEL G7178 w/ Roller Bearings ONLY \$425<sup>00</sup>

SHIP ANYWHERE WITHIN 48 STATES FOR \$55<sup>00</sup>

G7174



G7173

The perfect shop combination, the ten drawer top chest measures 26" wide by 17 1/4" deep by 20 1/2" high and weighs 108 lbs. The bottom cabinet with ball bearing slides on the bottom 3 drawers measures 27" wide by 18 1/4" deep by 42 1/2" high and weighs 161 lbs. Both feature powder coated paint for superior wear.

MODEL G7173 8 Drawer Cabinet ONLY \$395<sup>00</sup>

SHIP ANYWHERE WITHIN 48 STATES FOR \$55<sup>00</sup>

MODEL G7174 10 Drawer Chest ONLY \$275<sup>00</sup>

SHIP ANYWHERE WITHIN 48 STATES FOR \$55<sup>00</sup>

## 5 DRAWER CABINET

Use this five drawer tool cabinet as a base for your tool chest or as a rolling workstation. Features 5" wheels and locking casters and push handle. Measures 27" wide by 18 1/4" deep by 35 1/2" high with a storage capacity of 8,228 cubic inches. Features powder coated paint for superior wear. Weighs 109 lbs.

SHOWN WITH OPTIONAL MAPLE TOP


5 Drawer Cabinet

MODEL G7171 ONLY \$225<sup>00</sup>

SHIP ANYWHERE WITHIN 48 STATES FOR \$55<sup>00</sup>

Optional Maple Top - 27" x 18 1/4" x 1 1/2"

MODEL H0608 ONLY \$44<sup>95</sup>



GRIZC-04377



## 11 DRAWER CABINET

This 42 3/8" tall cabinet features 11 locking drawers with 9,595 cubic inches of storage space on 5" wheels and locking casters and powder coated paint for superior scratch and chemical resistance. Measures 27" wide by 18 1/4" deep and weighs 151 lbs.

SHOWN WITH OPTIONAL MAPLE TOP

11 Drawer Cabinet

MODEL G7172 ONLY \$325<sup>00</sup>

SHIP ANYWHERE WITHIN 48 STATES FOR \$55<sup>00</sup>

Optional Maple Top - 27" x 18 1/4" x 1 1/2"

MODEL H0608 ONLY \$44<sup>95</sup>

## 15 DRAWER MOBILE WORKSTATIONS

Super size 15 drawer mobile workstation is 41 1/2" wide by 18 1/4" deep by 42 1/2" high and has a 14,623 cubic inch storage capacity. Features powder coated paint for superior wear. Weighs 226 lbs.

MODEL G7175 15 Drawer Mobile Workstation ONLY \$525<sup>00</sup>

MODEL G7177 w/ Roller Bearings ONLY \$695<sup>00</sup>

SHIP ANYWHERE WITHIN 48 STATES FOR \$55<sup>00</sup>

MODEL H0609 Optional Maple Top - 41 1/2" x 18 1/4" x 1 1/2" ONLY \$67<sup>95</sup>



G7176

G7178

**OUR GRIZZLY®  
TOOL BOXES  
ARE MADE IN  
CANADA OUT OF  
THE FINEST  
MATERIALS AND  
WILL GIVE YOU  
YEARS OF  
FAITHFUL USE!**

G7175


G7177



# GRIZZLY® INDUSTRIAL TOOL BOXES

TOOL BOXES

## 3 DRAWER MIDDLE CHESTS




For even greater storage capacity these middle chests stack between your base cabinet and top chest. Model G7162 measures 26" wide by 12" deep by 12" tall. Model G7163 measures 26" wide by 18" deep by 12" tall.

**MODEL G7162 Regular ONLY \$89<sup>95</sup>**  
**MODEL G7163 Deep ONLY \$109<sup>95</sup>**

MADE IN CANADA

## 6 DRAWER CHEST



Six drawer chest with generous top compartment and removable tool tray measures 26" wide by 12" deep by 14 1/2" high. Weighs 55 lbs.

**MODEL G7164 ONLY \$129<sup>95</sup>**

MADE IN CANADA

## 10 DRAWER CHEST




Generous 10 drawer chest features removable top tool tray, sturdy side handles and extra deep center drawer. Measures 26" wide by 12" deep by 18 1/2" high and weighs 70 lbs.

**MODEL G7165 ONLY \$169<sup>95</sup>**  
 SHIP ANYWHERE WITHIN 48 STATES FOR \$30<sup>00</sup>

MADE IN CANADA

## 12 DRAWER CHESTS



**G7166**

Available in two sizes, the Model G7166 measures 26" wide by 12" deep by 18 1/2" high and weighs 71 lbs. The Model G7167 measures 26" wide by 17 1/2" deep by 20 1/2" high and weighs 105 lbs.



**G7167**

MADE IN CANADA

**MODEL G7166 Regular ONLY \$179<sup>95</sup>**  
 SHIP ANYWHERE WITHIN 48 STATES FOR \$30<sup>00</sup>  
**MODEL G7167 Deep ONLY \$199<sup>95</sup>**  
 SHIP ANYWHERE WITHIN 48 STATES FOR \$55<sup>00</sup>

## 11 DRAWER MACHINIST'S CHEST




Super secure machinist's chest features a locking front panel making valuable contents virtually theft proof. Measures 26" wide by 12" deep by 14 1/2" high. Weighs 70 lbs.

**MODEL G7168 Reg. \$159<sup>95</sup> ONLY \$139<sup>95</sup>**  
 SHIP ANYWHERE WITHIN 48 STATES FOR \$30<sup>00</sup>

MADE IN CANADA

## 8 DRAWER SIDE CABINET (for G7172)

Increase the storage capacity of the Model G7172 base cabinet by 5,037 cubic inches with this bolt-on eight drawer side cabinet. Measures 15" wide by 18 1/2" deep by 37 1/2" high. Weighs 92 lbs.



**MODEL G7169 ONLY \$179<sup>95</sup>**

SHIP ANYWHERE WITHIN 48 STATES FOR \$30<sup>00</sup>

## 3 DRAWER PORTABLE CHEST



Locking top handle tool chest with three drawers keeps hand tools organized and portable. Measures 21 1/2" wide by 8 1/2" deep by 12" high. Weighs 18 lbs.

**MODEL G7170 ONLY \$55<sup>00</sup>**


CALL 24 HOURS A DAY FROM ANYWHERE IN THE U.S.A. 1-800-523-4777

**TOOL BOXES**

## INDUSTRIAL TOOL BOXES

### 7 DRAWER MOBILE WORKSTATION

If your work keeps you moving around the shop, this mobile workstation with an unbelievable 18,886 cubic inches of tool storage capacity will keep you rolling. Features include four 23" x 16" x 2" drawers, two 23" x 16" x 4 1/2" drawers and one 23" x 16" x 6 7/8" drawer, generous side locker, 5" rubber wheels and locking casters and powder coated paint for wear and chemical resistance. Measures 41 1/2" wide by 18 3/4" deep by 36" tall.




SHOWN WITH  
OPTIONAL  
MAPLE TOP

7 Drawer Mobile Workstation  
**MODEL G7179 ONLY \$395<sup>00</sup>**  
SHIP ANYWHERE WITHIN 48 STATES FOR \$55<sup>00</sup>  
Optional Maple Top 41 1/2" x 18 3/4" x 1 1/2"  
**MODEL H0609 ONLY \$67<sup>95</sup>**

### UTILITY CART

Have all your tools and supplies at the job site. Heavy-duty casters provide ease of movement. Special hooks permit hanging and organization of spray guns. Drawer measures 31" x 16" x 4 1/4". Overall size is 34 3/4" high x 20" deep x 35" wide closed and 57" wide extended. Includes four swivel wheels.



**New!**




Utility Cart  
**MODEL H3887 ONLY \$279<sup>95</sup>**  
SHIP ANYWHERE WITHIN 48 STATES FOR \$55<sup>00</sup>

### DRAWER LINER

**MODEL G2987**  
**ONLY \$7<sup>95</sup>**  
BUY THREE OR MORE PADS  
**ONLY \$6<sup>95</sup> EACH**

Pads  
measure  
24" x 36"  
x 1/8".



MADE IN  
CANADA

### 7 DRAWER MOBILE WORKSTATION WITH ROLLER BEARING SLIDES

All in one tool center. Store mechanics tools and paint guns a accessories in one unit. Heavy-duty 5" casters permit movement throughout shop. Roller bearing slides provide ease of draw movement. Secure locking mechanism protects tools from theft a unauthorized use. Includes four 23" x 16" x 4 1/4" drawers, one 23" x 16" x 6 7/8" drawer, 5" rubber wheels and locking casters and powder coated paint for wear and chemical resistance. Large side locker, designed for spray guns and accessories has one 11" x 16" x 4 1/4" drawer, one 11" x 16" x 2" drawer and one shelf. Measures 41 1/2" wide by 18 3/4" deep by 36" tall overall.




SHOWN WITH OPTIONAL  
MAPLE TOP

**New!**

7 Drawer Mobile Workstation  
**MODEL H3888 ONLY \$749<sup>00</sup>**  
SHIP ANYWHERE WITHIN 48 STATES FOR \$55<sup>00</sup>  
Optional Maple Top 41 1/2" x 18 3/4" x 1 1/2"  
**MODEL H0609 ONLY \$67<sup>95</sup>**

MADE IN  
CANADA

### 5 DRAWER ROAD CHEST



For mechanics and tradesmen that work out of their trucks, this 5 drawer Road Chest is built to take the toughest conditions that your job can dish out. Sliding drawers and divided top keeps your tools organized, because after all, if you're spending time looking for tools, you're not making money!

#### DIMENSIONS:

	Width	Depth	Height
Overall	26"	17 1/4"	22"
3 Drawers	23"	16"	2"
2 Drawers	23"	16"	4 1/4"

#### SPECIAL FEATURES:

- Heavy gauge metal
- Front cover has neoprene seal
- Welded side handles
- Powder coat black paint
- Full length drawer for long tools
- Shielded hinges prevent rusting
- Heavy-duty slides
- Pads attached to bottom provide protection and keep box off floor



#### SPECIFICATIONS:

Weight..... GRIZC-04379 ..... 124 lbs.  
Storage..... 6749 cubic inches  
Load rating..... 425 lbs.  
Load rating per drawer ..... 75 lbs.

#### 5 Drawer Road Chest

**MODEL G7180 ONLY \$249<sup>95</sup>**  
SHIP ANYWHERE WITHIN 48 STATES FOR \$55<sup>00</sup>

MADE IN  
CANADA

## HAND TOOLS

GRIZC-04380

HAND  
TOOLS

### 16" LONG NOSE PLIERS


Extra-long, vinyl-coated handles and aggressive needle-nose jaws make these 16" pliers the perfect solutions for accessing tough-to-reach spaces.



MODEL G8050 Straight ONLY \$7<sup>95</sup>  
MODEL G8051 45° Angle ONLY \$7<sup>95</sup>  
MODEL G8052 90° Angle ONLY \$7<sup>95</sup>  
MODEL G8053 Rounded ONLY \$7<sup>95</sup>

### GROOVE JOINT PLIERS


An ideal companion for plumbers and mechanics, these joint pliers adjust in seconds to handle a variety of over-sized gripping applications.



MODEL G8911 8" \$5<sup>95</sup> SPECIAL! \$3<sup>95</sup>  
MODEL G8912 10" \$6<sup>95</sup> SPECIAL! \$4<sup>95</sup>  
MODEL G8913 12" \$8<sup>95</sup> SPECIAL! \$5<sup>95</sup>  
MODEL G8054 16" \$9<sup>95</sup> SPECIAL! \$6<sup>95</sup>

### 5-PC. MINI-PLIERS SET

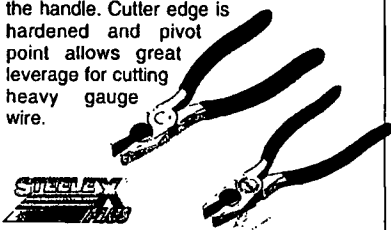
This mini plier set includes three needle nose plier styles, end nippers and diagonal side cutters. Each plier is dropped forged and heat treated and features a handy tension spring and comfort grip handle.



MODEL G8960 ONLY \$9<sup>95</sup>

### LINESMAN PLIERS


These tough pliers feature a bull nose jaw, side cutter and a second serrated jaw inside the handle. Cutter edge is hardened and pivot point allows great leverage for cutting heavy gauge wire.



MODEL G8881 7" \$6<sup>95</sup> SPECIAL! \$3<sup>95</sup>  
MODEL G8882 8" \$8<sup>95</sup> SPECIAL! \$4<sup>95</sup>

### MINI LONG REACH PLIERS

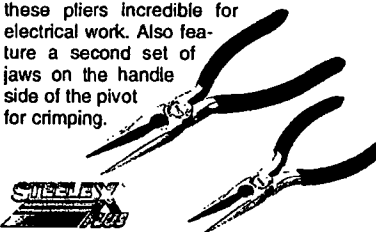
These Long Reach pliers make it easy to get into tight spots. Spring loaded jaw action keeps them open until you get into position. Purchase individually or as a 6 piece set for the best deal.



MODEL G8890 Long \$5<sup>95</sup> SPECIAL! \$3<sup>95</sup>  
MODEL G8891 Needle \$5<sup>95</sup> SPECIAL! \$3<sup>95</sup>  
MODEL G8892 Flat \$5<sup>95</sup> SPECIAL! \$3<sup>95</sup>  
MODEL G8893 Dia. \$5<sup>95</sup> SPECIAL! \$3<sup>95</sup>  
MODEL G8894 Nipper \$5<sup>95</sup> SPECIAL! \$3<sup>95</sup>  
MODEL G8895 Bent \$5<sup>95</sup> SPECIAL! \$3<sup>95</sup>  
MODEL G8896 6-pc. \$19<sup>95</sup> SPECIAL! \$12<sup>95</sup>

### NEEDLE NOSE PLIERS


Serrated jaws along with side cutters make these pliers incredible for electrical work. Also feature a second set of jaws on the handle side of the pivot for crimping.



MODEL G8876 6" \$5<sup>95</sup> SPECIAL! \$3<sup>95</sup>  
MODEL G8877 8" \$6<sup>95</sup> SPECIAL! \$4<sup>95</sup>

### 4-PC. GROOVE JOINT PLIERS SET

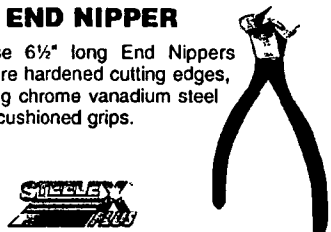
This set includes 6", 8", 10" and 12" Groove Joint Pliers.



MODEL G8961 \$27<sup>50</sup> SPECIAL! \$19<sup>95</sup>

### END NIPPER

These 6½" long End Nippers feature hardened cutting edges, strong chrome vanadium steel and cushioned grips.



MODEL G8883 \$8<sup>95</sup> SPECIAL! \$5<sup>95</sup>

### 11" LONG REACH PLIERS


Reach out with these Long Reach Pliers. Great for getting into tight spots. A variety of head styles are available. Each measures 11" in overall length.



MODEL G8897 Needle \$8<sup>95</sup> SPECIAL! \$5<sup>95</sup>  
MODEL G8898 45° \$8<sup>95</sup> SPECIAL! \$5<sup>95</sup>  
MODEL G8899 90° \$8<sup>95</sup> SPECIAL! \$5<sup>95</sup>  
MODEL G8900 Offset \$8<sup>95</sup> SPECIAL! \$5<sup>95</sup>  
MODEL G8901 Flat \$8<sup>95</sup> SPECIAL! \$5<sup>95</sup>

### GROOVE JOINT PLIERS


Adjusts to fit all types of odd shapes and sizes of work, these pliers have jaws with curved and straight sections. The 12" has a maximum jaw opening of 2½".



MODEL G8878 8" \$7<sup>95</sup> SPECIAL! \$4<sup>95</sup>  
MODEL G8879 10" \$8<sup>95</sup> SPECIAL! \$5<sup>95</sup>  
MODEL G8880 12" \$11<sup>95</sup> SPECIAL! \$6<sup>95</sup>

### SLIP JOINT PLIERS

Tough chrome vanadium pliers are drop forged, then carefully milled and finished to close specifications. A cushion grip is added for your comfort. The slip joint has a positive engagement.



MODEL G8872 6" \$3<sup>95</sup> SPECIAL! \$2<sup>95</sup>  
MODEL G8873 8" ONLY \$3<sup>95</sup>

### DIAGONAL CUTTERS

The edge of these Diagonal Cutters is hardened, then double-bevel ground to give a sharp edge. The chrome vanadium steel is plated and polished, then a cushion grip is molded into place.



MODEL G8874 6" \$5<sup>95</sup> SPECIAL! \$3<sup>95</sup>  
MODEL G8875 7" \$6<sup>95</sup> SPECIAL! \$4<sup>95</sup>


CALL 24 HOURS A DAY FROM ANYWHERE IN THE U.S.A. 1-800-523-4777

159

# HAND TOOLS

## 11-PC. COMBINATION METRIC WRENCH SET

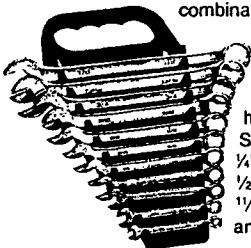
Eleven popular metric wrenches in one handy set. Drop forged for strength and durability. Sizes include 6, 8, 9, 10, 12, 13, 14, 15, 17, 18 and 19mm.



MODEL G8046 ONLY \$12<sup>95</sup>

## 11-PC. COMBINATION WRENCH SET


Drop-forged for strength, this set of combination wrenches is a terrific addition to the toolbox in your car, home, or shop. Sizes include 1/4", 3/16", 1/2", 5/16", 9/16", 5/8", 11/16", 3/4", 13/16", and 7/8".



MODEL G8047 ONLY \$12<sup>95</sup>

## 11-PC. COMBINATION WRENCH SET


This 11-piece selection of drop-forged combination wrenches is perfect for the shop, car, or home. Sizes include 1/4", 3/16", 1/2", 5/16", 9/16", 5/8", 11/16", 3/4", 13/16", and 7/8".



MODEL G8048 ONLY \$14<sup>95</sup>

## DOUBLE OFFSET WRENCH SET

Extra-long, drop-forged wrench handles add plenty of extra muscle for tough-to-reach nuts and bolts. Sizes include 3/8" & 7/16", 1/2" & 9/16", 5/8" & 11/16", 3/4" & 23/32", 13/16" & 7/8", and 15/16" & 1".



MODEL G8049 ONLY \$16<sup>95</sup>

# HAND TOOLS

## RATCHETING DOUBLE OFFSET WRENCH SET


These offset ratcheting wrenches make it easy to access tough-to-reach bolts without having to disengage the wrench in tight quarters. Quickly adjust direction with the push of a button. Set includes 3/8" & 7/16", 1/2" & 9/16", 5/8" & 11/16", 3/4" & 23/32", 13/16" & 7/8", and 15/16" & 1" sizes.



MODEL G8055 ONLY \$19<sup>95</sup>

## STUBBY WRENCH SET

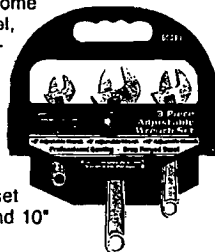
Drop forged with extra-short handles, this unique set of stubby wrenches makes it possible to tighten or loosen nuts and bolts in tight areas. This 8-piece set includes 1/8", 1/4", 3/8", 1/2", 5/8", 3/4", 7/8", and 1" sizes.



MODEL G8067 ONLY \$12<sup>95</sup>

## 3-PC. ADJUSTABLE GRIZZLY® WRENCH SET

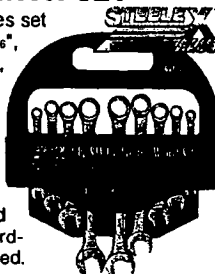
Made from chrome vanadium steel, this extra heavy-duty forged adjustable wrench set with satin finish will handle nuts and bolts up to 1 1/8". Three-piece set includes 6", 8" and 10" wrenches.



MODEL G8081 ONLY \$14<sup>95</sup>

## 9-PC. SAE COMBINATION WRENCH SET

Professional series set contains 1/4", 3/8", 1/2", 5/8", 3/4", 11/16", and 3/4" sizes. One end is a 12-point closed end, the other an open end. Made of tough drop forged steel, then hardened and tempered.




MODEL G8888 \$17<sup>95</sup> SPECIAL! \$10<sup>95</sup>

GRIZC-04381

## SAE WRENCH SETS

These Wrench Sets with corrosion resistant nickel chrome plated finishes are made of drop forged, high carbon steel and have been hardened and tempered for dependable service. G9724 includes 3/8", 7/16", 1/2", 5/8", and 3/4" wrenches. G9725 includes 1/4" x 3/16", 3/8" x 7/16", 1/2" x 9/16", 5/8" x 3/4", 3/4" x 7/8", and 15/16" x 1" wrenches.



5-Pc Open and Boxed End Combination  
MODEL G9724 ONLY \$4<sup>95</sup>  
6-Pc Open End  
MODEL G9725 ONLY \$7<sup>95</sup>

## HEAVY-DUTY LOCKING PLIERS


Mighty big jobs require mighty big tools. These massive Locking Pliers, with tremendous leverage and clamping pressure are designed for everyday use and dependability.



12" Straight Jaw  
MODEL G9000 ONLY \$14<sup>95</sup>  
14" Curved Jaw  
MODEL G9001 ONLY \$22<sup>95</sup>

## SHEET METAL CLAMP/PLIERS

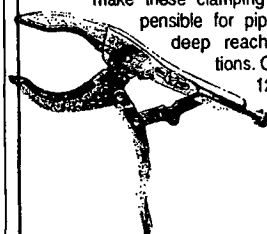
Wide, tight-clamping jaws provide the superior control needed for bending, forming and crimping jobs. Made by Vise-Grip®, this sheet metal clamping plier measures 8" with a jaw width of 3 1/2" and a throat depth of 1 1/4".



MODEL G5823 ONLY \$14<sup>95</sup>

## LARGE JAW CLAMP/PLIERS

Large capacity jaws and Vise-Grip® power make these clamping pliers indispensable for pipe fitting and deep reaching applications. Opens to 3 1/4". 12" length overall.



MODEL G5825 ONLY \$15<sup>95</sup>

## HAND TOOLS

NEEDLE NOSE  
LOCKING PLIERS

The serrated needle nose jaws of these professional quality pliers are 2" long and open up to 2 1/4". The brass adjustment screw enables you to adjust the jaw opening for just the right amount of locking pressure. Black crinkle finish.



MODEL G8887 ~~\$6.95~~ SPECIAL! \$4.95

## 3-PC. LOCKING PLIERS SET

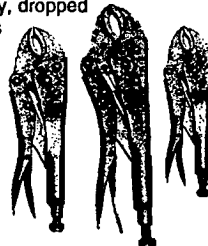
This 3-piece drop forged steel Locking Pliers set features curved jaws for round stock. Lever grips provide mechanical advantage to lock and unlock. Includes 5 1/2", 6 1/2" and 9" sizes.



MODEL G8965 ~~\$13.95~~ SPECIAL! \$9.95

## 3-PC. LOCKING PLIER SET


Professional quality, dropped forged set includes 9", 7 1/2" and 5 1/2" locking pliers. Fully adjustable, locking lever action provides tremendous gripping power.



MODEL G8080 ONLY \$11.95

## LOCKING PLIERS

Locking pliers are one of the most versatile tools you can put in your toolbox. These are nickel plated steel for corrosion resistance.



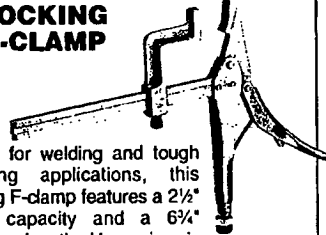
MODEL G8902 5" Curved ~~\$4.75~~ SPECIAL! \$2.95  
 MODEL G8903 7" Curved ~~\$5.75~~ SPECIAL! \$3.95  
 MODEL G8904 10" Curved ~~\$5.75~~ SPECIAL! \$4.95  
 MODEL G8905 5" Straight ~~\$4.95~~ SPECIAL! \$2.95  
 MODEL G8906 7" Straight ~~\$5.95~~ SPECIAL! \$3.95  
 MODEL G8907 10" Straight ~~\$8.95~~ SPECIAL! \$4.95  
 MODEL G8908 6 1/2" Long Nose ~~\$5.95~~ SPECIAL! \$3.95  
 MODEL G8909 9 1/2" Long Nose ~~\$7.95~~ SPECIAL! \$4.95

LOCKING  
PLIERS

These professional series Locking Pliers have a black crinkle finish to aid in gripping even when covered in oil and feature serrated jaws and brass adjusting screw.



MODEL G8884 5" ~~\$6.95~~ SPECIAL! \$3.95  
 MODEL G8885 7" ~~\$7.95~~ SPECIAL! \$4.95  
 MODEL G8886 10" ~~\$8.95~~ SPECIAL! \$5.95

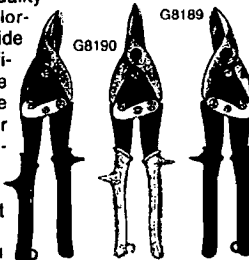
LOCKING  
F-CLAMP

Perfect for welding and tough clamping applications, this Locking F-clamp features a 2 1/2" throat capacity and a 6 1/4" clamping length. Upper jaw is curved for holding pipe.

MODEL G9025 ONLY \$9.95

## 10" AVIATION TIN SNIPS

Precision, hardened-steel cutting jaws ensure quality results. Color-coded to provide quick identification, these snips feature thick grips for cutting comfort and a positive lock to prevent accidents.



MODEL G8189 Left ONLY \$5.95  
 MODEL G8190 Straight ONLY \$5.95  
 MODEL G8191 Right ONLY \$5.95  
 MODEL G8782 3-pc Set ONLY \$12.95

## SUPER NIBBLER


The Super Nibbler is just the ticket for cutting sheet metal up to 3/64" thick. Extremely narrow head design allows cuts in hard-to-reach areas, yet still features a safety guard to prevent flying splinters. 10 1/4" overall.



MODEL G4956 ONLY \$34.95

4-PC.  
TOOL SET


Set includes an 8" adjustable wrench, 7" linesman pliers, 8" long-nose pliers and 6" diagonal side cutters. Pliers and side cutters also feature foam coated grips. Comes in a convenient carry case.



MODEL G8082 ~~\$17.95~~ SPECIAL! \$10.95

## TINMAN SNIPS


Preferred by serious tradesmen, these Tinman Snips have comfortable foam grips and hardened and precision ground cutting edges for all sheet metal work.



MODEL G8941 8" ~~\$5.95~~ SPECIAL! \$3.95  
 MODEL G8942 10" ~~\$6.95~~ SPECIAL! \$4.95  
 MODEL G8943 12" ~~\$7.95~~ SPECIAL! \$5.95

## 10" LINESMAN PLIERS

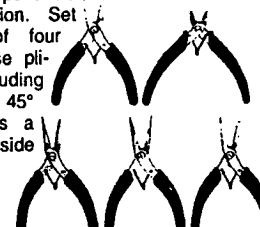
Combination linesman pliers include bull nose jaws, wire cutter and crimper. Made of C45 carbon steel with comfort grip handles.



MODEL G8962 ~~\$9.95~~ SPECIAL! \$6.95

## 5-PC. MINI-PLIERS SET

Perfect for precision work, these smooth action mini-pliers feature comfortable vinyl grips and dependable spring action. Set consists of four needle nose pliers including round and 45° offset, plus a diagonal side cutter.




MODEL G8071 ONLY \$9.95

## HAND TOOLS

### FLARING TOOL

This Flaring Tool will flare  $\frac{1}{8}$ ",  $\frac{1}{4}$ ",  $\frac{3}{8}$ ",  $\frac{1}{2}$ " and  $\frac{3}{4}$ " copper tubing to fit all standard flared fittings. Fast and easy to use, it will not crush tubing and makes perfect flared ends every time.



MODEL H4168 ONLY \$8<sup>95</sup>

### ALUMINUM PIPE WRENCHES


These heavy-duty, aluminum body pipe wrenches are two thirds the weight of steel pipe wrenches; an important factor when working overhead. High carbon steel jaws are high frequency heat treated for years of dependable service.



MODEL H1428	14"	\$16 <sup>95</sup>	\$9 <sup>95</sup>
MODEL H1429	18"	\$23 <sup>95</sup>	\$14 <sup>95</sup>
MODEL H1442	24"	ONLY	\$19 <sup>95</sup>

### COMPOUND TUBING BENDER

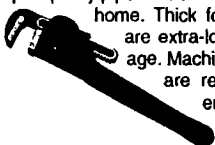
Bend copper, brass, thin-wall tubing, steel and aluminum up to 180° in a single action. Extra-long ergonomically designed handles allow you to bend materials measuring  $\frac{1}{8}$ " to  $\frac{3}{4}$ " in diameter, including soft wire and rod, with ease. Calibrated markings from 10° to 180° make offsets and compound angles a breeze.



MODEL G4968 ONLY \$19<sup>95</sup>

### PIPE WRENCHES

Heavy cast-iron construction, paired with extra-tough hardened steel jaws, make these pro-quality pipe wrenches ideal for the shop or home. Thick foam-coated handles are extra-long for added leverage. Machined steel lower jaws are removable for sharpening. In four convenient sizes.



MODEL G8056	8"	ONLY	\$5 <sup>95</sup>
MODEL G8057	10"	ONLY	\$8 <sup>95</sup>
MODEL G8058	14"	ONLY	\$11 <sup>95</sup>
MODEL G8059	18"	ONLY	\$13 <sup>95</sup>

## PLUMBING TOOLS

### TUBING CUTTERS

Classic cast frame tubing cutter is a long standing favorite of plumbers, mechanics and service people. Anti-friction, flare groove rollers allow you to cut tubing close to the flared ends, thus avoiding tube replacements in existing installations. Hardened steel reamer slides and locks in place. Reamer retracts for safety when not in use. Replaceable hardened alloy steel cutting wheel.



MODEL H0827  $\frac{1}{8}$ " to  $1\frac{1}{2}$ " ONLY \$9<sup>95</sup>  
MODEL H0828  $\frac{1}{4}$ " to  $1\frac{1}{2}$ " ONLY \$14<sup>95</sup>


### TUBING CUTTERS

H0979 Tubing Cutter  $\frac{1}{8}$ " -  $1\frac{1}{2}$ ":

- Flare groove rollers
- Large knob for greater torque
- Hardened steel retractable reamer

H0980 Heavy-Duty Tubing Cutter  $\frac{1}{8}$ " -  $1\frac{1}{2}$ ":


- Fast, clean pipe cutting by hand or power
- T-handle for greater torque
- Knurled shaft for quick adjustment



MODEL H0979 ONLY \$9<sup>95</sup>  
MODEL H0980 ONLY \$19<sup>95</sup>

### TUBING CUTTER/FLARING TOOL SET

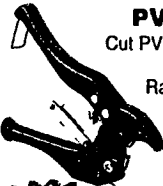
This convenient set includes Flaring Tool and Tubing Cutter for connecting copper tubing to standard flared fittings. Flaring tool will flare  $\frac{1}{8}$ ",  $\frac{1}{4}$ ",  $\frac{3}{8}$ ",  $\frac{1}{2}$ " and  $\frac{3}{4}$ " copper tubing. Tubing cutter will cut  $\frac{1}{8}$ " to 1" tubing and has flare groove rollers and retractable reamer.



MODEL H2626 ONLY \$10<sup>95</sup>

### PVC CUTTER

Cut PVC pipe up to 1 $\frac{1}{2}$ " diameter with this PVC Cutter. Ratcheting lever mechanism provides tremendous cutting pressure. Great for installing lawn sprinkler systems and cutting plastic water and gas line.

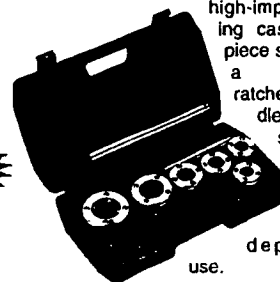


MODEL H2627 ONLY \$9<sup>95</sup>

GRIZC-04383

### 6-PC. PIPE THREADING KIT

Create precision threads in pipe measuring  $\frac{1}{4}$ ",  $\frac{3}{8}$ ",  $\frac{1}{2}$ ",  $\frac{3}{4}$ ", or 1". Housed in a durable, high-impact carrying case, this 6-piece set includes a reversing ratchet with handle and extension. High-quality construction for years of dependable use.



MODEL G8185 ONLY \$47<sup>95</sup>

### 12-PC. PLUMBING / THREADING KIT

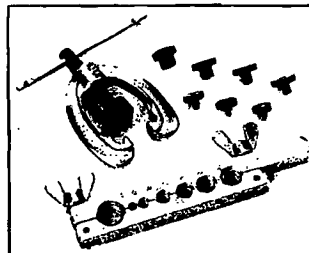
A dozen industrial-quality plumbing and pipe threading tools ensure that your next plumbing job will go without a hitch. In addition to a pair of rugged adjustable wrenches and a heavy-duty pipe and tubing cutter, this complete kit includes a reversible ratcheting die handle and dies for  $\frac{1}{4}$ ",  $\frac{3}{8}$ ",  $\frac{1}{2}$ ",  $\frac{3}{4}$ ", 1" and  $1\frac{1}{4}$ " pipe. All are housed in a high-impact plastic carrying case.



MODEL G8184 ONLY \$69<sup>95</sup>

### TUBE FLARING KIT

Drop forged and heat treated for strength and durability, this tube flaring tool with matching press and inserts makes it easy to create consistent, professional-quality flares in copper, brass and aluminum thin-walled tubing. Complete with a high-impact plastic case for secure storage, this kit provides all you will need to flare  $\frac{3}{16}$ ",  $\frac{1}{4}$ ",  $\frac{5}{16}$ ",  $\frac{3}{8}$ ",  $\frac{7}{16}$ ",  $\frac{1}{2}$ ", and  $\frac{5}{8}$ " tubing.




MODEL G8215 ONLY \$9<sup>95</sup>

## HAND TOOLS

### 4½" ANGLE GRINDER STAND

Turn your portable 4½" grinder into a metal-cutting chopsaw! This metal stand doubles the versatility of your portable grinder, making it the perfect tool for cutting tubing, bar stock and rebar. Designed to hold most common grinders with side handles without modifications, the benchtop stand features a cam-clamp vise that adjusts from 90° - 45°. A spring-action return and built-in swarf guard provide excellent safety and convenience. Base measures 9½" x 9½".


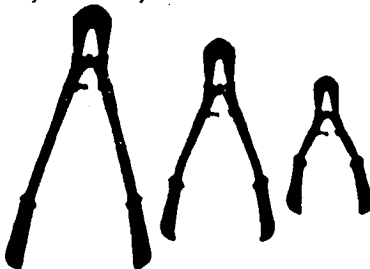


Grinder not included

**MODEL G8183 4½" ONLY \$14<sup>95</sup>**

### BOLT CUTTERS

Perfect for cutting chain link fencing, concrete reinforcement mesh, rusted bolts or unwanted locks, these hardened-steel cutters are specially designed to multiply your leverage, so tough materials cut like butter. Soft rubber grips add comfort and provide an exceptional grip, no matter if they're wet or dry.



**MODEL G8207 12" ONLY \$8<sup>95</sup>**  
**MODEL G8208 18" ONLY \$14<sup>95</sup>**  
**MODEL G8209 24" ONLY \$19<sup>95</sup>**

### 9" ANGLE GRINDER STAND

Built to accommodate industrial-duty 9" portable grinders, this brawny stand uses the grinder's threaded handle insert to hold it securely while you cut through tubing, bar stock or rebar. It features an adjustable cam-action clamp that enables you to cut at angles from 90° to 45°. The spring-action cutting arm and built-in swarf guard make cutting safe and precise. An extra-large 13" x



Grinder not included

**MODEL G8186 9" ONLY \$29<sup>95</sup>**

### ADJUSTABLE WRENCHES

Durable chrome vanadium adjustable wrenches are forged, then surface treated to a fine satin finish. A handy measurement scale on the side of the jaws tells you at a glance the size of nut you are working with, inches on one side, metric on the other. Lifetime guarantee on these high-quality, yet reasonably priced wrenches.



**MODEL G8868 6" \$6<sup>95</sup> \$4<sup>95</sup>**  
**MODEL G8869 8" \$7<sup>95</sup> \$5<sup>95</sup>**  
**MODEL G8870 10" \$10<sup>95</sup> \$6<sup>95</sup>**  
**MODEL G8871 12" \$15<sup>95</sup> \$9<sup>95</sup>**

### MECHANIC'S SONAR SCOPE

Troubleshoot problem mechanical noises with this Sonar Scope. Three inch probe extends to 11½" to diagnose hard to reach areas. Also features PVC diaphragm and plastic ear pieces. This is one tool that belongs in every mechanic's tool box!



**MODEL G5682 ONLY \$6<sup>95</sup>**

### BRASS PLUMB BOBS

Plumb Bobs provide an effective way to transfer a plumb line to the ground. Knurled caps make it easy to change cords, and hardened steel tips offer durability and accuracy.



**MODEL H0971 8 oz. ONLY \$6<sup>95</sup>**  
**MODEL H0972 12 oz. ONLY \$10<sup>95</sup>**  
**MODEL H0973 16 oz. ONLY \$12<sup>95</sup>**

### FOMLOC™ TOOL MANAGERS


Organize your sockets and wrenches with these handy FomLoc™ Tool Managers. The patented Grip Walls securely hold tools, yet allow quick-release for fast tool access. Choose from Socket Stand Up Model, Socket Lay Down Model or Combination Wrench Model. No more lost or buried sockets and wrenches in the bottom of your tool box!



**H4232 36-pc., ¼" Stand Up (SAE) \$13.95**  
**H4233 42-pc., ¼" Stand Up (Metric) \$13.95**  
**H4234 13-pc., ¼" Lay Down (SAE) \$13.95**  
**H4235 14-pc., ¼" Lay Down (Metric) \$13.95**  
**H4236 42-pc., ¾" Stand Up (SAE) \$15.95**  
**H4237 54-pc., ¾" Stand Up (Metric) \$15.95**  
**H4238 28-pc., ¾" Lay Down (SAE) \$15.95**  
**H4239 18-pc., ¾" Lay Down (Metric) \$15.95**  
**H4240 30-pc., ½" Stand Up (SAE) \$17.95**  
**H4241 30-pc., ½" Stand Up (Metric) \$17.95**  
**H4242 14-pc., Long Wrench ¼"-1" \$31.95**  
**H4243 10-pc., Long Wrench 6-19mm \$31.95**  
**H4244 14-pc., Med. Wrench ¼"-1" \$31.95**  
**H4245 14-pc., Med. Wrench 6-19mm \$31.95**

### REGULAR AND DEEP SOCKET TRAYS

Keep your socket sets organized and handy with these convenient socket trays. Color coded gray for metric and red for SAE, each tray features regular and deep socket holders with easy-to-read socket sizes.



**G7880 ¼" Socket Tray (¼" - ¾") \$12.95**  
**G7881 ¼" Socket Tray (4 - 15mm) \$12.95**  
**G7882 ¾" Socket Tray (¼" - 1") \$12.95**  
**G7883 ¾" Socket Tray (6 - 20mm) \$12.95**  
**G7884 ½" Socket Tray (¾" - 1¼") \$15.95**  
**G7885 ½" Socket Tray (10 - 27mm) \$15.95**

**CALL 24 HOURS A DAY FROM ANYWHERE IN THE U.S.A. 1-800-523-4777**



## HAND TOOLS

### 4½" SUCTION CUP

Handle plate glass, glass mirrors and sheet metal with safety and security. Simple hand lever action provides tremendous gripping power on

any flat, smooth material. Buy two Suction Cups for two-handed control.



MODEL G8781 ONLY \$6<sup>95</sup>

### DOUBLE SUCTION CUP

Twin suction cups provide maximum holding power for any smooth, flat surface.

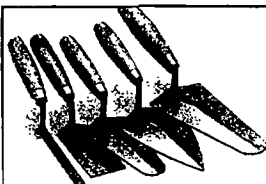
Cam-action levers make placement and removal quick and easy.



MODEL H2869 ONLY \$9<sup>95</sup>

### 5-PC. BRICKLAYING TROWEL SET

Perfect for the do-it-yourselfer or professional, this heavy-duty trowel set features forged steel blades that are tempered and taper-ground, steel ferrules and comfortable hardwood handles. Set includes a 7" Brick Trowel, 6" and 8" Gauging Trowels, 2" x 5" Margin Trowel and ½" x 6" Tuck Pointing Trowel.



MODEL G8213 ONLY \$9<sup>95</sup>

### CONCRETE HAND TOOLS

Take on those expensive concrete jobs yourself with this 4-piece concrete hand tool set and get results just like the pros. Includes a 11" x 4½" finishing trowel, 14" x 4" finishing trowel, 6" edging trowel and 6" jointing trowel.




MODEL H0936 ONLY \$8<sup>95</sup>

## HAND TOOLS

### 12" TILE CUTTING MACHINE


Custom cutting tiles has never been easier or more affordable. This dual horizontal cutter holds the tile securely while a hardened scoring wheel makes clean, straight cuts, so you'll cut tiles more precisely with less cracking or breaking. An adjustable end stop keeps tiles from moving while you cut. Cuts up to 12" long tiles.



MODEL G8204 ONLY \$14<sup>95</sup>

### 16" TILE CUTTING MACHINE

Featuring the same great design and construction as the 12" Tile Cutting Machine, this Model G8205 Tile Cutting Machine has a larger tile cutting capacity of up to 16" long and a non-slip base for all-day ease of use and dependability.

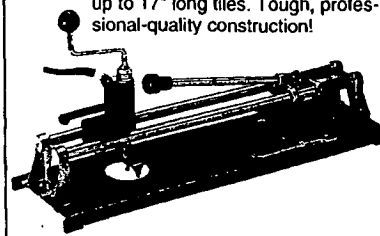


MODEL G8205 ONLY \$19<sup>95</sup>

### 3-IN-1

### 16" PRO TILE CUTTER

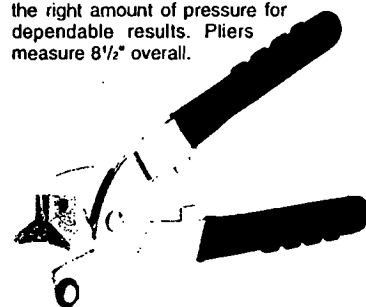
This professional quality tile cutter makes straight cuts, precision angled cuts and circular hole cuts. The 3-in-1 cutter features an extra heavy-duty base for excellent stability while cutting. A miter gauge-style tile stop adjusts to 45° left or right. An aggressive tungsten carbide round hole cutter adjusts to cut circles from 1⅜" to 3¼" in diameter, so you can accommodate water supplies and drains with ease. Cuts up to 17" long tiles. Tough, professional-quality construction!



MODEL G8206 ONLY \$29<sup>95</sup>

### TILE CUTTING PLIERS

These commercial-quality pliers turn tile cutting into a simple, two-step process. First, score the tile with the built-in, free-rolling scoring wheel. Then place the tile between the steel lower jaw and hard plastic upper jaw and apply pressure along the contoured plastic grips. Built-in stops ensure that you'll apply just the right amount of pressure for dependable results. Pliers measure 8½" overall.



MODEL G8203 ONLY \$3<sup>95</sup>

### STEELX 8-PC.

### SCREWDRIVER SET WITH WALL RACK

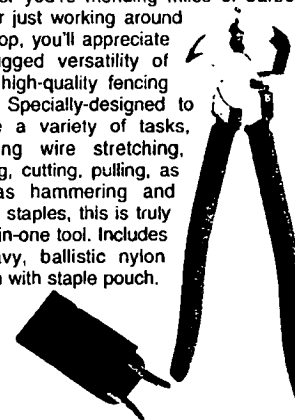
This is the best screwdriver set you'll ever own. Eight-piece set features case hardened tips and ergonomic handles for high torque applications. Includes handy wall rack.



MODEL G8953 \$19<sup>95</sup> SPECIAL! \$14<sup>95</sup>

### FENCING TOOL W/ POUCH

Whether you're mending miles of barbed wire or just working around the shop, you'll appreciate the rugged versatility of these high-quality fencing pliers. Specially-designed to handle a variety of tasks, including wire stretching, splicing, cutting, pulling, as well as hammering and pulling staples, this is truly an all-in-one tool. Includes a heavy, ballistic nylon sheath with staple pouch.




MODEL G8068 ONLY \$8<sup>95</sup>

## HAND TOOLS

**CIRCLIP PLIERS SET**

These heavy-duty convertible pliers include three interchangeable tips, which provide access to nearly any internal or external circlip from 10-50mm. Interchangeable tips are angled at 45°, 90° and 180°. Thick, textured handles provide a sure grip.



MODEL G8069 ONLY \$4<sup>95</sup>

**New!**

**GENERAL**

**TWO POINT SCRIBER**

Hardened and ground steel needle points are fixed to a knurled body. Has one point and one bent point. Measures 8½" overall.



MODEL H0836 ONLY \$2<sup>95</sup>

**New!**

**GENERAL**

**TUNGSTEN CARBIDE SCRIBER AND MAGNET**

Tungsten carbide tip marks hard materials including hardened steel, ceramics and glass. Aluminum, nickel and cobalt alloy permanent magnet picks up small parts and retrieves steel chips from hard to reach places. Scriber point reverses for safety. Overall length is 6".




MODEL H0835 ONLY \$5<sup>95</sup>

**4-PC STAINLESS DENTAL PICK SET**

Whether restoring cut threads or fine scribing, you'll wonder how you ever got along without this Stainless Steel Dental Pick Set. Each pick features

two different pick styles, a knurled handle and measures 6½" long. Set includes protective plastic pouch.



MODEL H0444 ONLY \$5<sup>50</sup>

**COTTER PIN PULLER**

A safe and easy way to remove cotter pins. General's compound bend design allows user to extract cotter pins with either a pull or twist motion. Ideal for use in confined work areas. Plated shaft point is 4½" in length and made of long lasting heat treated high carbon steel. Heavy-duty plastic handle with a comfortable grip.




MODEL H0831 ONLY \$5<sup>95</sup>

**New!**

**GENERAL**

**ANALOG THERMOMETER**

For HVAC, hobby, laboratory, photography, automotive, food preparation and household applications. Analog pocket dial thermometer. Range -40 to 160 degrees Fahrenheit. Stainless steel probe. Protective sheath with pocket clip.



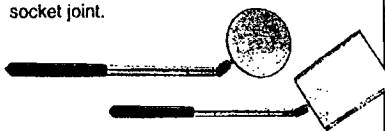
MODEL H0832 ONLY \$5<sup>95</sup>

**New!**

**GENERAL**

**INSPECTION MIRRORS**

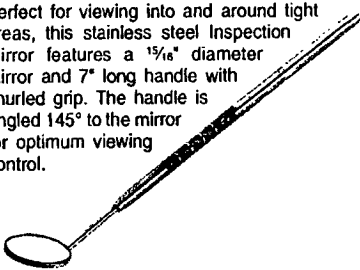
Facilitates the inspection of inaccessible workpieces and machines. Fully polished mirror is enclosed in plated holder which is attached to a knurled handle with ball and socket joint.



Round - 2¼" dia., 10½" long, extends to 15"  
MODEL H0829 ONLY \$3<sup>95</sup>  
Rect - 3½" x 2", 11½" long, extends to 16"  
MODEL H0830 ONLY \$5<sup>95</sup>

**INSPECTION MIRROR**

Perfect for viewing into and around tight areas, this stainless steel Inspection Mirror features a 1½" diameter mirror and 7" long handle with knurled grip. The handle is angled 145° to the mirror for optimum viewing control.




MODEL H0445 ONLY \$3<sup>95</sup>

**GENERAL**

**New!**

**NEODYMIUM MAGNETS - 5 PK.**

Five ¾" diameter Neodymium Magnets with a 2 lb. (1kg) pull. High-power Neodymium Magnets will never lose their magnetism. For unlimited uses in the home, shop, school and office.



MODEL H0833 ONLY \$5<sup>95</sup>

**MONSTER HOOK****TOOL HOLDER**

Fully adjustable for holding most cordless drills, hammers, pneumatic nail guns and staple guns. Fits any tool belt or waist belt. Clips on and off in seconds. Designed for left-handed or right-handed users. Made in USA.



MODEL G9568 ONLY \$10<sup>95</sup>

**New!**

**GENERAL**

**HAND COUNTERSINK**

Prepare countersinks in pilot holes without having to change bits in your drill. This easy-to-use, hand-held countersink features a tough tool steel boring bit that removes stock quickly with just a twist of the wrist.



MODEL H3873 ONLY \$6<sup>95</sup>

**BRUSH FOR PRECISION INSTRUMENTS**

Once we tried this instrument brush on our dusty electronic equipment, we couldn't believe how well it cleaned. Soft bristles get into hard-to-reach places and works better than compressed air.

**YOU MUST BUY THIS!**

S. Balolia,  
President



MODEL G8587 ONLY \$3<sup>95</sup>


CALL 24 HOURS A DAY FROM ANYWHERE IN THE U.S.A. 1-800-523-4777

165

## HAND TOOLS

### 30-PC. SCREWDRIVER BIT SET

Ergonomic handle produces tremendous torque and features a magnetic socket tip for interchanging hex bits and adapters. Magnetic force holds screws on the bit for third-hand convenience. Includes 26 bits of assorted sizes like Phillips®, straight, Torx®, hex drive and square drive, plus a 1/4" socket adapter, bit holder and case.



MODEL G7936 ONLY \$12<sup>95</sup>

### 9-PC. TORX® KEY SET

For Torx® head screws, this set includes: T10, T15, T20, T25, T27, T30, T40, T45 and T50 sizes in a handy organizer.




MODEL H0486 ONLY \$4<sup>95</sup>

### 10-PC. T-HANDLE HEX KEY SETS


Professional quality, chrome vanadium steel T-handle wrench sets provide more power and greater torque. SAE set includes: 3/32", 7/64", 1/8", 9/64", 5/32", 3/16", 7/32", 1/4", 5/16" and 3/8". Metric set includes: 2, 2.5, 3, 4, 4.5, 5, 5.5, 6, 8 and 10mm.

Metric  
MODEL H0487 ONLY \$7<sup>95</sup>  
SAE  
MODEL H0488 ONLY \$7<sup>95</sup>



### HACKSAW

Heavy-duty hacksaw allows you to tension blades to 30,000 PSL. High tension means faster, cleaner cuts and longer blade life. A special insert enables you to use this as a jab saw, too! Blade can be set for 45° flush cutting.



TO BE USED ONLY WITH BI-METAL BLADES

MODEL H3777 ONLY \$24<sup>95</sup>

### BI-METAL BLADES

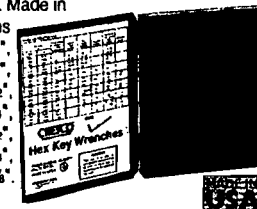
Combination alloy and high speed steel blades.

12" Hacksaw - 18 T.P.I. (Packs of 10)  
MODEL G7288 ONLY \$12<sup>95</sup>  
12" Hacksaw - 24 T.P.I. (Packs of 10)  
MODEL G7289 ONLY \$12<sup>95</sup>  
12" Hacksaw - 32 T.P.I. (Packs of 10)  
MODEL G7290 ONLY \$12<sup>95</sup>

### CHESCO. 18-PC HEX KEY SET IN METAL INDEX BOX

Made from heat treated 8650 alloy steel. Hex size stamped on shaft Black oxide finish. Comes in steel index. Made in USA. Includes

sizes: .028", .035", .050", 1/16", 5/64", 3/32", 7/64", 1/8", 9/64", 5/32", 3/16", 7/32", 1/4", 5/16", 3/8", 1/2", 5/8" and 3/4".



MODEL H0826 ONLY \$22<sup>95</sup>

### CHESCO. 10-PC. T-HANDLE HEX KEY SET

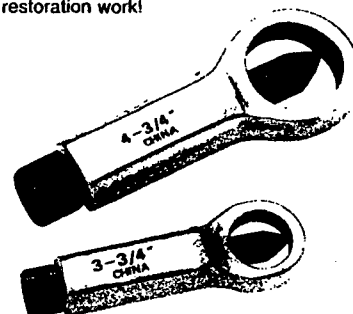
High-quality Chesco™ vinyl-gripped T-handle Allen® wrenches provide the machinist and mechanic with professional torquing power. This 10-piece set features wrenches in 3/32", 7/64", 1/8", 9/64", 5/32", 3/16", 7/32", 1/4", 5/16" and 3/8".



MODEL G5826 ONLY \$29<sup>95</sup>

### NUT SPLITTER SET

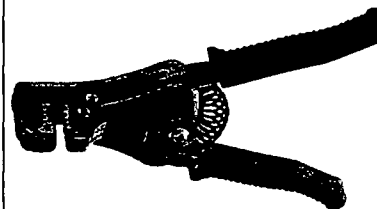
Sometimes the only way to undo corrode nuts and bolts is to saw cut the bolt or us this convenient Nut Splitter. Simply tighte around the nut for quick splitting action. Does not mar the surrounding work are like saw cutting sometimes does. Great for restoration work!



MODEL G9395 ONLY \$4<sup>95</sup>

### WIRE STRIPPER

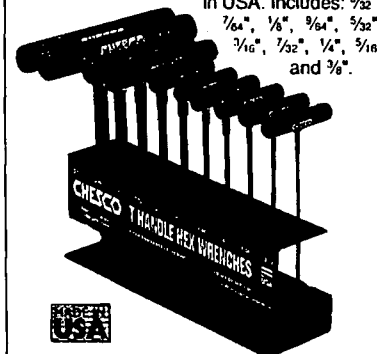
These fully automatic Wire Strippers cut clamp and strip wire insulation in one easy step. Sized for 18, 14, 12, 10 and 8 AWG wire. Includes an adjustable stop gauge for consistent stripped wire ends.



MODEL G9723 ONLY \$7<sup>95</sup>

### CHESCO. 10-PC T-HANDLE BALL END SET

Ball-end design is ideal for hard to reach screws as it allows for angle entry to 25 degrees. Heat treated 8650 alloy steel shafts. Black oxide finish. Solid steel core handles with vinyl grips. 6" long arms. Made in USA. Includes: 3/32", 7/64", 1/8", 9/64", 5/32", 3/16", 7/32", 1/4", 5/16" and 3/8".



MODEL H0825 ONLY \$39<sup>95</sup>



## BONDHUS® 9-PC BALL END HEX SET LARGE

Forged from special Protanium™ steel for extra-high torque, these L-Wrenches feature handy Balldriver® ends. They are also coated with black Proguard™ Dry Finish, which promises up to five times more corrosion resistance. Packaged in the patented Bondhex™ tool case that doubles as extension/leverage handle, and is proudly made in the USA. This set includes sizes: 1.5mm, 2mm, 2.5mm, 3mm, 4mm, 5mm, 6mm, 8mm, 10mm.



MODEL H0804 Metric ONLY \$11<sup>95</sup>

## BONDHUS® 13-PC BALL END HEX SET LARGE

Forged from special Protanium™ steel for extra-high torque, these L-Wrenches feature handy Balldriver® ends. They are also coated with black Proguard™ Dry Finish, which promises up to five times more corrosion resistance. Packaged in the patented Bondhex™ tool case that doubles as extension/leverage handle, and is proudly made in the USA. This set includes sizes: .05", 1/16", 3/32", 1/8", 5/16", 3/8", 1/2", 5/8", 3/4", 7/8", 1", 1 1/8", 1 1/4", 1 1/2", 1 3/4", 2", 2 1/2", 3", 4", 5", 6", 8", 10", 12mm.



MODEL H0805 SAE ONLY \$14<sup>95</sup>

## BONDHUS® 10-PC BALL END HEX SET

Forged from special Protanium™ steel for extra-high torque, these L-Wrenches feature handy Balldriver® ends. They are also coated with black Proguard™ Dry Finish, which promises up to five times more corrosion resistance. Packaged in the patented Bondhex™ tool case that doubles as extension/leverage handle, and is proudly made in the USA. This set includes sizes: 1/16", 3/32", 1/8", 5/16", 3/8", 1/2", 5/8", 3/4", 7/8", 1", 1 1/8", 1 1/4", 1 1/2", 1 3/4", 2", 2 1/2", 3", 4", 5", 6", 8", 10", 12mm.



MODEL H0806 SAE ONLY \$8<sup>95</sup>

## BONDHUS® HAND TOOLS

### BONDHUS® 12-PC BALL END DRIVE BIT SET

Designed for common 1/4" hex adapters, these Protanium™ steel power bits boast 20% more strength than those made of chrome vanadium or carbon steel. They are also coated with black Proguard™ Dry Finish for 5 times more corrosion resistance! Made in USA. This set includes sizes: 3/64", 1/32", 1/16", 1/8", 3/16", 1/4", 5/16", 3/8", 1/2", 5/8", 3/4", 7/8", 1", 1 1/8", 1 1/4", 1 1/2", 1 3/4", 2", 2 1/2", 3", 4", 5", 6", 8", 10", 12mm.



MODEL H0807 SAE ONLY \$29<sup>95</sup>

### BONDHUS® 9-PC BALL END DRIVE BIT SET

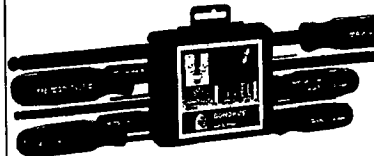
Designed for common 1/4" hex adapters, these Protanium™ steel power bits boast 20% more strength than those made of chrome vanadium or carbon steel. They are also coated with black Proguard™ Dry Finish for 5 times more corrosion resistance! Made in USA. This set includes sizes: 2mm, 2.5mm, 3mm, 4mm, 5mm, 6mm, 8mm, 10mm, 12mm.



MODEL H0808 Metric ONLY \$23<sup>95</sup>

### BONDHUS® 8-PC BALL SCREWDRIVER SET

These screwdrivers feature color coated and ergonomically designed handles that are comfortable to use. Protanium™ steel blades with Proguard™ Dry Finish offer the strongest, corrosion-free ballpoints available. Proportioned handles provide maximum torque without breakage and fit easily inside of the included plastic molded case. Made in USA. This set includes sizes: 2mm, 2.5mm, 3mm, 4mm, 5mm, 6mm, 8mm, 10mm.




MODEL H0809 Metric ONLY \$24<sup>95</sup>

GRIZC-04388

HAND  
TOOLS

### BONDHUS® 13-PC SCREWDRIVER SET

These screwdrivers feature color coated and ergonomically designed handles that are comfortable to use. Protanium™ steel blades with Proguard™ Dry Finish offer the strongest, corrosion-free ballpoints available. Proportioned handles provide maximum torque without breakage and fit easily inside of the included plastic molded case. Made in USA. This set includes sizes: .05", 1/16", 3/32", 1/8", 5/16", 3/8", 1/2", 5/8", 3/4", 7/8", 1", 1 1/8", 1 1/4", 1 1/2", 1 3/4", 2", 2 1/2", 3", 4", 5", 6", 8", 10", 12mm.



MODEL H0810 SAE ONLY \$29<sup>95</sup>

### BONDHUS® FOLDUP TOOL SETS


Choose from a variety of key sets.

H3792 includes: .050", 1/16", 3/32", 1/8", 5/16", 3/8", 1/2", 5/8", 3/4", 7/8", 1", 1 1/8", 1 1/4", 1 1/2", 1 3/4", 2", 2 1/2", 3", 4", 5", 6", 8", 10", 12mm. H3791 includes: 3/64", 1/32", 1/16", 1/8", 3/16", 1/4", 5/16", 3/8", 1/2", 5/8", 3/4", 7/8", 1", 1 1/8", 1 1/4", 1 1/2", 1 3/4", 2", 2 1/2", 3", 4", 5", 6", 8", 10", 12mm. H3794 includes: 1.5, 2, 2.5, 3, 4, 5 and 6mm. H3793 includes: 2, 2.5, 3, 4, 5, 6 and 8mm. H3795 includes: 3/16", 1/8", 1/4", 3/8", 1/2", 5/8", 3/4", 7/8", 1", 1 1/8", 1 1/4", 1 1/2", 1 3/4", 2", 2 1/2", 3", 4", 5", 6", 8", 10", 12mm. H3796 includes: 5, 6, 7, 8 and 10mm. H3799 includes: 3/64", 1/32", 1/16", 1/8", 3/16", 1/4", 5/16", 3/8", 1/2", 5/8", 3/4", 7/8", 1", 1 1/8", 1 1/4", 1 1/2", 1 3/4", 2", 2 1/2", 3", 4", 5", 6", 8", 10", 12mm.

9-Piece Fractional - Medium .05" to 3/16"	MODEL H3792	ONLY \$4 <sup>95</sup>
9-Piece Fractional - Large 3/16" to 1/2"	MODEL H3791	ONLY \$5 <sup>95</sup>
7-Piece Metric - Medium 1.5 to 6mm	MODEL H3794	ONLY \$4 <sup>95</sup>
7-Piece Metric - Large 2 to 8mm	MODEL H3793	ONLY \$6 <sup>95</sup>
5-Piece Ballpoint Fractional 3/16" to 3/8"	MODEL H3795	ONLY \$11 <sup>95</sup>
5-Piece Ballpoint Metric 5 to 10mm	MODEL H3796	ONLY \$11 <sup>95</sup>
8-Piece Star Recessed - T6-T25	MODEL H3797	ONLY \$11 <sup>95</sup>
8-Piece Star Recessed - T9-T40	MODEL H3798	ONLY \$11 <sup>95</sup>
12-Piece Metric and Fractional 1/16" to 2mm	MODEL H3799	ONLY \$8 <sup>95</sup>
H3791 and H3793 Hex Key Combo Set	MODEL H3800	ONLY \$10 <sup>95</sup>
H3791, H3793 and H3798 Hex Key Combo Set	MODEL H3801	ONLY \$21 <sup>95</sup>

CALL 24 HOURS A DAY FROM ANYWHERE IN THE U.S.A. 1-800-523-4777

**DEAD BLOW  
RUBBER MALLETS**

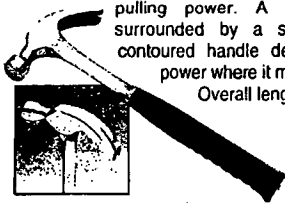


A hefty loading of heavy lead shot in the heads of these dead blow mallets provides exceptional punch and power, without the recoil of traditional sledges. Available in your choice of five weights and sizes, these mallets are finished in a soft rubber coating which minimizes the chance of marring your work. Great for coaxing tight joints, setting plugs or other chores that require plenty of power, combined with a delicate touch. Mallet handles are tapered and checkered for a sure and comfortable grip.

<b>MODEL G8198</b>	1 lb.	<b>ONLY \$6<sup>95</sup></b>
<b>MODEL G8199</b>	1½ lb.	<b>ONLY \$7<sup>95</sup></b>
<b>MODEL G8200</b>	2 lb.	<b>ONLY \$8<sup>95</sup></b>
<b>MODEL G8201</b>	2½ lb.	<b>ONLY \$9<sup>95</sup></b>
<b>MODEL G8202</b>	3 lb.	<b>ONLY \$10<sup>95</sup></b>

**CLAW HAMMERS**


Handsomely-polished hardened steel hammer features a smooth finished face, great balance and aggressively angled claws for greater pulling power. A full shank, surrounded by a soft rubber, contoured handle delivers solid power where it matters most. Overall length 13".



<b>MODEL G8192</b>	16 oz.	<b>ONLY \$9<sup>95</sup></b>
<b>MODEL G8193</b>	20 oz.	<b>ONLY \$9<sup>95</sup></b>

**BALL PEEN HAMMERS**

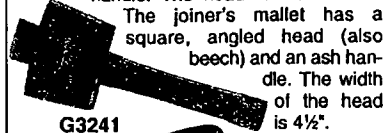
Solidly constructed for maximum power and durability, this mirror polished hammer is unbeatable for the shop bench or tool box. Tough, hardened-steel head is precision forged to minimize marring. Soft, contoured rubber grip provides superior control and all-day comfort. Overall length: G8195 - 13" and G8196 - 14".



<b>MODEL G8195</b>	24 oz.	<b>ONLY \$9<sup>95</sup></b>
<b>MODEL G8196</b>	32 oz.	<b>ONLY \$12<sup>95</sup></b>

**MALLETS**

These fine mallets are designed for use with chisels and gouges. The carver's mallet has a round beechwood head and a solid ash handle. The head diameter is 4".



G3241



G3242

**Record®**

<b>MODEL G3241</b>	Joiner's	<b>ONLY \$16<sup>95</sup></b>
<b>MODEL G3242</b>	Carver's	<b>ONLY \$24<sup>95</sup></b>

**CAMP AXE**

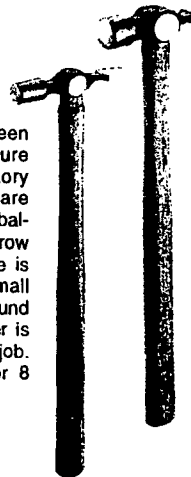
A solid, hardened-steel shank and head ensure that this rubber-handled camp axe will survive years of log splitting, tent staking, kindling making, digging, pounding and just about any other camping chore, without complaint or failure. This 14" long camp axe is brightly polished and ready for action. Weighs 22 ounces.



<b>MODEL G8197</b>	<b>ONLY \$9<sup>95</sup></b>
--------------------	------------------------------

**CROSS PEEN HAMMERS**


These Cross Peen hammers feature genuine hickory handles and are extremely well balanced. The narrow face on one side is for starting small tacks and the round face on the other is for finishing the job. Choose 4 oz. or 8 oz. heads.



<b>MODEL H0563</b>	4 oz.	<b>ONLY \$6<sup>95</sup></b>
<b>MODEL H0564</b>	8 oz.	<b>ONLY \$6<sup>95</sup></b>

**BRASS HAMMERS**


Beautifully polished Brass Hammers provide mass for friendly persuasion, yet won't cause sparks or mar harder metals. Perfect for metalworkers and machinists making delicate adjustments and for woodworkers using wood handled chisels.



<b>MODEL H0982</b>	8 oz.	<b>ONLY \$9<sup>95</sup></b>
<b>MODEL H0969</b>	16 oz.	<b>ONLY \$16<sup>95</sup></b>
<b>MODEL H0970</b>	32 oz.	<b>ONLY \$21<sup>95</sup></b>

**COPPER MALLETS**

Plenty of striking power without the danger of marring finished iron, steel or brass surfaces! These well-balanced copper mallets are ideal for tasks where other mallets might damage delicate components. Mallets feature tough, shock-absorbing fiber-glass handles with non-slip textured rubber grips.



<b>MODEL G8075</b>	½ lb.	<b>ONLY \$7<sup>95</sup></b>
<b>MODEL G8076</b>	1 lb.	<b>ONLY \$9<sup>95</sup></b>
<b>MODEL G8077</b>	2 lb.	<b>ONLY \$12<sup>95</sup></b>

**AUTO BODY FENDER SET**

This shop-quality collection of shaping hammers and dollies will help get your vehicle in shape without putting a dent in your wallet! Set includes a precision double-end hand dolly, utility dolly, curved dolly, and shrinking dolly, standard bumping hammer, pick & finish hammer.




<b>MODEL G8060</b>	<b>ONLY \$14<sup>95</sup></b>
--------------------	-------------------------------



## MALLETS & SCREWDRIVERS

HAND  
TOOLS

### SHOP FOX® MALLETS



These round head mallets feature a tough urethane 360° striking surface that is non marring and very quiet to use. Urethane also provides plenty of mass for tough carving operations. The finely sanded maple handles are turned to yield a comfortable grip for all-day use. Choose from a full selection of Shop Fox® non-marring mallets in a variety of weights for every carving application.

MODEL H0989	12 oz. ONLY	\$18 <sup>95</sup>
MODEL H0990	18 oz. ONLY	\$19 <sup>95</sup>
MODEL H0991	24 oz. ONLY	\$21 <sup>95</sup>
MODEL H0992	30 oz. ONLY	\$23 <sup>95</sup>

### SHOP FOX® BRASS HEAD MALLETS

These Brass Head Mallets provide unequalled control and balance in a compact design and are a real extension of the craftsman's hand. Turned and polished brass heads are joined to finely finished maple handles to create the true essence of form and function.



MODEL H0993	8 oz. ONLY	\$9 <sup>95</sup>
MODEL H0994	12 oz. ONLY	\$11 <sup>95</sup>



## MADE IN GERMANY


GRIZC-04390



When I was setting up my shop, I wanted the very best screwdrivers money can buy. In particular, I was looking for grip comfort, the quality of the tips and the balance. These German made screwdrivers ARE THE BEST – HANDS DOWN! Treat yourself to a set and you will never regret it!  
S. Balofia, President

### 5-PC. SLOTTED/PHILLIPS® SET


Five-piece set features the ultimate cushion grip handles for greater torque. Includes 1/8", 3/32" and 1/4" slotted and #1 and #2 Phillips®.



MODEL H2729 ONLY \$24<sup>95</sup>

### 8-PC. SLOTTED/PHILLIPS® SET


Eight-piece set with cushion grip handles includes 1/32", 1/16", 1/32", 3/16", 3/8" slotted and #1, #2, #3 Phillips®.



MODEL H2730 ONLY \$69<sup>95</sup>

### 7-PC. EXTRA HEAVY-DUTY SLOTTED/PHILLIPS® SET


With hex bolsters and strike plates. Includes 1/32", 1/16", 3/16" slotted and #1, #2, #3 Phillips®.



MODEL H2731 ONLY \$79<sup>95</sup>

### 7-PC. TAMPER RESISTANT TORX® SET


Tamper resistant 7-piece Torx® set with ergonomic cushion grips includes TR7, TR8, TR9, TR10, TR15, TR20 and TR25.



MODEL H2732 ONLY \$44<sup>95</sup>

### 7-PC. NUT DRIVER SETS

Inch set includes 3/16", 1/4", 5/16", 1/32", 3/8", 7/16" and 1/2". Metric set includes 5, 5.5, 6, 7, 8, 10 and 13mm.



MODEL H2736 Inch ONLY \$39<sup>95</sup>  
MODEL H2738 Metric ONLY \$39<sup>95</sup>

### SQUARE DRIVE SCREWDRIVERS


High alloy chrome-vanadium-molybdenum steel blades with hardened chrome-plated tips.



MODEL H2733 #1 Sq. ONLY \$4<sup>50</sup>  
MODEL H2734 #2 Sq. ONLY \$4<sup>95</sup>  
MODEL H2735 #3 Sq. ONLY \$5<sup>50</sup>

### 6-PC. INSULATED SLOTTED/PHILLIPS® SET


Insulation is molded directly onto the blades and certified to 1000 Volts AC. Includes 3/16", 1/4" slotted and #1, #2, #3 Phillips®.



MODEL H2737 ONLY \$36<sup>95</sup>

### 5-PC. INSULATED NUT DRIVER SET


Certified to 1000 Volts AC, this set features SoftFinish® handles for maximum torque. Includes 1/32", 1/4", 3/16", 3/8" and 1/2" drivers.



MODEL H2740 ONLY \$44<sup>95</sup>

### INSULATED PLIER/SCREWDRIVER SET

High visibility comfort grip handles with permanently bonded insulation are certified to 1000 Volts AC. Includes 7" combination plier and #2 Phillips® screwdriver.



MODEL H2739 ONLY \$34<sup>95</sup>


CALL 24 HOURS A DAY FROM ANYWHERE IN THE U.S.A. 1-800-523-4777

**WHEELS/  
CASTERS**

**RUBBER  
WHEELS**

**WHEELS/CASTERS**

GRIZC-04391




G7079

G7080

G7081

Build your own material handlers with these inexpensive rubber wheels in 2½", 4" and 5" sizes. Model G7080 features shielded ball bearing construction.

MODEL	SIZE	AXLE	CAPACITY	PRICE
G7079	2½"	¼"	22 lbs.	\$1.25
G7080	4"	⅝"	90 lbs.	\$4.95
G7081	5"	½"	85 lbs.	\$2.95



G7082

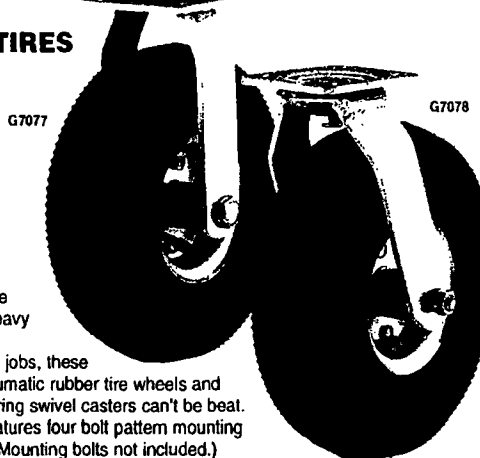
G7083

**8" RUBBER  
WHEELS**

Solid rubber wheels are perfect replacements for dollies, hand trucks and wagons. The Model G7082 features a spoked hub while the Model G7083 features a solid reinforced hub with aggressive wheel tread.

MODEL	SIZE	AXLE	CAPACITY	PRICE
G7082	8"	⅜"	40 lbs.	\$4.95
G7083	8"	7/16"	165 lbs.	\$7.95

**10" TIRES**



G7077

G7078

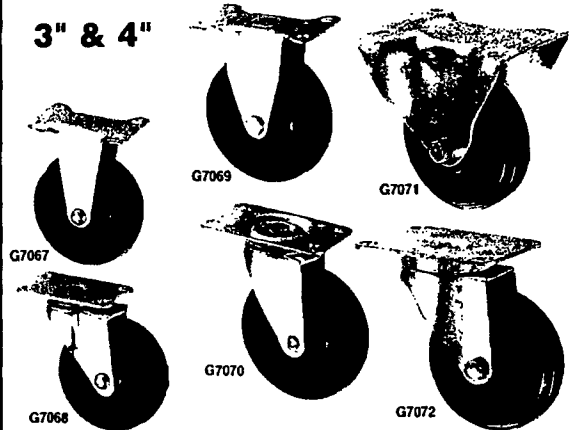
For those super-heavy material handling jobs, these 10" pneumatic rubber tire wheels and ball bearing swivel casters can't be beat. Each features four bolt pattern mounting plates. (Mounting bolts not included.)

MODEL	SIZE	CAPACITY	PRICE
G7077	10" FIXED	300 LBS.	\$17.95
G7078	10" SWIVEL	300 LBS.	\$19.95

**FIXED WHEELS & CASTERS**

These fixed wheels and swivel casters in 3", 4", 5" and 6" sizes provide a whole range of options for shop-made dollies and carts. Each features a four bolt surface mounting plate. (Mounting bolts not included.)

**3" & 4"**

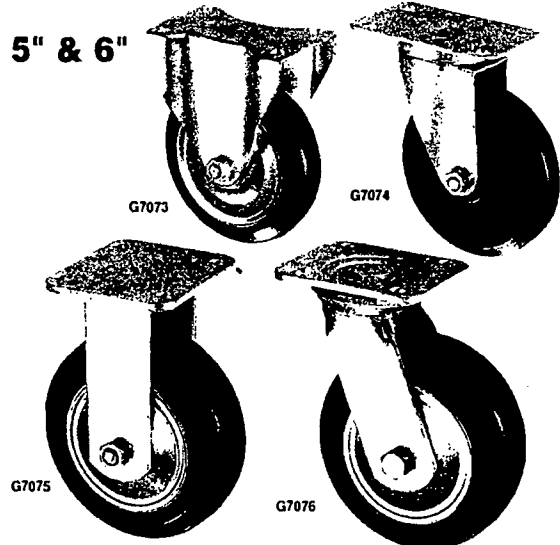


G7068

G7072

MODEL	SIZE	CAPACITY	PRICE
G7067	3" FIXED	45 LBS.	\$3.95
G7068	3" SWIVEL	45 LBS.	\$4.95
G7069	4" FIXED	85 LBS.	\$4.95
G7070	4" SWIVEL	85 LBS.	\$6.95
G7071	4" FIXED - BURGUNDY	110 LBS.	\$6.95
G7072	4" SWIVEL - BURGUNDY	110 LBS.	\$8.95

**5" & 6"**




G7073

G7074

G7075

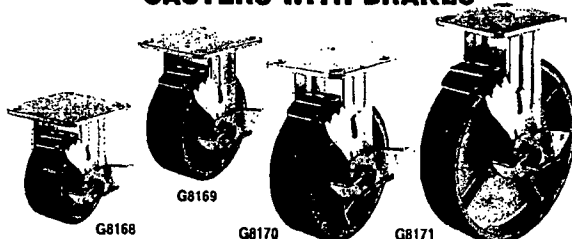
G7076

MODEL	SIZE	CAPACITY	PRICE
G7073	5" FIXED	165 LBS.	\$7.95
G7074	5" SWIVEL	165 LBS.	\$9.95
G7075	6" FIXED	200 LBS.	\$14.95
G7076	6" SWIVEL	200 LBS.	\$16.95

**WHEELS/CASTERS****WHEELS/  
CASTERS****HEAVY-DUTY  
FIXED CASTERS**

Rugged, heavy-duty wheels with an injection molded polyurethane elastomer tire surface. Polyurethane is hard wearing, handles high loads and will not mark the floor. Caster mounting pad has slotted holes with a 3" x 3½" rectangular hole pattern. Wheels have roller bearings which can be re-greased using the grease fitting. Wheels are all 2" wide.

MODEL	WHEEL DIA	HEIGHT	CAPACITY	PRICE
G8164	4"	5¾"	550 lbs.	\$6.95
G8165	5"	6"	600 lbs.	\$8.95
G8166	6"	7"	725 lbs.	\$11.95
G8167	8"	9½"	770 lbs.	\$14.95


**HEAVY-DUTY FIXED  
CASTERS WITH BRAKES**

All the same great features and dimensions as the wheels described above, with the addition of a sure lock braking system. Foot operated pedal seats the steel friction pad against the outer diameter of the wheel, holding it in place until you turn it loose with a flick of the toe.


MODEL	SIZE	CAPACITY	PRICE
G8168	4"	550 lbs.	\$7.95
G8169	5"	600 lbs.	\$9.95
G8170	6"	725 lbs.	\$12.95
G8171	8"	770 lbs.	\$16.95

**10" TUBELESS WHEEL**

Excellent replacement for wheelbarrows, air compressors, carts or any type of equipment needing a large pneumatic wheel. Hub is 4½" diameter with a ¾" bore and has two sets of roller bearings. The reverse side from the one shown has a 1¼" deep boss extending out with a fitting for greasing the bearing. The tire is 2-ply nylon rated for a max load of 260 lbs at 30 PSI inflation. Tire size is 10" / 3.50-4.0 with an overall thickness width of 3.5" and a ribbed tread design. Not for highway use.




MODEL	SIZE	PRICE
G8751	10"	\$8.95

**HEAVY-DUTY  
SWIVEL CASTERS**

Do a little free-wheelin' with these fantastic 360° swivel caster sets. Grease fittings for the swivel and the wheel bearing makes maintenance easy. Polyurethane molded tire has great wear characteristics and won't leave a mark! Mounting pad has a 3" x 3½" rectangular hole pattern.

MODEL	WHEEL DIA	HEIGHT	CAPACITY	PRICE
G8172	4"	5¾"	550 lbs.	\$7.95
G8173	5"	6"	600 lbs.	\$8.95
G8174	6"	7"	725 lbs.	\$12.95
G8175	8"	9½"	770 lbs.	\$16.95

**HEAVY-DUTY  
SWIVEL CASTERS  
WITH BRAKES**


Now you can get the swivel casters described above with a foot operated brake. Just get your cart or machine into place, and with an easy step on this locking pad, you have fixed your load in place. It won't budge until you release it!

MODEL	SIZE	CAPACITY	PRICE
G8176	4"	550 lbs.	\$8.95
G8177	5"	600 lbs.	\$9.95
G8178	6"	725 lbs.	\$13.95
G8179	8"	770 lbs.	\$17.95



**BLACK RUBBER CASTERS**


Heavy-duty solid rubber tire casters are perfect for whatever you need to move. In fixed and swivel versions with three different wheel sizes. On the 4" and 5" models the mounting bolt pattern measures 2 1/4" x 2 1/4", on the 6 1/4" size, the bolt pattern is 4 1/4" x 2 1/4". Integral hub shield helps keep dirt and foreign objects out.



MODEL	SIZE	CAPACITY	PRICE
H0637	4" FIXED	150 LBS.	\$4.50
H0638	5" FIXED	220 LBS.	\$5.75
H0639	6 1/4" FIXED	320 LBS.	\$7.95
H0640	4" SWIVEL	150 LBS.	\$4.95
H0641	5" SWIVEL	220 LBS.	\$5.95
H0642	6 1/4" SWIVEL	320 LBS.	\$8.95

**BLACK RUBBER  
THREADED CASTERS**


Threaded stud M12-1.75 x 40mm makes mounting this swivel caster quick and easy. Put your world on wheels! Heavy-duty solid rubber tires, ball bearing swivel and hub shields make these a great value.



MODEL	SIZE	CAPACITY	PRICE
H0643	4" SWIVEL	150 LBS.	\$5.95
H0644	5" SWIVEL	220 LBS.	\$6.50
H0645	6 1/4" SWIVEL	320 LBS.	\$8.95

**BLACK RUBBER THREADED,  
LOCKING CASTERS**

Positive locking brake pedal not only stops the wheel from rotating, but it also locks the swivel in place. Threaded stud measures 28 mm in length with a M12-1.75 thread. Ball bearing swivel allows quick change of direction.



MODEL	SIZE	CAPACITY	PRICE
H0646	4" SWIVEL	175 LBS.	\$5.75
H0647	5" SWIVEL	240 LBS.	\$6.95
H0648	6 1/4" SWIVEL	330 LBS.	\$9.95

**HEAVY-DUTY  
INDUSTRIAL CASTERS**

Talk about heavy-duty. Welded construction uses steel plate almost 1/4" thick for the wheel support. The wheel hub is tough cast iron. The locking model has a cam-action locking feature with an ON and OFF foot pedal. Wheels have sealed bearings which can be re-greased using the special fitting. Molded polyurethane tread.



MODEL	SIZE	CAPACITY	PRICE
H0649	4" FIXED	550 LBS.	\$12.95
H0650	4" LOCKING	550 LBS.	\$13.50
H0651	5" FIXED	660 LBS.	\$13.95
H0652	5" LOCKING	660 LBS.	\$14.25
H0653	6" FIXED	880 LBS.	\$14.95
H0654	6" LOCKING	880 LBS.	\$15.95

**HEAVY-DUTY INDUSTRIAL CASTERS**


Molded polyurethane wheel runs on roller bearings to provide a smooth action, non-marring wheel for the heaviest applications. Wheel is slightly crowned for easy steering. Available in four sizes with capacity ranging up to half a ton! Mounting hole dimensions are 3 1/2" x 3" for all wheel sizes.



MODEL	SIZE	CAPACITY	PRICE
H0655	4" FIXED	550 LBS.	\$14.25
H0656	5" FIXED	660 LBS.	\$15.95
H0657	6" FIXED	880 LBS.	\$19.95
H0658	8" FIXED	1100 LBS.	\$26.50
H0659	4" SWIVEL	550 LBS.	\$14.95
H0660	5" SWIVEL	660 LBS.	\$16.95
H0661	6" SWIVEL	880 LBS.	\$19.95
H0662	8" SWIVEL	1100 LBS.	\$26.50

**HEAVY-DUTY INDUSTRIAL CASTERS**


Solid rubber knobby-style tire is perfect for wet or uneven surfaces. Rugged steel mounting pad and bracket. Available in two wheel sizes, in either fixed wheel or swivel wheel styles. Swivel bearing can be greased for smooth wheeling.



MODEL	SIZE	CAPACITY	PRICE
H0663	6 1/4" FIXED	440 LBS.	\$12.95
H0664	8" FIXED	500 LBS.	\$14.95
H0665	6 1/4" SWIVEL	440 LBS.	\$13.50
H0666	8" SWIVEL	500 LBS.	\$14.95

## GRAY INDUSTRIAL CASTERS


Rollin', rotlin', rollin' - keep them doggies rolling. Gray rubber tire is ribbed for sure footed wheeling even on wet surfaces. Five tire sizes are available in both swivel and fixed models.



MODEL	SIZE	CAPACITY	PRICE
H0667	3" FIXED	110 LBS.	\$2.95
H0668	4" FIXED	150 LBS.	\$3.95
H0669	5" FIXED	220 LBS.	\$5.95
H0670	6 1/4" FIXED	320 LBS.	\$9.95
H0671	8" FIXED	400 LBS.	\$13.95
H0672	3" SWIVEL	110 LBS.	\$3.95
H0673	4" SWIVEL	150 LBS.	\$4.95
H0674	5" SWIVEL	220 LBS.	\$6.95
H0675	6 1/4" SWIVEL	320 LBS.	\$10.95
H0676	8" SWIVEL	400 LBS.	\$15.95

## GRAY RUBBER CASTERS


Similar to the models described above, except the mounting pad is designed to fit a smaller area. Also available is a swivel model with an easy ON/OFF brake system.



MODEL	SIZE	CAPACITY	PRICE
H0677	2" SWIVEL	110 LBS.	\$2.75
H0678	2" SWIVEL WITH BRAKE	110 LBS.	\$3.25
H0679	3" SWIVEL	150 LBS.	\$3.95
H0680	3" SWIVEL WITH BRAKE	150 LBS.	\$4.50
H0681	4" SWIVEL	175 LBS.	\$5.95
H0682	4" SWIVEL WITH BRAKE	175 LBS.	\$6.50

## GRAY RUBBER CASTERS WITH DOUBLE BRAKES


Double braking system is easily engaged with a flick of the foot. Locks the movement of the wheel and the swivel. Threaded stud measures M12-1.75 x 28mm.



MODEL	SIZE	CAPACITY	PRICE
H0683	3" SWIVEL	150 LBS.	\$5.95
H0684	4" SWIVEL	175 LBS.	\$6.95
H0685	5" SWIVEL	220 LBS.	\$7.95
H0686	3" SWIVEL WITH THREAD	150 LBS.	\$5.95
H0687	4" SWIVEL WITH THREAD	175 LBS.	\$7.50
H0688	5" SWIVEL WITH THREAD	220 LBS.	\$7.95

## RED POLYURETHANE CASTERS


Red, high visibility polyurethane tire is molded onto a hard rubber hub. Roller bearings keep things moving smoothly. In fixed, swivel and swivel with brake models. Brake models stop both the wheel rotation and the swivel movement.



MODEL	SIZE	CAPACITY	PRICE
H0689	3" FIXED	220 LBS.	\$3.95
H0690	4" FIXED	275 LBS.	\$5.95
H0691	5" FIXED	300 LBS.	\$7.95
H0692	3" SWIVEL	150 LBS.	\$4.25
H0693	3" SWIVEL w/ BRAKE	150 LBS.	\$5.95
H0694	4" SWIVEL	275 LBS.	\$7.95
H0695	4" SWIVEL w/ BRAKE	275 LBS.	\$8.95
H0696	5" SWIVEL	300 LBS.	\$8.95
H0697	5" SWIVEL w/ BRAKE	300 LBS.	\$9.95

## RED POLYURETHANE CASTERS WITH THREADED SPINDLES


Same wheel design as described above, only with threaded stud M12-1.75 x 28mm for mounting. Double action braking stops wheel and swivel with one easy movement of the engagement lever.



MODEL	SIZE	CAPACITY	PRICE
H0698	3" SWIVEL	150 LBS.	\$4.95
H0699	3" SWIVEL w/ BRAKE	150 LBS.	\$5.95
H0700	4" SWIVEL	275 LBS.	\$7.95
H0701	4" SWIVEL w/ BRAKE	275 LBS.	\$9.95
H0702	5" SWIVEL	300 LBS.	\$9.95
H0703	5" SWIVEL w/ BRAKE	300 LBS.	\$10.95

## RUBBER CASTERS

Tough molded rubber wheel and heavy steel mounting brackets make these casters a fantastic value. Put everything in your shop and home on wheels.



MODEL	SIZE	CAPACITY	PRICE
H0704	2" FIXED	150 LBS.	\$1.95
H0705	3" FIXED	275 LBS.	\$2.25
H0706	4" FIXED	300 LBS.	\$4.25
H0707	2" SWIVEL	150 LBS.	\$1.25
H0708	3" SWIVEL	275 LBS.	\$2.95
H0709	4" SWIVEL	300 LBS.	\$4.75

**PLASTIC CASTERS**

Molded plastic wheel caster has roller bearings for easy rolling. Mounting pad and bracket are 14 gauge steel. Available in fixed or swivel models, with three different wheel sizes. Great value on an all-purpose utility wheel.



MODEL	SIZE	CAPACITY	PRICE
H0710	3" FIXED	110 LBS.	\$2.95
H0711	4" FIXED	150 LBS.	\$3.95
H0712	5" FIXED	220 LBS.	\$4.95
H0713	3" SWIVEL	110 LBS.	\$3.50
H0714	4" SWIVEL	150 LBS.	\$4.50
H0715	5" SWIVEL	220 LBS.	\$5.50

**NYLON CASTERS**

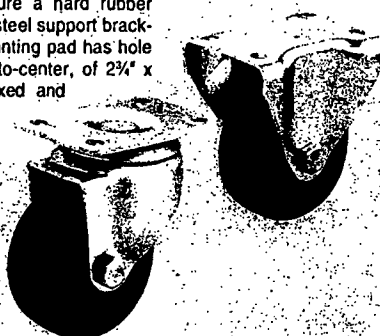
Dual wheel nylon casters are perfect for use on carpeted floors. The brake is an easily foot-operated, positive lock that will stop your office furniture in its tracks. The mounting pad hole dimensions on the 1 1/2" wheel models is 3/4" x 3/4"; for the 2" wheel diameter models this dimension is 1" x 1".



MODEL	SIZE	CAPACITY	PRICE
H0716	1 1/2" SWIVEL	55 LBS.	\$ .95
H0717	1 1/2" SWIVEL w/ BRAKE	55 LBS.	\$1.25
H0718	2" SWIVEL	66 LBS.	\$1.25
H0719	2" SWIVEL w/ BRAKE	66 LBS.	\$1.45

**CASTERS**

These casters feature a hard rubber wheel with a heavy steel support bracket. Rectangular mounting pad has hole dimensions, center-to-center, of 2 3/4" x 1 1/2". Available in fixed and 360° swivel versions.




MODEL	SIZE	CAPACITY	PRICE
H1438	3" SWIVEL	200 LBS.	\$7.95
H1439	3" FIXED	200 LBS.	\$5.95

**WHEELS AND TIRES**

**TOUGH TREAD RUBBER TIRE**

Solid rubber tire with sure grip tread design. Steel hub is riveted in four places to ensure structural integrity. Two ball bearings provide smooth rotation even under maximum loads. Not intended for highway use or high speed applications.



MODEL	SIZE	BORE	CAPACITY	PRICE
H0724	6 1/4"	17mm	330 LBS.	\$6.95
H0725	8"	17mm	440 LBS.	\$9.95
H0726	13 3/4"	25mm	550 LBS.	\$21.95

**RED POLYURETHANE WHEELS**


Red polyurethane tire is molded onto a tough hard rubber hub. Integral roller bearings in the hub make installation on a shaft quick and easy. Rounded profile of the tire delivers minimal rolling resistance, and the polyurethane material will not mar or scuff floor surfaces. A perfect wheel for making your own stand-up scooter!



MODEL	SIZE	BORE	CAPACITY	PRICE
H0727	2"	8.2mm	165 LBS.	\$1.25
H0728	3"	10.2mm	220 LBS.	\$2.75
H0729	4"	11.5mm	275 LBS.	\$4.95
H0730	5"	11.5mm	308 LBS.	\$5.95

**GRAY RUBBER TIRE**

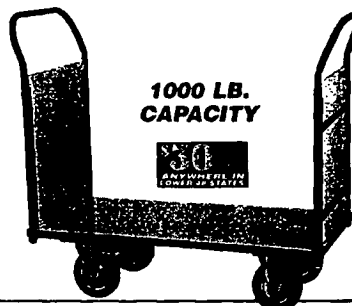
Gray rubber tire on a steel riveted hub. Hub has internal roller bearing for smooth operation. Ribbed tread design is designed for wet or slick surfaces such as hospitals or kitchens. Not intended for highway use or high speed applications.



MODEL	SIZE	BORE	CAPACITY	PRICE
H0720	3"	11.5mm	110 LBS.	\$2.50
H0721	4"	11.5mm	154 LBS.	\$3.50
H0722	5"	15mm	220 LBS.	\$4.50
H0723	8"	20mm	407 LBS.	\$10.95

**CARTS****CARTS****BOX CART  
WITH WOOD SIDES**

This heavy-duty box cart features 8" wheels (2 straight line and 2 swivel locking) and can carry a load up to 1000 lbs. 24" W x 48" L x 43 1/2" H. 95 lbs.



MODEL H0773  
ONLY \$69<sup>95</sup>


**RED SHELF CARTS**

Very convenient for all around shop use, these utility carts can tote around tools, parts or inventory and require a very small foot print. Deep 3 1/2" shelves! Load capacity for both carts is 220 lbs. each and they measure 16" W x 29 1/2" L x 34" H. H0759 is 30 lbs. H0760 is 38 lbs.



MODEL H0759 2-SHELF ONLY \$39<sup>95</sup>

MODEL H0760 3-SHELF ONLY \$44<sup>95</sup>


**3 SHELF CART**

A contemporary looking, low height cart that has no-lip shelves and a non-marring "soft" edge. Distance between shelves is 9". Load capacity is 270 lbs. and it measures 18 1/2" W x 29" L x 35" H. Note: Top shelf height is 24 1/2". 45 lbs. Very smooth!

MODEL H0758  
ONLY \$59<sup>95</sup>

**SHELF CARTS**

These 2 carts feature light weight, but strong wooden shelves for moving a multitude of products. The 3 shelf cart has a shelf with sides and two no-lip shelves. All the shelves on the 5 shelf cart have sides. Capacity on both units is 550 lbs. 3 shelf cart measures: 18 1/2" W x 33" L x 38 1/2" H and weighs 76 lbs. 5 shelf cart measures: 22 1/2" W x 39" L x 66" H and weighs 133 lbs.




MODEL H0772 3-SHELF ONLY \$89<sup>95</sup>

MODEL H0770 5-SHELF ONLY \$119<sup>95</sup>



A variety of models for different applications. H0762 is an appliance hand truck that features a non-marring surface and a heavy locking strap. Capacity is 500 lbs. H0763 is a hand truck that features a dip down extension for moving bulky boxes and items. Capacity is 550 lbs. H0764 is a general purpose hand truck with a lightweight aluminum frame. Load capacity is 250 lbs. H0762 is 44 lbs. H0763 is 33 lbs. H0764 is 38 lbs.

**HAND TRUCKS**

LEFT TO RIGHT:

MODEL H0762 ONLY \$69<sup>95</sup>

MODEL H0763 ONLY \$49<sup>95</sup>

MODEL H0764 ONLY \$59<sup>95</sup>

**MATERIAL CART**

This material cart is used for hauling large sheets of plywood and other bulky items. A very practical, convenient and popular cart for shops that need to move such items. Cart is 37" high and measures 17" wide x 39 1/2" long. Has two straight line casters and two locking/swiveling casters. 550 lb. capacity. 60 lbs.



MODEL H0768 ONLY \$89<sup>95</sup>

**ROUND DRUM DOLLY**

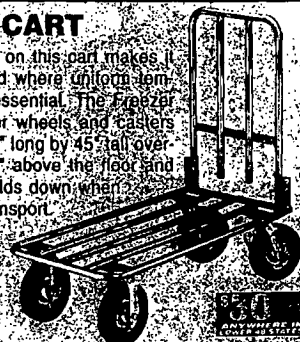
This unit features a 2 1/4" lip and has a total height of 6 1/2" from the floor. 27 1/2" diameter with 4 swiveling casters. Capacity is 450 lbs. 24 lbs.



MODEL H0761 ONLY \$27<sup>50</sup>

**FREEZER CART**

The open frame construction on this cart makes it ideal for handling frozen food where uniform temperature around the cart is essential. The Freezer Cart features 10" hard rubber wheels and casters and measures 24" wide by 48" long by 45" tall overall. The cargo platform is 13" above the floor and the load stabilizing handle folds down when not in use for storage or transport. Shipping weight approximately 95 lbs.



MODEL H0774  
ONLY \$64<sup>95</sup>

CALL 24 HOURS A DAY FROM ANYWHERE IN THE U.S.A. 1-800-523-4777

175

## TOOL CARTS / SHELVING

GRIZC-04397

### TWO SHELF CART (500 LB. CAPACITY)


Two shelf cart is ideal for moving parts and material around the shop or warehouse. Trays are 3 1/2" deep and measure 24" x 36". Five inch wheels are solid rubber for smooth rolling action. Shipping weight approx. 52 lbs.



MODEL G7113 ONLY **\$49<sup>95</sup>**

### 3 SHELF CART

This industrial duty shop cart is made of heavy gauge steel and has three 24" x 36" x 3 1/2" deep shelves, a 10" x 15" x 2 1/4" deep drawer and 5" solid rubber wheels and casters. Shipping weight approx. 65 lbs.



(500 LB. CAPACITY)

MODEL G7107 ONLY **\$59<sup>95</sup>**

### 3 SHELF CART (330 LB. CAPACITY)

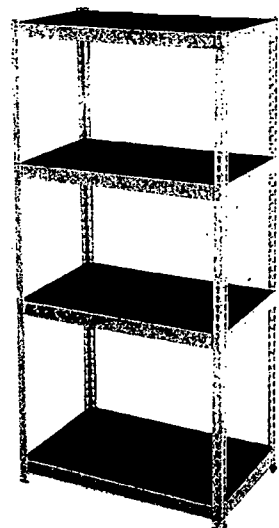
This Three Shelf Cart features 15" x 29" x 3 1/4" deep shelves, a 10" x 15" x 2 1/4" deep drawer and 5" solid rubber wheels and casters. A real mainstay in any tool room. Shipping weight approx. 51 lbs.



MODEL G7106  
ONLY **\$49<sup>95</sup>**

### SHELVING UNIT


Extra heavy-gauge construction and a convenient "keyhole" adjusting system combine to make this economical shelving an excellent choice for the workshop, warehouse, or front office library. This brawny, four-shelf storage rack has an impressive 440-lb. capacity. Measures 35"W x 17 1/4"D x 70"H. Steel corner posts are 16 gauge.



MODEL G8162  
ONLY **\$39<sup>95</sup>**

### TOOL CART (175 LB. CAPACITY)

Perfect for production work, this 175-lb. capacity tool cart combines two 15" casters with a pair of 8 1/2" x 1 1/2" solid rubber wheels to provide excellent mobility and plenty of space for tools, parts, fasteners and other items you'll want close at hand. Heavy-gauge steel construction with a convenient push handle make this cart a pleasure to use.




MODEL G8163  
ONLY **\$44<sup>95</sup>**

### SHELF RACKS



Shelf Racks are great for organized storage in the garage or shop. Both feature bolt-together construction and include rubber foot pads. Three Shelf Rack measures 55"L x 36"W x 16"H. Five Shelf Rack measures 71"L x 36"W x 16"H.



MODEL H2872 3 SHELF - 600# CAP. ONLY **\$19<sup>95</sup>**  
MODEL H2873 5 SHELF - 1000# CAP. ONLY **\$39<sup>95</sup>**

GRIZC-04398

**WAGONS / STORAGE****WAGONS  
& STORAGE****HEAVY-DUTY RED WAGON**

Not just for kids (although they'll appreciate it too), this heavy-duty wagon is great for hauling just about anything. Large pneumatic wheels with aggressive tread smooth out any terrain. Overall size is 33 1/4" L x 15 1/2" W x 15 1/4" H. Shipping weight approx. 32 lbs.

MODEL G7111 ONLY **\$49<sup>95</sup>****HEAVY-DUTY WAGON  
WITH WOOD SIDES**


Kiln dried hardwood sides add a touch of class as well as increased load security to this heavy-duty wagon. Large pneumatic wheels make pulling a breeze. Shipping weight approx. 34 lbs.

MODEL G7112 ONLY **\$59<sup>95</sup>****FOLDING SIDE GARDEN WAGON**


A rugged, Heavy-duty Garden Wagon with sides which fold down when the locking pins are removed. Avoids high lifting when needing to load something heavy or bulky. Pneumatic tires help absorb the bumps. Includes hitch attachment for a garden tractor. Steering handle is padded for comfort. Platform size is 48" x 24". Maximum capacity 1500 lbs. Shipping weight approx. 100 lbs.

**\$50**  
ANYWHERE IN  
THE U.S.A.MODEL H0771 ONLY **\$99<sup>95</sup>****TAPERED WOOD-SIDED WAGON**

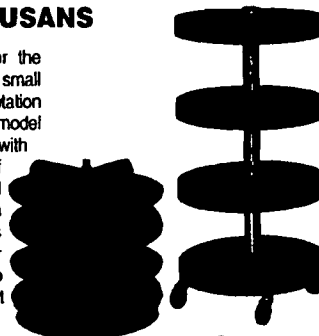
It's like having a flower box on wheels! The 8 1/4" high wooden interlocking side panels can be easily removed to access the spacious 14 1/4" x 33" bed. The 10" pneumatic tires provide a wide-track stance for stability and rolling ease. An extra long steering handle has rubber hand grips.

MODEL H0767 ONLY **\$79<sup>95</sup>****STORAGE BIN KIT**

Twenty-four plastic bins, each measuring 10 1/4" deep x 3 1/2" wide x 4" high, fit onto the conveniently angled steel shelves. The bin unit has overall dimensions of 33" wide x 23" high x 13" deep. The bin kit can sit easily on a workbench or inside of a cabinet.

MODEL H0769 ONLY **\$49<sup>95</sup>****PARTS LAZY SUSANS**

Two different styles perfect for the storage of components in a small amount of space. Full 360° rotation allows easy access. Table top model has four 17 1/2" diameter shelves with four compartments on each shelf and is 18" tall. The floor model also has four shelves, 19 1/4" in diameter, with 6 compartments per shelf and is 37 1/2" tall. Four swivel casters make it easy to maneuver the parts storage right next to the job to be done.

MODEL H0765 TABLE TOP ONLY **\$39<sup>95</sup>**MODEL H0766 FLOOR ONLY **\$49<sup>95</sup>****CALL 24 HOURS A DAY FROM ANYWHERE IN THE U.S.A. 1-800-523-4777**

177

### PLATFORM TRUCKS (1,100 LB. CAPACITY)



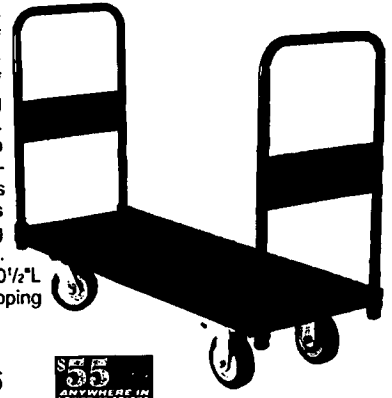
Whether in the warehouse or the workshop, this ruggedly-built platform truck is indispensable for moving heavy loads with ease and control. Reinforced flat platform is rated for weights to 1,100 lbs. Tough tubular steel push handle can be removed for storage or transport. Large 6" casters provide excellent stability. 10" platform height. G8151 - 36"L x 24"W x 36"H. Shipping weight 93 lbs. G8152 - 48"L x 24"W x 36"H. Shipping weight 99 lbs.

MODEL G8151  
ONLY \$89<sup>95</sup>

MODEL G8152  
ONLY \$99<sup>95</sup>



### PLATFORM TRUCK WITH DOUBLE ENDS (1,100 LB. CAPACITY)



Removable push handles at both ends of this platform truck provide an extra degree of stability when stacking cargo for transport. Rated for loads to 1,100 lbs., this heavy-duty steel dolly features 6" wheels and casters for predictable handling when pushed or pulled. 10" platform height. 50 1/2"L x 18 3/4"W x 36"H. Shipping weight 108 lbs.

MODEL G8153  
ONLY \$109<sup>95</sup>



### PALLET JACK - 2 TON CAPACITY

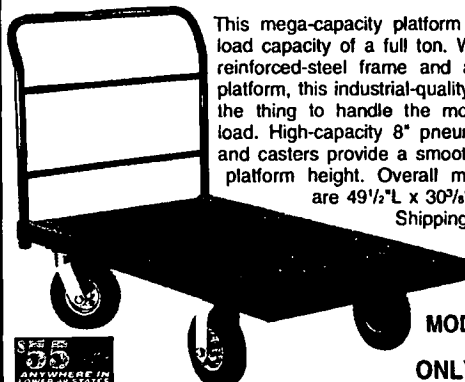


Sized to handle most wooden pallets, this commercial-quality pallet jack features easy-to-use pump-style hydraulic jacking with a convenient lever release. Slightly narrower than many pallet jacks on the market, this model offers added control in tighter quarters, making it the ideal jack for smaller shops and storage areas. Lifts 7 1/2" high. Forks measure 21" tall x 6" wide x 47" long and they're 15" apart. Shipping weight 192 lbs.

MODEL G4025  
ONLY \$239<sup>95</sup>



### PLATFORM TRUCK (2,000 LB. CAPACITY)



This mega-capacity platform truck has a load capacity of a full ton. With a tough, reinforced-steel frame and a 30" x 48" platform, this industrial-quality truck is just the thing to handle the most ambitious load. High-capacity 8" pneumatic wheels and casters provide a smooth ride. 12 1/2" platform height. Overall measurements are 49 1/2"L x 30 3/4"W x 39 1/2"H. Shipping weight 105 lbs.

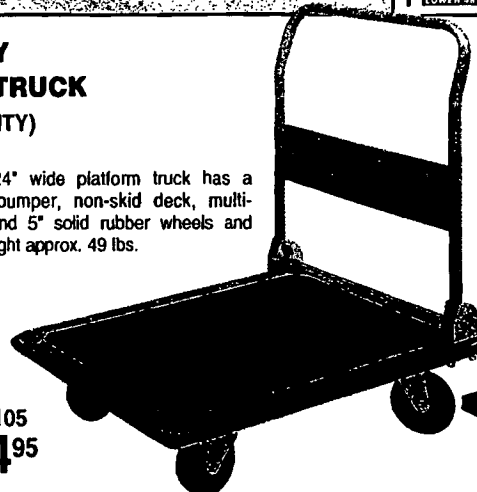
MODEL G8156  
ONLY \$89<sup>95</sup>



### HEAVY-DUTY PLATFORM TRUCK (600 LB. CAPACITY)

This 35" long by 24" wide platform truck has a continuous rubber bumper, non-skid deck, multi-positioning handle and 5" solid rubber wheels and casters. Shipping weight approx. 49 lbs.

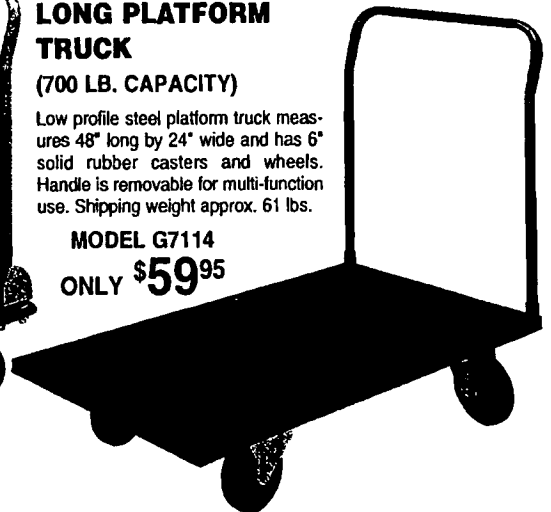
MODEL G7105  
ONLY \$44<sup>95</sup>




### LONG PLATFORM TRUCK (700 LB. CAPACITY)

Low profile steel platform truck measures 48" long by 24" wide and has 6" solid rubber casters and wheels. Handle is removable for multi-function use. Shipping weight approx. 61 lbs.

MODEL G7114  
ONLY \$59<sup>95</sup>



**CARTS****CARTS****FURNITURE DOLLY (900 LB. CAPACITY)**

Padded with carpet to protect fine finishes, this 18" x 30" furniture dolly is ruggedly built of select hardwood and 4" solid rubber casters. Don't make a move without it. Shipping weight approx. 18 lbs.

**MODEL G7109 ONLY \$19<sup>95</sup>**

**FURNITURE PLATFORM DOLLY (1000 LB. CAPACITY)**

This solid surface, kiln-dried hardwood furniture dolly is a real time and back saver. Features eased edges and 4" solid rubber casters all the way around. Measures 36" long by 24" wide. Shipping weight approx. 30 lbs.

**MODEL G7110 ONLY \$37<sup>50</sup>**

**DRUM DOLLY**

Sized for 55 gallon drums, this 650 lb. capacity drum dolly features four 3" swivel casters for effortless mobility. Recessed base design locks drum to the dolly so the drum won't slide off. Ideal for 2-stage, drum mounted dust collectors.

**MODEL G8157 ONLY \$24<sup>95</sup>**

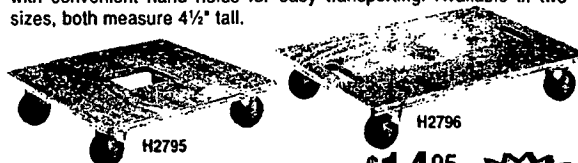
**KNEE SAVER DOLLY**

Give your body a break! Use this 9" x 14" dolly whenever your work requires extended kneeling on concrete, wood or pavement. This affordable dolly features a 1/2" thick rubber pad that cushions your knees and lower back from needless fatigue. Rugged 2" ball-bearing casters make it easy to move quickly and comfortably while kneeling.

**MODEL G8078 ONLY \$17<sup>95</sup>**

**WOOD FURNITURE DOLLIES (600 LB. CAPACITY)**

These economically priced Wood Furniture Dollies feature 3" solid rubber swivel casters and high grade plywood construction with convenient hand holds for easy transporting. Available in two sizes, both measure 4 1/2" tall.



**MODEL H2795 17 1/2" x 17 1/2" ONLY \$14<sup>95</sup>**

**MODEL H2796 17 1/2" x 23" ONLY \$14<sup>95</sup>**

**New!****HAND TRUCK****(220 LB. CAPACITY)**

Wide swept rubber grips and solid 8" x 1 3/4" tires with rugged lug treads deliver excellent, affordable control for loads to 220 lbs. Durable welded steel frame provides years of dependable service. 39 3/4"H x 18W x 14 3/4"D.

**MODEL G8158 ONLY \$24<sup>95</sup>**

**HAND TRUCK****(550 LB. CAPACITY)**

Pack this heavy-duty hand truck with up to 550 lbs. of cargo in its upright position, or lay it down on its tough, tubular handle for convenient horizontal loading. Premium steel frame features flat reinforcement plates and guards to prevent wheel friction under load. Extra-large 10" x 3 1/2" pneumatic lug wheels. 53"H x 21 1/4"W x 19 1/2"D.

**MODEL G8159 ONLY \$44<sup>95</sup>**

**HAND TRUCK****(550 LB. CAPACITY)**

Railroad-style hand truck incorporates a gentle tilt toward the operator that helps balance your load and minimize the possibility of an unscheduled off-load. Hefty 550 lb. capacity. Brawny steel frame with comfortable textured wood grips and 10" x 3 1/2" pneumatic lug wheels. 48 1/2"H x 21 1/4"W x 19 1/2"D.

**MODEL G8160 ONLY \$49<sup>95</sup>**

**CALL 24 HOURS A DAY FROM ANYWHERE IN THE U.S.A. 1-800-523-4777**




**CARTS**

## FOR YOUR GARDEN

GRIZC-04401

### NURSERY DOUBLE CART (350 LB. CAPACITY)

Distribute up to 350 lbs. of payload between two high-capacity steel grate shelves and enjoy the convenience of complete mobility! This ruggedly-constructed cart places a wealth of items within easy reach on its top shelf, while the lower shelf provides an excellent storage location for spares. Large 10" x 3 1/2" pneumatic lug wheels roll easily over a wide variety of surfaces. Includes a pivoting tube-steel steering handle. 38"L x 20"W x 32"H. Shipping weight approx. 70 lbs.



MODEL G8155 ONLY **\$119<sup>95</sup>**

### NURSERY PLATFORM TRUCK (350 LB. CAPACITY)

Designed primarily for the nursery industry, this platform truck with extra-large 10" x 3 1/2" pneumatic lug wheels is perfect for just about anything weighing up to 350 lbs. Heavy-gauge grating provides superior strength and support. Tubular steel steering handle delivers plenty of leverage for confident control over a variety of surfaces. 48"L x 24"W x 13"H. Shipping weight approx. 64 lbs.



MODEL G8154 ONLY **\$79<sup>95</sup>**

### ALL STEEL ROUND HEAD SHOVEL


The D-handle on this shovel makes trenching or turning the garden soil an easy task. The top edge of the shovel has a rolled edge to make it easier to apply foot pressure for digging in hard earth. The 14 gauge steel shovel head is swaged and welded onto a 1 1/4" diameter steel handle which is ribbed for strength. Shovel area measures approximately 9" wide by 11 1/2" deep, overall length is 38".



MODEL H0605  
ONLY **\$9<sup>95</sup>**

### ALL STEEL SQUARE HEAD SHOVEL

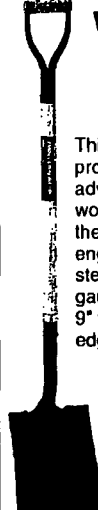
A rugged all steel D-handle shovel perfect for moving gravel, garden mulch or any task where scraping material off of a flat surface is required. Welded construction and 14 gauge steel shovel head will take the toughest abuse. Shovel area measures 10" wide by 11 1/2" deep to maximize the amount of material per shovel load. Overall length 38".



MODEL H0606  
ONLY **\$9<sup>95</sup>**

### WOODEN HANDLE SQUARE HEAD SHOVEL

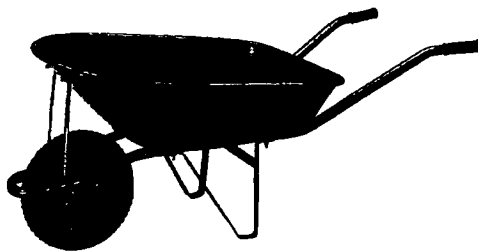
This 48 1/2" overall length shovel provides extra reach and ergonomic advantage to the taller user. The wooden handle is contoured to join the forged shovel socket with 8" of engagement, and is pinned with a steel rivet to avoid twisting. The 14 gauge steel shovel head measures 9" wide by 11" deep with a rolled top edge for a convenient foot hold.



MODEL H0607  
ONLY **\$12<sup>95</sup>**

### WHEEL BARROW (SINGLE WHEEL)


Tough enough for working around the job-site as well as around the yard, this large A capacity wheel barrow easily assembles for years of use. Features pneumatic wheel with an aggressive tread. Load capacity is 360 lbs. Volume capacity is 3 cubic feet. Shipping weight approx. 29 lbs.



MODEL G7103 ONLY **\$34<sup>95</sup>**

### WHEEL BARROW (DOUBLE WHEEL)

Two pneumatic wheels for greater loads and stability make this large capacity, double wheel barrow a pleasure to use. Extended front bumper makes dumping a breeze and long handles are easy on the back. Load capacity is 330 lbs. Volume capacity is 5 cubic feet. Shipping weight approx. 47 lbs.




MODEL G7104 ONLY **\$49<sup>95</sup>**

# CAST IRON LAWN FURNITURE

LAWN  
FURNITURE

## 5-PC. OUTDOOR TABLE & CHAIRS SET

Set includes one table and four chairs. Beautiful set. Table is 30" high, 30" wide. Chairs are 20 1/2" wide. Contoured back. Seats are comfortable. Round seat. Slats are varnished hardwood. Shipping weight 118 lbs.



MODEL H0617 ONLY \$275<sup>00</sup>

## MATCHING BENCH


A beautiful companion piece to the table and chair set. Position this love seat near the table set and enjoy conversations with your dinner guests in the evenings. Bench measures 41 1/2" long and is easily assembled with hand tools. Slats are varnished hardwood. Shipping weight 37 lbs.



MODEL H0618 ONLY \$69<sup>95</sup>

## MATCHING CHAIR

If you need additional chairs to accompany the table set, pick up a few of these. An economical way to provide extra seating. The same durable cast iron and hardwood design. Chair back is curved for comfort. Shipping weight 24 lbs.



MODEL H0619 ONLY \$54<sup>95</sup>

## BASKET WEAVE WIDE CHAIR

This curved seat chair is extra wide - 24 1/2" - for comfort and good looks. Goes great with the basket weave bench shown above. Same great construction and cast iron materials. A wonderful way to place seating elements all around the garden to make it a restful and rejuvenating place to be. Shipping weight 58 lbs.



MODEL H0620 ONLY \$39<sup>95</sup>

## BASKET WEAVE BENCH

Heavy-duty cast iron sides and back have an antiqued verdigris finish. Classic basket weave design on the back is surrounded by varnished hardwood. Reinforced seat slats provide comfortable seating. 50" long, seat height 15". Shipping weight 80 lbs.



MODEL H0621 ONLY \$69<sup>95</sup>

## GARDEN BENCH

Ornate back design is a definite statement of class and elegance. Hardwood slats and back tie together the cast iron elements in this 50" long bench. Assembles in minutes. Verdigris finish on the cast iron requires no maintenance. Shipping weight 74 lbs.



MODEL H0622 ONLY \$69<sup>95</sup>

## GOLF BENCH

Great for the golf course or your backyard. Lady golfer is shown in bas-relief on the back of this 50" long bench. Cast iron components have a beautiful verdigris finish. Shipping weight 99 lbs.



MODEL H0623 ONLY \$74<sup>95</sup>

## PARK BENCH

Sit back, relax, and enjoy the work you've done in the yard. End pieces and the back inset are tough cast iron with a green verdigris finish. Hardwood slats are finished with a weather-resistant varnish. Bench is 50" long. Easy to assemble. Shipping weight 82 lbs.



MODEL H0624 ONLY \$69<sup>95</sup>

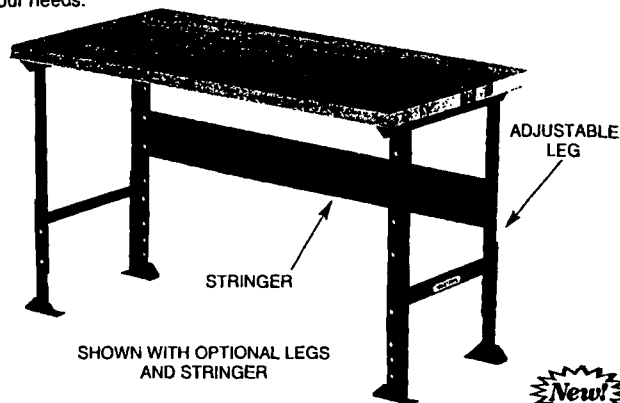
CALL 24 HOURS A DAY FROM ANYWHERE IN THE U.S.A. 1-800-523-4777

workbench.com

## MAPLE WORKBENCH TOPS

Since the first day Grizzly started, we have been using these Maple Workbench Tops in our shipping and service departments. We estimate that we have over 200 tops in use and expect them to be in service probably for the next 50 years! Our workbench tops are made of solid 1 1/4" USA grown hard rock (sugar) maple strips that are laminated to each other and then coated with food-safe Durakryl finish. The tops, bottoms and all edges are sealed and the appearance is clear, satin smooth, low sheen and natural in color. There is no odor to the finish and they can be cleaned like any other counter surface using soap and water, bleach or nail polish remover.

Build your own workbench using our excellent selection of tops. Our optional adjustable Shop Fox® legs are extremely heavy-duty allowing you to customize your workbench size according to your needs.



New!

MODEL	MAPLE TOP SIZE	PRICE EACH	SHIPPING COST
G9912	36" W x 24" D x 1 1/4"	\$79.95	\$9.50
G9913	48" W x 30" D x 1 1/4"	\$122.95	\$55.00
G9914	60" W x 30" D x 1 1/4"	\$149.95	\$55.00
G9915	72" W x 30" D x 1 1/4"	\$179.95	\$55.00
G9916	96" W x 30" D x 1 1/4"	\$235.00	\$55.00
G9917	120" W x 30" D x 1 1/4"	\$345.00	\$55.00
G9918	60" W x 36" D x 1 1/4"	\$179.00	\$55.00
G9919	72" W x 36" D x 1 1/4"	\$215.00	\$55.00
G9920	120" W x 36" D x 1 1/4"	\$475.00	\$55.00

### GOOD STUFF WOOD FINISH FOR MAPLE TOPS

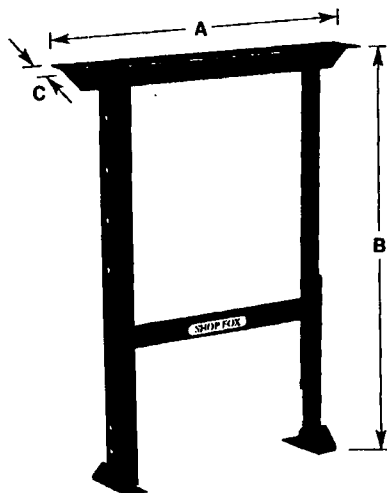
For bare wood surfaces, this fast drying synthetic oil has been formulated to enhance the natural look of wood. The dry film is non-toxic, alcohol resistant and FDA approved for food contact.



MODEL H2370	1/4 Pt ONLY	\$9 <sup>95</sup>
MODEL H2371	Pt. ONLY	\$14 <sup>95</sup>
MODEL H2372	Qt. ONLY	\$19 <sup>95</sup>

## SHOP FOX® ADJUSTABLE HEIGHT LEGS AND STRINGERS

Shop Fox® adjustable legs are amongst the heaviest duty legs on the market today. They are made of 2 x 2 x 1/8" angle iron and plate steel and can be bolted to the floor. Capacity per leg is 2000 lbs!



MODEL	DESCRIPTION	A	B	C	PRICE EACH
G9923	Adjustable Leg	28"	30" to 36" H	4"	\$39.95
G9924	Adjustable Leg	35 3/4"	30" to 36" H	4"	\$49.95

### 6" WIDE STRINGERS

Stringers are used to brace the legs and prevent the whole workbench from moving side to side giving it a solid, firm feel.





MODEL	LENGTH	PRICE EACH
G9925	60" Long	\$24.95
G9926	72" Long	\$29.95

## SHOP FOX® WOOD RACKS

workbench.com

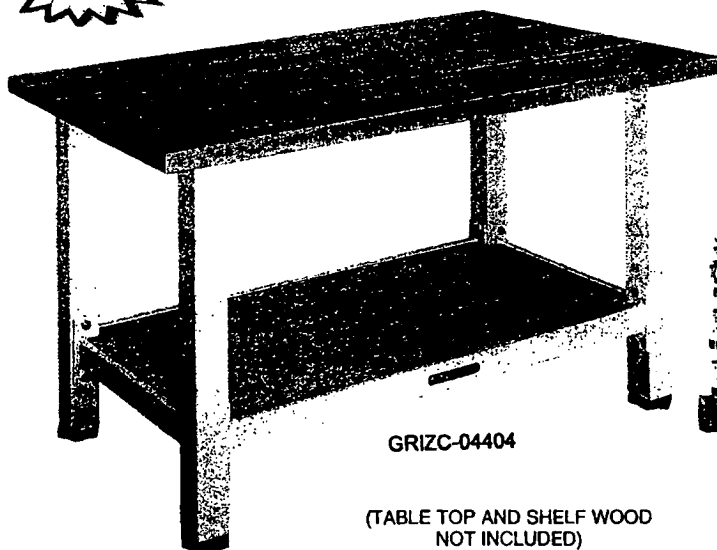
Every well-equipped shop needs a wood storage system to protect valuable lumber. This rack system features interchangeable Rack Bars and Shelf Brackets to create simple or elaborate wood racks. 24" and 48" Rack Bars can be joined together to provide 6 feet of vertical storage capacity. Assembly instructions included.



MODEL H2533	24" Wood Rack Bars (pair)	ONLY	\$12 <sup>95</sup>
MODEL H2534	48" Wood Rack Bars (pair)	ONLY	\$17 <sup>95</sup>
MODEL H2535	12" Wood Rack Shelf Bracket (pair)	ONLY	\$6 <sup>95</sup>
MODEL H2536	18" Wood Rack Shelf Bracket (pair)	ONLY	\$8 <sup>95</sup>

**New!**


## SHOP FOX® SUPER HEAVY-DUTY WORKBENCH LEG SYSTEM



GRIZC-04404

(TABLE TOP AND SHELF WOOD NOT INCLUDED)

For the ultimate workbench, this Super Heavy-Duty Workbench Leg System features square column steel legs with adjustable foot pads and rectangular steel cross braces for unparalleled strength and stability. Assembly is fast and simple with bolt-together legs and cross braces. Cross braces have a built-in recess for an added 1/4" plywood shelf. Overall assembled size without top is 32" high x 56" wide x 28" deep.



**5000 LB. +  
CAPACITY**

MODEL H2612 ONLY \$149<sup>95</sup>

**\$30**  
ANYWHERE IN  
LOWER 48 STATES

CALL 24 HOURS A DAY FROM ANYWHERE IN THE U.S.A. 1-800-523-4777

183

**VACUUM  
CLAMPING**

## VACUUM CLAMPING SYSTEMS

GRIZC-04405

Vacuum clamping systems are one of the best investments you will make for your shop. Whether you're routing, veneering, milling or sanding, vacuum systems increase production efficiency by up to 300%, as well as allow you to hold "difficult" pieces easily and quickly. All Vacuum Clamping Systems provide 1,800 lbs./sq. ft. of holding force for confident clamping and the soft vacuum tape won't scratch or mar your workpiece.

### EXAMPLE OF ONE OF MANY USES



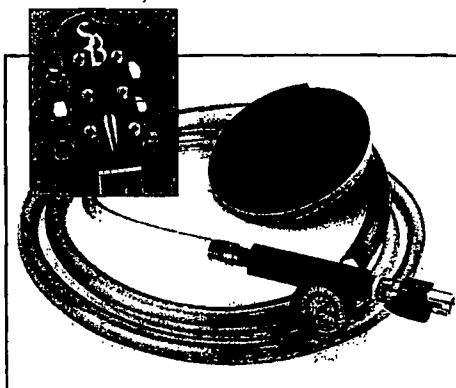
Guitar headpiece jig showing neoprene seals



Blank piece of ebony held to the jig by vacuum



Edge is easily routed off




### MANUAL SYSTEMS

These are operated by a hand valve. Each kit includes VAK pump, 5' hose, 10' neoprene tape, gauge, brass fittings and on/off valve.

MODEL	VACUUM FLOW	AIR NEEDED @ 85 PSI	RECOMMENDED COMPRESSOR SIZE	PRICE
H0737	3.2 CFM	4 CFM	1 - 2 H.P.	\$139.95
H0738	5.2 CFM	6.5 CFM	2 - 4 H.P.	\$175.00

### FOOT CONTROL SYSTEMS

For the ultimate in clamping convenience and production efficiency, these vacuum clamping systems are controlled with a foot switch, freeing up your hands to position the workpiece or maintain control of the router or sander. Press the foot switch to turn on and press again to turn off. Each system includes foot switch, vacuum gauge, pressure gauge, 100' neoprene tape and 5' hose.



SEE PAGE 254 FOR VENEERS

MODEL	VACUUM FLOW	AIR NEEDED @ 85 PSI	RECOMMENDED COMPRESSOR SIZE	PRICE
H0739	3.2 CFM	4 CFM	1 - 2 H.P.	\$249.95
H0740	5.2 CFM	6.5 CFM	2 - 4 H.P.	\$289.95

### OPTIONAL ACCESSORIES

#### QUICK DISCONNECT KIT

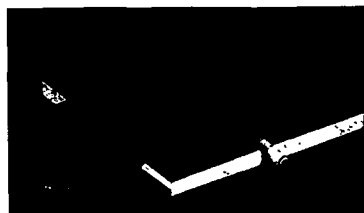
Make your own jigs or multiple clamping systems. Includes 5 males, 1 female, 1 tee for 3/8" I.D. hose.



MODEL H0744 ONLY \$15<sup>00</sup>

#### BASE PLATE

This 9" x 9" x 3/4" plate allows you to start right away. Apply neoprene tape to top and bottom and you are set to go.



MODEL H0745 ONLY \$29<sup>95</sup>

#### NEOPRENE VACUUM TAPE

Self adhesive foam tape for making an air tight seal.





MODEL H0746 25' ONLY \$17<sup>95</sup>  
MODEL H0747 50' ONLY \$25<sup>95</sup>

## VENEERING SYSTEM

For veneering and clamping irregularly shaped work, you can't beat a vacuum clamping system. With this system, you get 1800 lbs/sq. ft. of even pressure, deeper penetration of glues and for curved work, you only need to make one side of the form. Ideal for instrument makers!

Bags are made of polyurethane, a tough industrial grade material that stretches better, returns to its original shape better, doesn't cut as easily or develop pin holes as readily as other material. Bags sold separately.



VACUUM  
CLAMPING

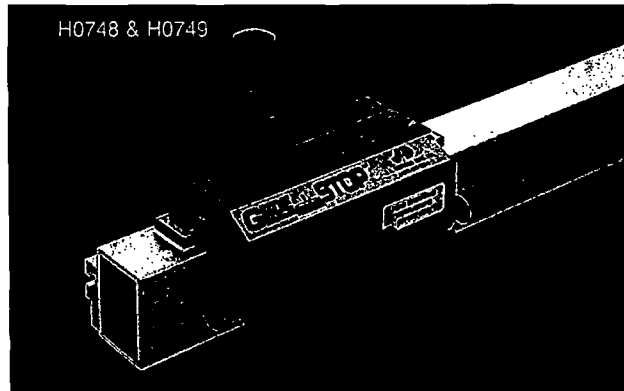
MODEL	VACUUM FLOW	AIR NEEDED @ 85 PSI	RECOMMENDED COMPRESSOR SIZE	PRICE
H0741	5.2 CFM	6.5 CFM	2-4 H.P.	\$479.95

### POLYURETHANE BAGS

MODEL H0742	4' x 27" 20 MIL POLYURETHANE BAG	\$139.95
MODEL H3867 <i>New!</i>	5'-3" x 52" 20 MIL POLYURETHANE BAG	\$199.95
MODEL H0743	8'-6" x 52" 20 MIL POLYURETHANE BAG	\$279.95
MODEL H3868 <i>New!</i>	10'-6" x 72" 20 MIL POLYURETHANE BAG	\$549.95

## GLIDE STOP™ SYSTEMS


If you do a lot of various length repetitive cuts with your cut-off saw, this incredible patented Glide Stop™ System allows multiple set-ups for different lengths of cuts. You can preset virtually any length and simply release the quick set lever to slide the stop to the desired location. Imagine the time savings of presetting all your cuts and never having to measure and reset the stop. And, for even greater versatility, you can add extra T-slot track to extend the Glide Stop™ System to cut virtually any length work-piece. Glide Stop™ features ultra-smooth action and fine precision adjustment. Operates like a computer controlled stop system, but without the high cost!



H0748 & H0749



H0754



H0755

MODEL	DESCRIPTION	PRICE
H0748	COMPLETE SYSTEM INCLUDES 6'6" TRACK WITH GLIDE STOP AND MOUNTING BRACKETS	\$335.00
H0749	COMPLETE SYSTEM INCLUDES 8'6" TRACK WITH GLIDE STOP AND MOUNTING BRACKETS	\$365.00
G3120	LEFT READING TAPE (6')	\$6.95
G3121	RIGHT READING TAPE (6')	\$6.95
H0752	EXTRA 6'6" T-SLOT TRACK PACKAGE	\$129.95
H0753	EXTRA 8'6" T-SLOT TRACK PACKAGE	\$159.95
H0754	COMBINATION INSIDE/OUTSIDE MITER FENCE	\$69.95
H0755	GANG STOP FENCE	\$59.95

GRIZC-04406


CALL 24 HOURS A DAY FROM ANYWHERE IN THE U.S.A. 1-800-523-4777

185

**AUTOMOTIVE**

## TIE-DOWN STRAPS

GRIZC-04407



With these Tie-down Straps you can make short work of hauling and securing loads. All four of these models feature ratchet tie-downs with quick releases and plastic coated hooks for a no-slip, no-rattle connection. The G8999 uses a 2" web material rated to 4400 lbs. test load. The other models are 1" web rated at 1500 lbs. test. (Actual working load should be limited to approximately 1/3 of the full test load limit.)

MODEL G8996	1500 lb	1-pc. 15'	ONLY \$4 <sup>95</sup>
MODEL G8997	1500 lb	2-pc. set 15'	ONLY \$8 <sup>95</sup>
MODEL G8998	1500 lb	4-pc. set 15'	ONLY \$14 <sup>95</sup>
MODEL G8999	4400 lb	1-pc. 20'	ONLY \$9 <sup>95</sup>

## RATCHET HOISTS

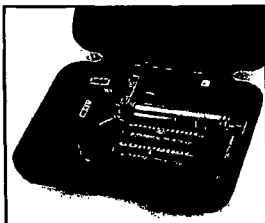
These ratcheting hoists control the load while it is being lifted or lowered. Free wheel setting allows chain slack to be quickly taken up. All have rugged forged hooks with safety latches and swivels. Three sizes to choose from depending on your lifting needs.



MODEL G8709	3/4 ton	ONLY \$69 <sup>95</sup>
MODEL G8710	1 1/2 ton	ONLY \$89 <sup>95</sup>
MODEL G8711	3 ton	ONLY \$129 <sup>95</sup>

## CORDLESS POWER-LUBER

7.2V Lincoln Power-Luber is up to 5 times faster than manual grease guns. 18" flex-hose delivers up to 6000 PSI! Includes custom case and charger. Grease sold separately.



Cordless Power-Luber	
MODEL H1310	ONLY \$139 <sup>95</sup>
Multi-Purpose Lithium Grease - 10 pack	
MODEL H1311	ONLY \$14 <sup>95</sup>

## STAINLESS MAGNETIC DISHES AND TRAYS

There's nothing more aggravating than lost parts. These stainless steel magnetic dishes and trays keep small parts close at hand and secure anywhere a magnet will stick. Perfect for car repairs and machine tool setups.



MODEL G9718	4" Dish	ONLY \$2 <sup>95</sup>
MODEL G9719	6" Dish	ONLY \$4 <sup>95</sup>
MODEL G9720	5 1/2" x 9" Tray	ONLY \$7 <sup>95</sup>
MODEL G9721	6" x 14" Tray	ONLY \$9 <sup>95</sup>
MODEL G9722	10 1/2" x 11 1/2" Tray	ONLY \$14 <sup>95</sup>

## CHAIN HOISTS / BLOCKS

Unbeatable for those heavy lifting chores. These hoists can be mounted to a fixed point or a moveable trolley system. The simple chain-and-pulley gearing system is highly efficient, allowing the use of a low hand pressure to lift a heavy weight. Can be used in remote locations where power may not be available. Heavy-duty forged hooks with lock tabs insure the load stays on the hook. The hooks also include swivels to help orient the load. Self-adjusting brake mechanism holds the load in place between pulls of the chain. These chain hoists are an ideal addition to your auto, farm or machine shop.

### CAPACITY HEADROOM LIFT

MODEL G8703	1/2 ton	11"	10'	ONLY \$34 <sup>95</sup>
MODEL G8704	1 ton	11 3/4"	10'	ONLY \$39 <sup>95</sup>
MODEL G8705	1 1/2 ton	14 3/16"	10'	ONLY \$49 <sup>95</sup>
MODEL G8706	2 ton	15"	10'	ONLY \$59 <sup>95</sup>
MODEL G8707	3 ton	18 1/2"	12'	ONLY \$79 <sup>95</sup>
MODEL G8708	5 ton	23 3/4"	12'	ONLY \$99 <sup>95</sup>

\*G8708 SHIP ANYWHERE WITHIN 48 STATES FOR \$30<sup>00</sup>

## 4" HEAVY-DUTY GEAR PULLER

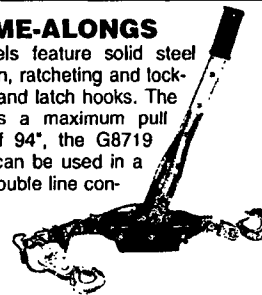
Indispensable for pulling gears or pulleys. Can be used in either a 2 or 3 jaw configuration. The 4" jaw fingers are also reversible. The screw has a live center and is made of hardened steel.



MODEL G8995 ONLY \$12<sup>95</sup>

## COME-ALONGS

Both models feature solid steel construction, ratcheting and locking levers and latch hooks. The G8718 has a maximum pull distance of 94", the G8719 98". Both can be used in a single or double line configuration.



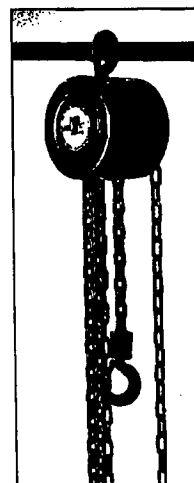
MODEL G8718	2 ton	ONLY \$12 <sup>95</sup>
MODEL G8719	4 ton	ONLY \$19 <sup>95</sup>

## 3 1/2 TON HIGH LIFTING JACK

Heavy-duty cast iron construction allows lifting up to 7000 lbs! Mechanism uses a double pin walking-action to raise and lower loads. Can be used to lift, spread or clamp from 5" to 39". Long 27" handle gives excellent mechanical advantage for easy lifting.



MODEL G8720 ONLY \$39<sup>95</sup>



## HYDRAULIC FLOOR JACKS

These jacks feature steel wheels with swivel casters in back for maneuverability. The two-piece lift handle provides steering and maximum leverage. Lift saddle swivels for safety. Lift height ranges from 20" on the G8728 and G8729 to 22" on the G8730. G8730 has T-handle and high ratio foot pedal.

MODEL G8728 2 ton ONLY \$89<sup>95</sup>  
 MODEL G8729 3 ton ONLY \$79<sup>95</sup>  
 \*SHIP ANYWHERE WITHIN 48 STATES FOR \$30<sup>00</sup>  
 MODEL G8730 5 ton ONLY \$279<sup>95</sup>  
 \*SHIP ANYWHERE WITHIN 48 STATES FOR \$75<sup>00</sup>

## 10 TON HYDRAULIC FLOOR JACK


This long reach chassis jack is great for getting under large and heavy vehicles. Operates using the T-handle or the high ratio foot pedal. Release the load with a twist of the handle.



MODEL G8753 ONLY \$389<sup>95</sup>  
 \*SHIP ANYWHERE WITHIN 48 STATES FOR \$75<sup>00</sup>

## DRAW BARS

Slide one of these into your 2" receiver and you're ready for any towing task. Dimension shown is the drop from the top of the receiver tube to the ball mount plate. Hitch ball and retaining pin not included.



MODEL G8731 2" ONLY \$9<sup>95</sup>  
 MODEL G8732 4" ONLY \$11<sup>95</sup>  
 MODEL G8733 6" ONLY \$16<sup>95</sup>

## STEP BUMPER HITCH RECEIVER

This hitch receiver easily bolts up to a standard truck step bumper. This 2" receiver will make towing hookups easy. Includes loops for connecting safety chain. Mounting bolts not included.



MODEL G8734 ONLY \$19<sup>95</sup>

## ENGINE CRANES


These cranes will make engine swapping a breeze. Hefty hydraulic cylinders provide 8' lift. Booms can be set for load ranges from 1/2 to 2 tons. Both models fold for compact storage. The G8712 (pictured) has a 30" x 68" base, the G8713 is 38" x 72" overall.



MODEL G8712 30" x 68" ONLY \$169<sup>95</sup>  
 MODEL G8713 38" x 72" ONLY \$169<sup>95</sup>  
 \*SHIP ANYWHERE WITHIN 48 STATES FOR \$55<sup>00</sup>

## JACK STANDS

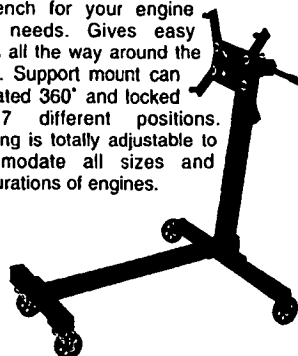
Locking ratchet lever allows quick and sure height setting of these rugged, heavy-gauge steel jack stands. The support column is cast iron with contoured top to provide sure positioning against the vehicle. Sold in pairs only.



MODEL G8714 2 ton ONLY \$14<sup>95</sup>  
 MODEL G8715 3 ton ONLY \$16<sup>95</sup>  
 MODEL G8716 4 ton ONLY \$22<sup>95</sup>  
 MODEL G8717 6 ton ONLY \$26<sup>95</sup>

## ENGINE STANDS


These durable tubular steel frame construction engine stands provide a stable workbench for your engine repair needs. Gives easy access all the way around the engine. Support mount can be rotated 360° and locked into 7 different positions. Mounting is totally adjustable to accommodate all sizes and configurations of engines.



MODEL G8721 1000 lbs ONLY \$37<sup>95</sup>  
 MODEL G8722 1250 lbs ONLY \$59<sup>95</sup>

## SCISSOR JACK

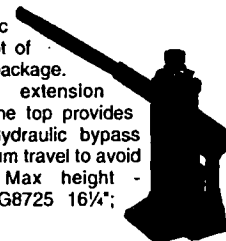
Compact steel Scissor Jack gives a maximum 11" lift to a load up to one ton. Two-piece handle aids in positioning the jack under the vehicle and turning the lead-screw.



MODEL G8723 ONLY \$7<sup>95</sup>

## BOTTLE JACKS

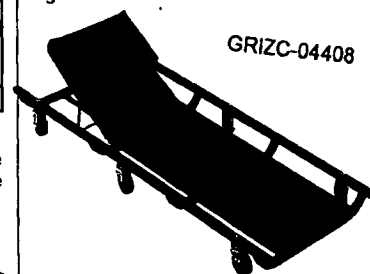
These hydraulic jacks pack a lot of lift in a little package. Telescoping extension threaded into the top provides extra reach. Hydraulic bypass stops at maximum travel to avoid overpressure. Max height - G8724 14 1/4"; G8725 16 1/4"; G8726 17 1/2".



MODEL G8724 2 ton ONLY \$9<sup>95</sup>  
 MODEL G8725 4 ton ONLY \$12<sup>95</sup>  
 MODEL G8726 6 ton ONLY \$17<sup>95</sup>

## CREEPER

Six-wheeled creeper with tubular steel support frame makes getting under tight clearances easy. Creeper is 39"L x 17"W. Three-position head rest and foam cushioning adds to comfort.

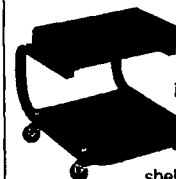


GRIZC-04408

MODEL G8727 ONLY \$26<sup>95</sup>

## MECHANIC'S PADDED SEAT

Avoid fatigue with this convenient roll around mechanic's seat. Four swivel casters give maximum maneuverability. Seat is foam padded and measures 13 1/4" x 8". Handy storage shelf beneath seat!



MODEL G8752 ONLY \$18<sup>95</sup>

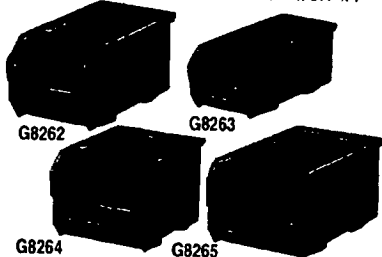


## SHOP SAFETY

### ULTRA STACKABLE STORAGE BINS

Whether you stack or hang these polypropylene bins on a rack, a rail, a panel or a cart, you're sure to love the way they'll turn your shop into a marvel of meticulousness! Built to withstand heat to 250°F, solvents, grease, weak acids and alkalis, these rugged bins are reinforced to resist spreading and sagging, even when stacked high.

MODEL	I.D. L" X W" X H"	O.D. L" X W" X H"
G8262	8 1/8" x 4 1/8" x 4 1/8"	11" x 5 1/2" x 5"
G8263	11 1/4" x 4 1/8" x 4 1/8"	13 1/2" x 5 1/2" x 5"
G8264	9" x 7 1/2" x 6 3/4"	11" x 8 1/4" x 7"
G8265	12 1/4" x 7 1/2" x 6 3/4"	14 1/4" x 8 1/4" x 7"



MODEL G8262	ONLY	\$3 <sup>29</sup>
MODEL G8263	ONLY	\$3 <sup>95</sup>
MODEL G8264	ONLY	\$5 <sup>49</sup>
MODEL G8265	ONLY	\$5 <sup>95</sup>

### TILT-OUT STORAGE BINS

Clear, precision-crafted tilt-out bins can be stacked in any combination to provide a wide range of storage solutions. Exterior housings are injection-molded polystyrene. Individual 45°-tilting bins feature slots for labeling and convenient handles for easy access. Modules can be freestanding, wall mounted, or attached to optional frames, rails or bench stands.



MODEL	INDIVIDUAL BIN D" X W" X H"	MODULE D" X W" X H"
G8252	1 1/4" x 2 3/8" x 2 1/8"	2 1/4" x 23 3/4" x 3 1/4"
G8253	2 1/4" x 3 1/2" x 3 1/4"	3 1/4" x 23 3/4" x 4 1/4"
G8254	3 1/4" x 4 1/4" x 5 1/4"	5 1/4" x 23 3/4" x 6 1/4"
G8255	5" x 5 1/4" x 7 1/2"	6 1/4" x 23 3/4" x 8 1/4"
G8256	5 1/4" x 7 1/4" x 8 3/4"	7 1/4" x 23 3/4" x 9 1/4"



MODEL G8252	ONLY	\$9 <sup>95</sup>
MODEL G8253	ONLY	\$10 <sup>95</sup>
MODEL G8254	ONLY	\$18 <sup>95</sup>
MODEL G8255	ONLY	\$25 <sup>49</sup>
MODEL G8256	ONLY	\$27 <sup>95</sup>

### FLAMMABLE MATERIALS CABINETS

Used singly, or stacked for expanded flammables storage, these compact storage cabinets provide a safe and dependable method for keeping solvents, paints and other hazardous materials safely segregated from the rest of your shop. Cabinets can be wall or countertop mounted. Model G8279 features two doors and accommodates 12 gallons. The single-door Model G8277 accommodates 4 gallons.




Model	Dimensions	Approvals
G8277	22"H x 17"W x 17"D	NFPA(30), OSHA
G8279	18"H x 43"W x 18"D	FM, NFPA(30), OSHA

MODEL G8277	66 lbs.	ONLY \$299 <sup>95</sup>
MODEL G8279	126 lbs.	ONLY \$399 <sup>95</sup>
*SHIP ANYWHERE WITHIN 48 STATES FOR \$5 <sup>00</sup>		

### SCRUBS IN A BUCKET

Waterless hand cleaner towels are pre-moistened with pumice scrubbing power, and also conditions and softens hands. Contains 72 10 1/2" x 12 1/4" towels with germ-fighting Triclosan.



MODEL H1297	ONLY	\$9 <sup>95</sup>
-------------	------	-------------------

### ECONOMIZER® WIPES


120 white wipers in a handy dispenser box measures 9 1/4" x 16 1/2" each. Great for all shop clean-up chores.



MODEL H1296	ONLY	\$5 <sup>95</sup>
-------------	------	-------------------

### 6-GALLON OILY WASTE CAN

An essential safety solution for shops where solvent cloths and wiping rags are used, and FM-listed 6-gallon can remains closed until the foot-operated lever on the lid. Round construction and elevated bottom disperse heat and provide plenty of air circulation to minimize the risk of spontaneous combustion. Lid opens to a maximum of 60°. Can be used with collection bags. Measures 15 1/2"H x 11 1/4" O.D.



MODEL G8278	ONLY	\$4 <sup>95</sup>
-------------	------	-------------------

### TYPE 1 SAFETY CANS

If your work requires handling flammable liquids, you'll appreciate the superior safety and security these Type 1 Terne Plate Safety Cans provide. Designed to be filled or dispensed through a single, positive PSIG pressure relief spout, these professional-duty steel cans feature swinging handles for added control while pouring. Powder-coated finish retains a high-gloss, corrosion and chemical-resistant shine. Model G8275 includes an 1/4" O.D. x 11" L slip-on funnel spout.



Model	Capacity	Dimensions	Approvals
G8274	2-gal.	9 3/4" O.D. x 12 1/4" H	UL, FM, ULC
G8275	5-gal.	11 1/2" O.D. x 17" H	FM

MODEL G8274	ONLY	\$29 <sup>95</sup>
MODEL G8275	ONLY	\$39 <sup>95</sup>
Type 1 Funnel Spout		
MODEL G8276	ONLY	\$4 <sup>95</sup>

### SHOPPRO® SHOP TOWELS

These fast absorbing white towels are strong and durable for repeated use. Replaces traditional shop rags. Each roll contains 70 11" x 10 1/2" towels.



MODEL H1295	ONLY	\$4 <sup>95</sup>
-------------	------	-------------------

**CARBIDE-TIPPED SPECIALTY SAW BLADES**
**DADO SETS**

These are some of the finest precision dado heads available. Put them to work on wood, prefinished materials, Formica® and other related products. Fits standard 5/8" arbors and width can be varied from 1/8" to 1 1/8".

**AN EXCEPTIONAL BUY!**



MODEL	TYPE / # OF TEETH	PRICE
G2793	7" Wobble* 16	\$29.95
G2794	8" Stack 18	\$109.95
G2795	10" Stack 24	\$139.95

\*MADE IN NEW ZEALAND

**PLANER BLADES**

These saw blades are the ultimate in extra-smooth cutting. They are designed to rip and miter hard or soft woods, veneer, chip board, particle board, and composition materials. No blade will do it all, but this one comes close.

**American Woodworker  
Editors' Choice 4/98**



MODEL	TYPE	TEETH	ARBOR	PRICE
G2796	8"	40	5/8"	\$49.95
G2797	10"	50	5/8"	\$54.95
G7972	12"	60	1"	\$94.95
G7973	14"	70	1"	\$119.95

**INDUSTRIAL CARBIDE BLADES**

Multi-purpose Industrial Carbide Blades produce a smooth cut and they're priced right, too. Fits 5/8" arbors. H2286 has diamond knockout.



MODEL	TYPE	TEETH	ARBOR	PRICE
H2286	7 1/4"	60*	5/8"	\$16.95
H2287	10"	40	5/8"	\$23.95
G4849	10"	60	5/8"	\$39.95
H2288	10"	80	5/8"	\$44.95
H2289	12"	48	1"	\$44.95
H2290	12"	80	1"	\$59.95
H3604	7 1/4"	60 (10 pak)	5/8"	\$139.95

\*H2286 has a 5/8" Round with Diamond Knockout Arbor

**CONTRACTOR SERIES**

Designed for speed, ease of cut, longevity and smoothness, these blades feature the thinnest kerf in the industry, anti-kickback design and micro-polished C4 carbide tips. Fits 5/8" arbors. G6446 has diamond knockout. G9120 has 10mm bore. G6450 has 1" bore.



MODEL	TYPE / TEETH	KERF	PRICE
G9120	5 1/2" / 24	.070	\$12.95
G6446	7 1/4" / 24	.065	\$10.95
G6447	8" / 24	.090	\$15.95
G6448	10" / 40	.090	\$26.95
G6449	10" / 60	.090	\$39.95
G6450	12" / 60	.105	\$54.95

**RIP BLADES**


Specially designed rip saws for cutting material with the grain, can be used with manual or power fed saws at various speeds.



MODEL	TYPE/TEETH	ARBOR	PRICE
H2283	8" / 24	5/8"	\$39.95
G2802	10" / 24	5/8"	\$49.95
G7970	12" / 30	1"	\$54.95
G7971	14" / 36	1"	\$89.95

**TRIPLE CHIP**


Excellent for cutting all types of plastics, polystyrene, Plexiglas®, Formica®, CORIAN® and related materials. Also excellent for cut-off work in hardwoods and other products.



MODEL	TYPE	ARBOR	TEETH	PRICE
H2272	8"	5/8"	60	\$49.95
G2803	10"	5/8"	40	\$44.95
G2804	10"	5/8"	60	\$54.95
G2805	10"	5/8"	80	\$79.95
G7974	12"	1"	60	\$99.95
G7975	12"	1"	80	\$104.95
G7976	14"	1"	80	\$129.95
G7977	14"	1"	100	\$149.95

**TEFLON® COATED**

Teflon® coating minimizes gum and resin build-up on saw blades while providing a non-stick surface for smoother and easier cutting. Low friction and heat resistance gives extra "life" to the blade.



MODEL	TYPE/TEETH	ARBOR	PRICE
H2273	8" / 40	5/8"	\$43.95
H2275	8" / 60	5/8"	\$54.95
H2280	8" / 60	5/8"	\$54.95
H2274	8 1/4" / 40	5/8"	\$43.95
H2276	8 1/4" / 60	5/8"	\$54.95
H2281	8 1/4" / 60	5/8"	\$54.95
H2277	8 1/2" / 60	5/8"	\$54.95
G2806	10" / 40	5/8"	\$49.95
G2807	10" / 60	5/8"	\$64.95
G2808	10" / 80	5/8"	\$79.95
H2278	12" / 60	1"	\$69.95
H2282	12" / 80	1"	\$89.95
H2279	14" / 60	1"	\$99.95
H2284	14" / 80	1"	\$119.95

**THIN KERF WIZARD**

Designed for the pro who demands perfection, these thin-kerf laser cut blades are the quietest, fastest, smoothest cutting blades you'll ever use - guaranteed! All feature heat treated laser cut bodies with plate run-outs of .002" or less, sound suppression slots and super-hard micro-grain carbide tips. You won't find a better blade for twice the price.



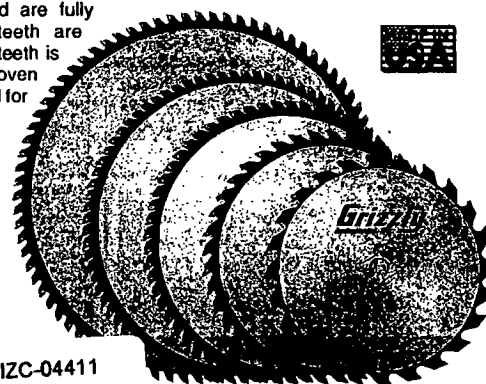
MODEL	TYPE/TEETH	ARBOR	KERF	PRICE
H2285	8" / 40 T	5/8"	.120	\$59.95
G6440	10" / 24 T	5/8"	.105	\$59.95
G6441	10" / 40 T	5/8"	.105	\$79.95
G6442	10" / 60 T	5/8"	.105	\$89.95
G6443	10" / 80 T	5/8"	.105	\$99.95
G6444	12" / 60 T	1"	.120	\$99.95
G6445	12" / 80 T	1"	.120	\$129.95

**CALL 24 HOURS A DAY FROM ANYWHERE IN THE U.S.A. 1-800-523-4777**

**SAW BLADES**

## CARBIDE-TIPPED SAW BLADES (ATB)

These ATB blades are manufactured to close tolerances and are fully balanced before leaving the factory. All the carbide-tipped teeth are precisely ground to give a smooth cut every time. The pattern of the teeth is alternate top bevel and the saw kerf is approx.  $\frac{1}{8}$ ". These blades have proven themselves in thousands of cabinet shops around the country. Manufactured for heavy-duty use.




GRIZC-04411

MODEL	DIAMETER	BORE SIZE	NO. OF TEETH	APPLICATION	PRICE
G4798	7 $\frac{1}{4}$ "	$\frac{5}{8}$ " with Diamond Knockout	24	Ripping / General Purpose	\$19.95
G4799	7 $\frac{1}{4}$ "	$\frac{5}{8}$ " with Diamond Knockout	40	General Purpose / Fine Finishing	\$24.95
G4800	8"	$\frac{5}{8}$ "	24	Ripping	\$24.95
G4801	8"	$\frac{5}{8}$ "	40	General Purpose / Fine Finishing	\$29.95
G4802	10"	$\frac{5}{8}$ "	30	Ripping	\$26.95
G4803	10"	$\frac{5}{8}$ "	30	General Purpose	\$24.95
G4804	10"	$\frac{5}{8}$ "	40	General Purpose	\$39.95
G4805	10"	$\frac{5}{8}$ "	60	Fine Finishing / Cabinet Work	\$49.95
G4806	10"	$\frac{5}{8}$ "	80	Cabinet Work / Trimming	\$62.95
G4807	10"	$\frac{5}{8}$ "	100	Super Fine Work / Trimming	\$79.95
G4808	12"	1"	40	Ripping	\$44.95
G4809	12"	1"	60	General Purpose	\$59.95
G4810	12"	1"	80	Fine Finishing / Cabinet Work	\$69.95
G7967	14"	1"	36	Ripping	\$69.95
G7968	14"	1"	60	General Purpose	\$74.95
G7969	14"	1"	80	Fine Finishing / Cabinet Work	\$89.95

### BLADE STABILIZERS

Blade stabilizers improve the performance of your table saw or radial arm saw. These precision-ground, matched sets support the blade, make it stiffer, quieter and reduce blade wobble.  $\frac{5}{8}$ " bore.  $\frac{4}{16}$ " in diameter.




Note: Blade stabilizers offset blade position by approximately  $\frac{1}{8}$ " and may affect insert clearance and fence scale alignment.



MODEL G3152 PAIR \$12<sup>95</sup>

### MAGNETIC SHIMS


Fine tune your dado joints and avoid the frustration of stacking dado cutters with ordinary shims. These magnetic dado shims are placed between cutters as you build your stack. Just line up the arbor holes and stick on. Each set includes two each of .010", .012" and .015" sizes.



MODEL G6099  $\frac{5}{8}$ " Bore ONLY \$12<sup>95</sup>  
MODEL G6100 1" Bore ONLY \$14<sup>95</sup>

### ZERO CLEARANCE TABLE SAW INSERTS

Special phenolic composition out-lasts and out-performs wood, foam and plastic. Supports work right up to the blade. Sized to fit Grizzly saws and most other brands as well. Each is fully adjustable with leveling screws. Grizzly inserts are safety orange, others are random colors.



MODEL H0627 G1022 ONLY \$22<sup>95</sup>  
MODEL H0628 G1023 ONLY \$22<sup>95</sup>  
MODEL H0629 G5959 ONLY \$29<sup>95</sup>  
MODEL H0630 For Delta ONLY \$19<sup>95</sup>  
MODEL H0631 For Craftsman ONLY \$19<sup>95</sup>  
MODEL H0632 For Jet ONLY \$19<sup>95</sup>  
MODEL H0633 For Powermatic ONLY \$19<sup>95</sup>

SEE PAGE 11 FOR ADDITIONAL SPECS

## CIRCULAR SAW BLADES

SAW BLADES

We looked long and hard for a *high quality, heavy-duty, balanced* woodworking saw blade that brings precision into the price range of most woodworkers. Now, for the cost of a construction quality blade, you can enjoy the benefits of a saw blade designed for precision woodworking. We also have one of the few (if not the only) 100 tooth saw blades in both 10" and 12" diameters for an *exceptionally fine* finish. All blades are alternate top bevel ground.




GRIZC-04412



MODEL	DIAMETER	BORE SIZE	NO. OF TEETH	APPLICATION	PRICE
G5459	7 1/4"	5/8"	24	Ripping / General Purpose	\$14.95
G5460	7 1/4"	5/8"	40	General Purpose / Fine Finishing	\$17.95
G5461	8"	5/8"	40	General Purpose / Fine Finishing	\$19.95
G5462	9"	5/8"	60	Fine Finishing / Cabinet Work	\$24.95
G5463	10"	5/8"	30	Ripping	\$24.95
G5464	10"	5/8"	40	General Purpose / Fine Finishing	\$27.95
G5465	10"	5/8"	60	Fine Finishing / Cabinet Work	\$34.95
G5466	10"	5/8"	80	Cabinet Work / Trimming	\$37.95
G5467	10"	5/8"	100	Super Fine Work / Trimming	\$39.95
G5468	12"	1" Bore (5/8" Bushing)	60	General Purpose	\$44.95
G5469	12"	1" Bore (5/8" Bushing)	80	Fine Finishing / Cabinet Work	\$47.95
G5470	12"	1" Bore (5/8" Bushing)	100	Super Fine Work / Trimming	\$49.95

### SUPERBAR™


The SuperBar™ will align, tune and calibrate your table saw, as well as other shop equipment, to within ± .001" in just minutes. Includes precision dial indicator with 1" travel and the patent pending SuperBar™. Uses the miter slot to measure blade alignment, fence runout and much more.  
(Shown with Master Plate.)



MODEL G7581 ONLY \$69<sup>95</sup>

### MASTER PLATE

Align, calibrate and tune up your table saw to within ± .001". This double disk ground aluminum plate fits 5/8" and 1" arbors. Measuring 6" x 10", it's designed for squaring and aligning your saw blade to the table, and unlike saw blades, it has zero runout! Precisely measure any angle too!



MODEL G7582 ONLY \$49<sup>95</sup>

CALL 24 HOURS A DAY FROM ANYWHERE IN THE U.S.A. 1-800-523-4777

191



## Grizzly JAPANESE CHISELS

These hand finished, well balanced chisels feature laminated steel blades, hardwood socket type handles and solid steel ring ferrules for years of dependable use. The steel used in these chisel blades is made from a very hard, high carbon alloy, so hardness is Rockwell 63° ±2!

Made in Japan

Buy the 10-pc. set and save over 10%


MODEL G7092	1/4"	ONLY \$12 <sup>95</sup>
MODEL G7093	1/4"	ONLY \$12 <sup>95</sup>
MODEL G7094	3/8"	ONLY \$12 <sup>95</sup>
MODEL G7095	1/2"	ONLY \$12 <sup>95</sup>
MODEL G7096	5/8"	ONLY \$13 <sup>95</sup>
MODEL G7097	3/4"	ONLY \$13 <sup>95</sup>
MODEL G7098	7/8"	ONLY \$13 <sup>95</sup>
MODEL G7099	1"	ONLY \$15 <sup>95</sup>
MODEL G7100	1 1/4"	ONLY \$16 <sup>95</sup>
MODEL G7101	1 1/2"	ONLY \$18 <sup>95</sup>

MODEL G7102, 10-Pc. Set  
ONLY \$129<sup>95</sup>

### 4-PC. GOUGE SET

Crafted in high-quality chrome vanadium steel and German beech hardwood, this 4-piece gouge set offers the carver exceptional precision at a very reasonable price. This bevel-edged selection includes 1/4", 3/8", 1/2" and 3/4" gouge chisels.

TOP VALUE!




MODEL G5837 ONLY \$29<sup>95</sup>

### 4-PC. CHISEL SET

Top-quality square-edged chisels offer exceptional precision for the most critical woodworking chores. Made from high-carbon chrome vanadium steel and rugged German beech hardwood, this 1/4", 1/2", 3/4" and 1" chisel set delivers an exceptional value.

TOP VALUE!



MODEL G5836 ONLY \$29<sup>95</sup>

### 6-PC. WOOD CARVING SET

This razor-sharp chrome vanadium steel and German beechwood carving set offers six of the most popular gouges, skew, spoon and square chisels. These chisels are profiled to fit comfortably in your palm - ensuring maximum carving and detailing control.



MODEL G5839 ONLY \$19<sup>95</sup>

### STEELIX 5-PC. CARVING SET


Designed for chip carving with hand pressure only, these carving chisels feature ergonomic handles with no-slip thumb and forefinger grips. Set includes 1/4" straight, 1/4" skew, 1/8" vee, 1/8" gouge and 1/4" gouge. Overall length of each chisel is 5 1/2".



MODEL G9726 ONLY \$16<sup>95</sup>

## Grizzly JAPANESE GOUGES


Manufactured using quality steel and Japanese oak with steel ferrule handles, these hand finished gouges will give you years of dependable service.



MODEL G7951	1/4"	ONLY \$9 <sup>95</sup>
MODEL G7952	3/8"	ONLY \$9 <sup>95</sup>
MODEL G7953	1/2"	ONLY \$9 <sup>95</sup>
MODEL G7954	5/8"	ONLY \$9 <sup>95</sup>
MODEL G7955	3/4"	ONLY \$10 <sup>95</sup>
MODEL G7956	1"	ONLY \$11 <sup>95</sup>
MODEL G7957	Set of 6	ONLY \$57 <sup>95</sup>

### 12-PC. CARVING CHISEL SET

Complete carving chisel set comes protected in a tough leather roll-up pouch and features beech wood handles with steel ferrules. Set includes 7/32" straight, 15/32" straight, 3/8" V-tool, 7/32" right skew, 7/32" double skew, 3/8" gouge, 7/32" gouge, 5/16" gouge, 7/32" spoon bit, 7/32" beading, 7/32" round nose and 7/32" V-groove. Each chisel measures 7 1/2" overall.




MODEL G8083 ONLY \$39<sup>95</sup>

Marples

GRIZC-04414

### 3-PC. BEVELED CHISEL SET

These chisels are tempered and hardened to within an inch of the handle, so you can practically sharpen them down to the nub. Set includes  $\frac{1}{4}$ ",  $\frac{3}{8}$ ", and 1" sizes. They're sharp and ready for use. High-carbon Sheffield steel.



MODEL G4925 ONLY \$19<sup>95</sup>

### 6-PC. CHISEL SET

Marples chisels are a mainstay in many a cabinetmaker's toolbox. The 6-piece set includes the following sizes:  $\frac{1}{4}$ ",  $\frac{3}{8}$ ",  $\frac{1}{2}$ ",  $\frac{3}{4}$ ", 1" and 1 $\frac{1}{4}$ " in a hinged wooden box. Beveled edges are honed and ready to use. High-carbon Sheffield steel.



MODEL G3224 ONLY \$49<sup>95</sup>

### 5-PC. CARVING TOOL SET

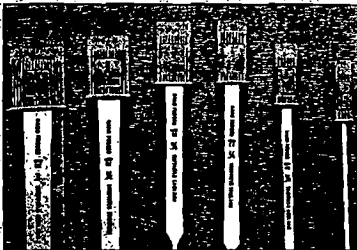
These beautiful carving tools make a great set for the woodworker or sculptor. Includes:  $\frac{1}{4}$ " skew chisel,  $\frac{3}{8}$ " straight gouge,  $\frac{1}{2}$ " straight gouge, 1" fantail gouge, and  $\frac{3}{4}$ " bent gouge. The handles are extraordinarily comfortable and really stand up to a mallet.



MODEL G4933 ONLY \$89<sup>95</sup>

### CHISEL GUARDS

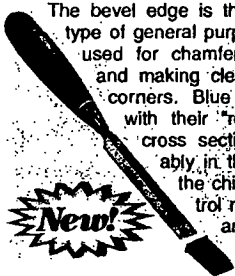
Protect those keen edges and yourself with these sized-to-fit chisel guards. Flexible chisel guards fit all beveled wood chisels.



MODEL G5904	$\frac{1}{4}$ "	ONLY	79 <sup>c</sup>
MODEL G5905	$\frac{3}{8}$ "	ONLY	79 <sup>c</sup>
MODEL G5906	$\frac{1}{2}$ "	ONLY	79 <sup>c</sup>
MODEL G5907	$\frac{3}{4}$ "	ONLY	79 <sup>c</sup>
MODEL G5908	1"	ONLY	79 <sup>c</sup>

### BLUE CHIP® BEVEL EDGE CHISELS


The bevel edge is the most popular type of general purpose chisel. It is used for chamfering, dovetailing and making clean cuts in tight corners. Blue Chip® handles with their "rounded square" cross sections fit comfortably in the hand making the chisel easy to control regardless of the angle of the blade.



MODEL H3778	$\frac{1}{4}$ "	ONLY	\$9 <sup>95</sup>
MODEL H3779	$\frac{1}{4}$ "	ONLY	\$8 <sup>95</sup>
MODEL H3780	$\frac{3}{8}$ "	ONLY	\$8 <sup>95</sup>
MODEL H3781	$\frac{1}{2}$ "	ONLY	\$8 <sup>95</sup>
MODEL H3782	$\frac{3}{4}$ "	ONLY	\$8 <sup>95</sup>
MODEL H3783	$\frac{3}{4}$ "	ONLY	\$9 <sup>95</sup>
MODEL H3784	1"	ONLY	\$9 <sup>95</sup>
MODEL H3785	1 $\frac{1}{4}$ "	ONLY	\$9 <sup>95</sup>
MODEL H3786	1 $\frac{1}{2}$ "	ONLY	\$12 <sup>95</sup>
MODEL H3787	2"	ONLY	\$15 <sup>95</sup>

### 12-PC. CARVING CHISEL SET

Complete Carving Chisel Set with beech wood handles and steel ferrules includes: 6mm Straight, 12mm Straight, 10mm V-Tool, 6mm Right Skew, 6mm Double Skew, 8mm Gouge, 10mm Gouge, 14mm Gouge, 6mm Spoon, 6mm Beading, 6mm Round Nose, 6mm V-Groove and a leather roll-up pouch. Each chisel measures 7 $\frac{1}{2}$ " overall.



MODEL G8083 ONLY \$39<sup>95</sup>

### SHOP FOX® DOWEL CUTTING SAW


Japanese-style saw features a thin blade and pull-to-cut teeth to ensure the cleanest, most accurate and controlled cuts possible. High carbon, spring steel 6 $\frac{1}{2}$ " blade is flexible for flush cutting. 26 T.P.I.



MODEL G7937 Saw ONLY \$9<sup>95</sup>  
MODEL G8536 Extra blade ONLY \$5<sup>95</sup>

### DOVETAIL/BACK SAW

For traditional joinery, you need traditional tools. The Dovetail Saw features reversible handle for cutting left or right, 10" blade and 15 T.P.I. for smooth cuts. The Back Saw, with its 12 T.P.I. and 14" blade has the stiffness to cut tenons, miters, half-laps and many other wood joints.



MODEL G5827 Dovetail ONLY \$8<sup>95</sup>  
MODEL G5828 Back ONLY \$15<sup>95</sup>

CALL 24 HOURS A DAY FROM ANYWHERE IN THE U.S.A. 1-800-523-4777

193

*Robert Sorby*


GRIZC-04415

## PREMIUM WOODCARVING CHISELS

MADE IN ENGLAND

### WOODCARVING CHISELS


Robert Sorby has taken the thousands of different carving tool shapes and has organized them into 24 of the most universally used chisels. Each features a special Sheffield alloy steel unique to Robert Sorby, excellent balance and polished razor-sharp edges that are ready for use.



PROFILE	SIZE	MODEL	PRICE
● SQUARE	3/8"	H0510	\$18 <sup>95</sup>
● SKEW	1/8"	H0511	\$18 <sup>95</sup>
■ SKEW	3/8"	H0512	\$18 <sup>95</sup>
● GOUGE #3	1/4"	H0513	\$19 <sup>95</sup>
■ GOUGE #3	1/2"	H0514	\$21 <sup>50</sup>
● GOUGE #3	3/4"	H0515	\$22 <sup>95</sup>
● GOUGE	1/8"	H0516	\$19 <sup>95</sup>
■ GOUGE	1/4"	H0517	\$19 <sup>95</sup>
GOUGE	3/8"	H0518	\$20 <sup>95</sup>
● GOUGE	1/2"	H0519	\$21 <sup>95</sup>
GOUGE	3/16"	H0520	\$19 <sup>95</sup>
● GOUGE	3/8"	H0521	\$20 <sup>95</sup>
■ GOUGE	1/8"	H0522	\$19 <sup>95</sup>
GOUGE	3/8"	H0523	\$20 <sup>95</sup>
● GOUGE	3/4"	H0524	\$22 <sup>95</sup>
VEINER	1/8"	H0525	\$21 <sup>95</sup>
● VEINER	1/16"	H0526	\$21 <sup>95</sup>
VEINER	1/4"	H0527	\$21 <sup>95</sup>
● BENT GOUGE	3/4"	H0528	\$26 <sup>95</sup>
■ BENT GOUGE	3/8"	H0529	\$25 <sup>95</sup>
SPOON	3/8"	H0530	\$21 <sup>95</sup>
● SPOON	3/8"	H0531	\$21 <sup>95</sup>
■ V-TOOL	1/8"	H0532	\$22 <sup>95</sup>
● V-TOOL	1/4"	H0533	\$22 <sup>95</sup>

### WOODCARVING SETS


Value priced by the set, these 6- and 12-piece woodcarving sets are the same high quality chisels shown above. The 6-piece set includes the chisels denoted by (■) in the above profile descriptions and the 12-piece set includes the chisels denoted by (●) in the above profile descriptions.



MODEL H0534	6-Pc. Set	ONLY	\$125 <sup>95</sup>
MODEL H0535	12-Pc. Set	ONLY	\$249 <sup>95</sup>

### SCULPTURE CHISELS

Created for sculptors who work in wood, these tools feature the most widely used profiles. Massively proportioned, yet beautifully balanced, all chisels are fitted with heavy-duty double hooped ash handles and shock absorbing leather washers. Profiles are shown at full scale.



	1/4" Straight Gouge	MODEL H0536	ONLY	\$35 <sup>95</sup>
	1" Straight Gouge	MODEL H0537	ONLY	\$35 <sup>95</sup>
	1 1/2" Straight Gouge	MODEL H0538	ONLY	\$35 <sup>95</sup>
	1 1/2" Straight Gouge	MODEL H0539	ONLY	\$35 <sup>95</sup>
	1 1/4" Bent Gouge	MODEL H0540	ONLY	\$35 <sup>95</sup>
	3/4" V Tool	MODEL H0541	ONLY	\$35 <sup>95</sup>

### 12-PC. MICRO CARVING CHISEL SET.

Robert Sorby Micro Carving tools are manufactured to the same exacting standards as the full-size tools. Highly polished blades protect against rusting and every cutting edge is honed and buffed, ready for immediate use. Large handles are more comfortable - particularly during prolonged use and solid brass ferrules contribute to form and function. Each Micro Carving Chisel measures 6 1/2" overall length. Includes polished wooden case.



#### INCLUDES THE FOLLOWING PROFILES:

Skew Chisel 4mm	Dog Leg Chisel 5mm	Bent Gouges 3mm 5mm	Square Chisel 5mm	Straight Gouges 2mm 3mm 4mm 5mm 5mm	Veiner 5mm
	V Parting Tool 5mm				

MODEL H0542	ONLY	\$185 <sup>95</sup>
-------------	------	---------------------

### CORNER CHISEL

Used to make square mortises. Fitted with a fine boxwood handle. 4 1/2" blade, 9 1/2" overall.



MODEL H0543	3/8"	ONLY	\$41 <sup>95</sup>
-------------	------	------	--------------------

**GENERAL**

### AUTOMATIC CENTER PUNCH


For making light markings. Black oxide finish inhibits rust. All steel 5" body with threaded, replaceable hardened steel point and shaft. Body diameter is 1/2".



MODEL H0834 ONLY \$19<sup>95</sup>

### EXTRA LONG PIN PUNCH SET

This 5-piece set of 8" long Pin Punches includes 1/8", 3/16", 1/4", 5/16" and 3/8" point diameters plus a vinyl pouch.



MODEL G9702 ONLY \$5<sup>95</sup>

### 5-PC. PIN PUNCH SET


This 5-piece pin punch set belongs in every tool box. Includes 1/8", 3/16", 1/4", 5/16" and 3/8" sizes.



MODEL G8970 ONLY \$7<sup>95</sup>

### 16-PC. PUNCH & CHISEL SET

This industrial-quality set has just about every punch and cold chisel you'll ever need including center, pin and starter punches and 3/8", 1/2", 3/4", 1" and 1 1/2" cold chisels.



MODEL G9846 ONLY \$8<sup>95</sup>

GRIZC-04416

### AUTOMATIC CENTER PUNCH



Automatic Center Punch makes hole spotting quick and easy. No more awkward punch positioning and hammer blows with this quality import.



MODEL H2676 ONLY \$6<sup>95</sup>

### CENTERLESS GROUND 5-PC. PUNCH SET

This five-piece centerless ground punch set includes one each of the following sizes: 1/8", 3/16", 1/4", 5/16" and 3/8".



MODEL G6807 ONLY \$4<sup>95</sup>

### 5-PC. PUNCH SET



This complete set of hardened steel, knurled punches is perfect for making very light to very heavy center marks.

MODEL H2694 ONLY \$2<sup>95</sup>



### DRIVE PIN PUNCH SETS

H2706 includes: 1/8", 3/32", 1/4" and 5/32" Pin Punches. H2707 includes: 3/16", 7/32", 1/4" and 5/16" Pin Punches. H2708 includes: 1/8", 3/32", 1/4", 5/32", 3/16", 7/32", 1/4" and 5/16".



MODEL H2706 4-Pc. ONLY \$3<sup>95</sup>

MODEL H2707 4-Pc. ONLY \$3<sup>95</sup>

MODEL H2708 8-Pc. ONLY \$5<sup>95</sup>

### 5-PC. CHISEL & PUNCH SET

Every well equipped tool box needs a set of cold chisels and punches. This handy set includes 3/8" and 1/2" Cold Chisels, 1/8" Pin Punch, 3/8" Starter Punch and 7/16" Center Punch.



MODEL G5410 ONLY \$14<sup>95</sup>

### 6-PC. HOLLOW PUNCH SET



Punch perfectly round holes in one easy step. Includes knurled punches for 3/16", 1/4", 5/16", 3/8", 7/16" and 1/2" holes. Great for cutting gasket material!

MODEL G9845 ONLY \$3<sup>95</sup>

### 4-PC. NAIL & CENTER PUNCH SET

Chrome vanadium steel nail sets are brightly color coded for size identification and to protect against loss. Four sizes: 1/32", 1/16", 3/32" and 1/8".



MODEL H1443 ONLY \$5<sup>95</sup>

### STEELUX 3-PC. COLD CHISEL SET

Always indispensable for cutting tough metal rivets and bolts, this 3-Piece Cold Chisel Set includes one 1/2", 3/4" and 1" Cold Chisel. Case hardened steel construction stands up to the toughest conditions and hexagonal shafts improve control.




MODEL H4246 ONLY \$4<sup>95</sup>

### 12-PC. CHISEL & PUNCH SET

This complete set includes 3/16", 3/8" and 1/2" Cold Chisels, 1/8", 1/4", 3/32", 3/16", 1/4" and 5/16" Pin Punches and 1/4" and 3/8" Center Punches.

Even includes a 7" Scratch Awl and vinyl tool pouch.




EXCEPTIONAL VALUE!

MODEL G5411 ONLY \$24<sup>95</sup>

CALL 24 HOURS A DAY FROM ANYWHERE IN THE U.S.A. 1-800-523-4777

195



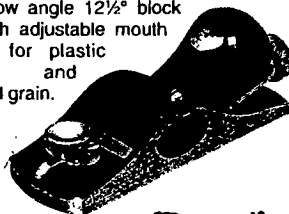


Over the past 90 years **Record**® has established a reputation for manufacturing planes to uncompromisingly high standards. From their fully adjustable block plane to their massive jointer plane and specialty rabbet plane, you can be assured that these precision planes will meet the performance requirements of the most discerning craftsmen.

8½" Rabbet MODEL G6153	ONLY \$79 <sup>95</sup>
14" Jack MODEL G6154	ONLY \$69 <sup>95</sup>
22" Jointer MODEL G6155	ONLY \$129 <sup>95</sup>
6" Block MODEL G6156	ONLY \$49 <sup>95</sup>
9¾" Smoothing MODEL G6157	ONLY \$47 <sup>95</sup>

### 6" BLOCK PLANE

Record low angle 12½° block plane with adjustable mouth is ideal for plastic laminate and tough end grain.



MODEL G8249 ONLY \$46<sup>95</sup>

### ASHOP® FOX BLOCK PLANE


This low angle Block Plane is ideal for fine-trimming ends of mouldings for perfect fits. Cast iron construction and accurate adjustments make this plane the perfect tool for on the job-site or in the shop. Body measures 6½" long.



MODEL H0634 ONLY \$14<sup>95</sup>

### ASHOP® FOX JACK PLANE


The Jack Plane, with its longer sole is used to follow after the smoothing plane for a greater degree of lumber flatness. Body measures 14" long. Cast iron construction.



MODEL H0636 ONLY \$43<sup>95</sup>

### 14" BENCH PLANE


Used for the preparation of rough lumber, this 14" bench plane has all the essentials you'd expect from Record including their incomparable Tungsten Vanadium cutting iron and high quality cast grey iron body with precision machined base.



MODEL G8250 ONLY \$54<sup>95</sup>

### ASHOP® FOX SMOOTHING PLANE

This plane was designed to smooth lumber after being rough-sawn. It's also a great general purpose plane for other uses such as planing doors and window sashes. Body measures 9¾" long. Cast iron construction for years of dependable use.



MODEL H0635 ONLY \$29<sup>95</sup>

### SLICKPLANE®

Two carbide-tipped blades are micro-adjustable and produce an unequaled finish! Body is made of hard rock maple and is virtually indestructible. Comes with ⅛" radius blade.



### Record® CIRCULAR PLANE

Designed for use on concave and convex surfaces, the flexible spring steel face is accurately set by means of a center screw. Body is 10" long and cutter width is 1¼".



MODEL H3776 ONLY \$229<sup>95</sup>


### SPOKESHAVES

Available in concave (flat sole) and convex (round sole) models, the spokeshave's special design allows you to shape irregular surfaces. Record quality!



Round Sole MODEL G3237	ONLY \$19 <sup>95</sup>
Flat Sole MODEL G3238	ONLY \$17 <sup>95</sup>


This special plane will put a ⅛" radius on sharp corners faster than a router!



Slickplane® MODEL G1880	ONLY \$9 <sup>95</sup>
Replacement Blades MODEL G1899 ⅛" radius PAIR	\$6 <sup>95</sup>
MODEL G2999 Chamfer PAIR	\$6 <sup>95</sup>

## SCRAPERS

These fine Sheffield steel scrapers smooth wood better than sandpaper. Buy the set and save!



Curved Scraper MODEL G5899	ONLY	\$3 <sup>95</sup>
5" Flat Scraper MODEL G5901	ONLY	\$3 <sup>95</sup>
French Curve Scraper MODEL G5900	ONLY	\$3 <sup>95</sup>
6" Flat Scraper MODEL G5902	ONLY	\$3 <sup>95</sup>
4-Pc. Set MODEL G5903	ONLY	\$13 <sup>95</sup>

## ROSEWOOD HANDLE AWL

Nothing beats an awl for layout work and center-hole marking. This awl with long shank, slender tip and finely finished rosewood handle scribes a very fine line with or across the wood's grain. Because the tip is so fine, it produces much more accurate results than a sharpened pencil. Measures 8" overall.

GRIZC-04418



MODEL H2613	ONLY	\$7 <sup>95</sup>
-------------	------	-------------------

## UNIVERSAL SCRAPERS

Universal Scraper includes a universal handle and straight blade. Universal Scraper Pack includes universal handle, straight, convex and medium and large channel blades. Molding Scraper Pack includes molding handle, crescent, diamond, pointed channel and small channel blades.



Universal Scraper Pack MODEL G3710	ONLY	\$29 <sup>95</sup>
Molding Scraper Pack MODEL G3711	ONLY	\$29 <sup>95</sup>
Universal Handle MODEL G4842	ONLY	\$2 <sup>95</sup>
Molding Handle MODEL G4843	ONLY	\$2 <sup>95</sup>

## ALL METAL CHISELS



Crafted from heat-treated high carbon steel, these precision-beveled and polished wood chisels make a terrific, nearly-indestructible alternative to ruining fancy chisels when rough and finish cutting. 7 3/4" to 8 3/4" long.

MODEL G3764	1/4"	ONLY	\$5 <sup>95</sup>
MODEL G3765	1/2"	ONLY	\$6 <sup>95</sup>
MODEL G3766	3/4"	ONLY	\$6 <sup>95</sup>
MODEL G3767	1"	ONLY	\$7 <sup>95</sup>
MODEL G3768	1 1/4"	ONLY	\$7 <sup>95</sup>

## PRY BAR / AWL SET



MODEL G3762	ONLY	\$9 <sup>95</sup>
-------------	------	-------------------

## NAIL PULLER

This hefty, flat pry bar offers plenty of pulling power. The hand-forged, high carbon 12" steel bar is an absolute essential for carpenters, cabinet-makers and remodelers.



MODEL G3763	ONLY	\$9 <sup>95</sup>
-------------	------	-------------------


## CORNER CHISEL



Square up router-cut radiused hinge mortises in two simple steps. Just press this Corner Chisel into the sides of the mortise and wack it with your hammer or mallet for clean, crisp and square corners. Follow with a flat chisel to remove the waste sliver.

MODEL G9701	ONLY	\$5 <sup>95</sup>
-------------	------	-------------------

## LANCELOT & PERCIVAL



Combining the best of the conventional grinder and the chain saw, the Lancelot carving system delivers awesome cutting power and control. The Lancelot 14-tooth chain circular cutter is ideal for contractors, boat builders, sculptors and furniture designers - offering smooth and efficient wood shaping and removal. Fits most 4" and 4 1/2" angle grinders.



The Percival circular chain cutter turns your 1/4" collet die grinder, flex shaft, or power carver into the perfect sculpting tool. Able to work in the tightest spaces, the Percival pairs eight fast-cutting teeth with a 6" anti-kickback shaft for the ultimate in rough-or-smooth control over a wide range of carving materials. Of course, we are partial to bears.

MODEL G6692	Lancelot fine carving tool, 22 tooth, 3/4" Arbor	ONLY	\$29 <sup>95</sup>
MODEL G6036	Lancelot rough carving tool, 14 Tooth, 3/4" Arbor	ONLY	\$29 <sup>95</sup>
MODEL G6037	22 Tooth Replacement Chain, fits G6692	ONLY	\$14 <sup>95</sup>
MODEL G6038	14 Tooth Replacement Chain, fits G6036	ONLY	\$14 <sup>95</sup>
MODEL G6039	Percival 6" Long, 8 Tooth Carver	ONLY	\$49 <sup>95</sup>
MODEL G6040	8 Tooth Replacement Chain	ONLY	\$9 <sup>95</sup>
MODEL G6041	Universal Nut, 3/4" Arbor	ONLY	\$5 <sup>95</sup>

CALL 24 HOURS A DAY FROM ANYWHERE IN THE U.S.A. 1-800-523-4777

197

# SHARPENING

## SHARPENING KIT


Everything you need to put a razor edge on your knives and other cutting tools in one terrific package. Includes: 8" aluminum oxide combination sharpening stone, sharpening oil, sharpening guide, a special non-skid rubber work pad and detailed sharpening instructions.



MODEL G3626 ONLY \$15<sup>95</sup>

## HONING GUIDE

Accurate bevels are easily achieved using this honing guide. Very easy to use and a must for any chisel owner. It can also be used for plane irons up to 2 1/2" wide and chisels up to 1 1/2" wide. If you've tried sharpening blades by hand, then you know that this is one tool you must have!



MODEL G1482 ONLY \$7<sup>95</sup>

## COMBINATION STONES

These aluminum oxide combination stones provide both coarse and medium grits, eliminating the need for a separate stone for each step in the honing process. Stone sizes are 6" and 8".



MODEL G3627 6" ONLY \$5<sup>95</sup>  
MODEL G3628 8" ONLY \$6<sup>95</sup>

## 1" x 3" DIAMOND PAD


Conveniently-sized fine grit stone is housed in a solid walnut block. Millions of industrial diamonds provide fast and efficient honing action. This stone can be used dry, or with water or oil lubricants.



MODEL G6528 ONLY \$5<sup>95</sup>

## BENCH PAD


Protect your fine tools from damage while on your bench with this 1/2" x 24" x 36" bench pad. Non-slipping natural rubber composition keeps tools from knocking into each other and holds sharpening stones without hold-down devices during sharpening. What's more, these pads cut easily for lining drawers and tool trays for extra protection during storage. Tons of uses!



MODEL G2987 ONLY \$7<sup>95</sup>  
Buy 3 or more pads EACH \$6<sup>95</sup>

## STONE HOLDER

Rubber body keeps sharpening stones from sliding around the benchtop during honing. Chrome plated hardware resists rust when using waterstones. Adjusts from 5 1/2" to 9".



MODEL G3920 ONLY \$12<sup>95</sup>

## PLANER / JOINTER BLADE HONE

Add a razor hone to your planer and jointer knives with this hand-held sharpening device. This handy tool sharpens flat and beveled surfaces quickly and easily. Great for touch-ups.



MODEL G3631 ONLY \$8<sup>95</sup>

## 2" x 6" DIAMOND PAD

Set in solid walnut, this fine grain 2" x 6" diamond-imbedded stone is just the ticket for kitchen utility knives, shears, chisels and more. Can be used with or without water or lubricating oils.



MODEL G6529 ONLY \$19<sup>95</sup>

## DIAMOND POCKET FILE

This 400 grit file is excellent for a variety of knives and has a special groove for sharpening fish hooks. Also handy for sharpening small carving and turning gouges.



MODEL H1423 ONLY \$5<sup>95</sup>

## ROUND DIAMOND SHARPENER



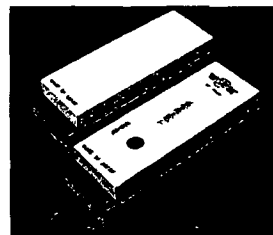
Surprisingly compact, yet big enough for all your sharpening tasks, this brass-handled 3 3/4" diamond-coated shaft sharpener stores easily in its grain leather belt sheath. Carbide-ready!



MODEL G6527 ONLY \$14<sup>95</sup>

## JAPANESE WATER STONES

To achieve a surgically sharp edge on your tools, nothing works faster or better than Japanese Water Stones. The abrasive slurry produced on top of the stone cuts aggressively and polishes the blade as it sharpens. If you've never tried sharpening with water stones before, you'll be astounded by the results.



MODEL G3295 8 1/4" L x 2 1/4" W x 1 3/4" T 800 Grit ONLY \$16<sup>95</sup>  
MODEL G3296 8 1/4" L x 2 1/4" W x 1 3/4" T 1000 Grit ONLY \$18<sup>95</sup>  
MODEL G3297 8 1/4" L x 2 1/4" W x 1 3/4" T 1200 Grit ONLY \$19<sup>95</sup>  
MODEL G3298 8 1/4" L x 2 1/4" W x 1 3/4" T 6000 Grit ONLY \$32<sup>95</sup>  
MODEL G3299 8 1/4" L x 2 1/4" W x 1 3/4" T 8000 Grit ONLY \$62<sup>95</sup>  
MODEL G4233 1000/6000 Combo Grit ONLY \$29<sup>95</sup>




## INDUSTRIAL QUALITY WIRE BRUSHES

### BRASS COATED STEEL WIRE BRUSHES

These wire brush wheels are great for removing corrosion or old finishes. Bristles are .0125" diameter, making them flexible enough to conform to uneven surfaces. Wide 1" face provides a lot of surface for brushing.

1/2", 3/4", 1", 1 1/2" AND 2" INTERCHANGEABLE ARBOR INSERTS INCLUDED.  
G8761 COMES WITH 1/2" & 3/4" INSERTS.




MODEL G8761	5" x 1"	ONLY	\$6 <sup>95</sup>
MODEL G8762	6" x 1"	ONLY	\$9 <sup>95</sup>
MODEL G8763	8" x 1"	ONLY	\$14 <sup>95</sup>

### KNOTTED STEEL WIRE BRUSHES

When the need is heavy-duty flash removal, weld or heavy corrosion cleanup, mount up one of these knotted wire brushes. Stiff .020" steel wires are twisted into a tight knot for toughness. Approx. 1/2" wide.

3/4" BORE  
1/2" INSERT +  
1/2" INSERT INCLUDED

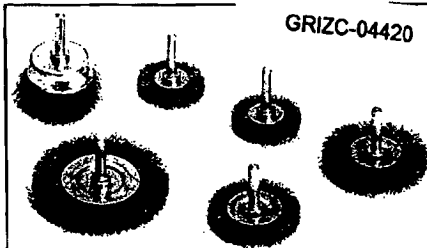


MODEL G8764	5"	ONLY	\$9 <sup>95</sup>
MODEL G8765	6"	ONLY	\$12 <sup>95</sup>
MODEL G8766	7"	ONLY	\$15 <sup>95</sup>
MODEL G8767	8"	ONLY	\$19 <sup>95</sup>

### 6-PC. BRASS COATED WIRE BRUSH SET

This six-piece brush set is a perfect addition to your toolbox. The set contains five wheels (2 - 1 1/2", one each 2", 2 3/4" and 3") and a cup brush (2" diameter). All have a 1/4" shank suitable for use in a portable drill.

The brass coating helps to minimize corrosion of the steel bristles even after multiple uses. This is a great deal.



MODEL G8768	ONLY	\$9 <sup>95</sup>
-------------	------	-------------------

### BRASS COATED STEEL WIRE CUP BRUSHES


Thread one of these cup brushes onto your angle grinder or sander! The .020" steel wires provide a flexible abrasive that's great for uneven surfaces. The brass coating helps the brush to run cooler and resists corrosion of the bristles. Brushes come in a range of diameters from 2 1/2" to 5", and three different arbor thread sizes. Great for deburring, roughening, or rust/paint removal.



MODEL	THREAD SIZE	DIAMETER	PRICE
G8754	3/8" - 11" NC	3"	ONLY \$6 <sup>95</sup>
G8755	3/8" - 11" NC	4"	ONLY \$9 <sup>95</sup>
G8756	3/8" - 11" NC	5"	ONLY \$14 <sup>95</sup>
G8772	M10 - 1.5 mm	2 1/2"	ONLY \$6 <sup>95</sup>
G8773	M10 - 1.5 mm	3"	ONLY \$7 <sup>50</sup>
G8769	M14 - 2.0 mm	3"	ONLY \$8 <sup>95</sup>
G8770	M14 - 2.0 mm	4"	ONLY \$9 <sup>95</sup>
G8771	M14 - 2.0 mm	5"	ONLY \$12 <sup>95</sup>

### KNOTTED STEEL CUP BRUSHES

For industrial-duty applications, these knotted steel wire brushes will plow through the toughest weld splatter, scale or surface corrosion. The .020" heavy gauge steel wires are twisted into a tight spiral to maximize the abrasive action. Three different arbor sizes are available to fit most commercial angle grinders or sanding machines.




MODEL	THREAD SIZE	DIAMETER	PRICE
G8757	3/8" - 11" NC	2 1/2"	ONLY \$8 <sup>95</sup>
G8758	3/8" - 11" NC	3"	ONLY \$9 <sup>95</sup>
G8759	3/8" - 11" NC	4"	ONLY \$13 <sup>95</sup>
G8760	3/8" - 11" NC	5"	ONLY \$19 <sup>95</sup>
G8778	M10 - 1.5 mm	2 1/2"	ONLY \$9 <sup>95</sup>
G8779	M10 - 1.5 mm	3"	ONLY \$9 <sup>95</sup>
G8774	M14 - 2.0 mm	2 1/2"	ONLY \$8 <sup>95</sup>
G8775	M14 - 2.0 mm	3"	ONLY \$9 <sup>95</sup>
G8776	M14 - 2.0 mm	4"	ONLY \$14 <sup>95</sup>
G8777	M14 - 2.0 mm	5"	ONLY \$27 <sup>95</sup>

### 12-PC. BRUSH SETS

Clean hard to reach places with these brush sets. The nylon bristles are soft enough so they won't scratch most surfaces, but stiff enough to effectively loosen grit and grime.

Brass bristles are so aggressive they're ideal for cleaning steel parts and machinery. Package of 12 each.



MODEL H1430	Nylon	ONLY	\$4 <sup>95</sup>
MODEL H1431	Brass	ONLY	\$5 <sup>95</sup>

CALL 24 HOURS A DAY FROM ANYWHERE IN THE U.S.A. 1-800-523-4777

## MINIATURE TOOLING

### GYROS

#### SAFETY SHIELDS



Fits most hand held motor tools including Dremel™ and Craftsman™  
• Spring loaded and self closing • Rotates to open to full 180° • Access hole allows for easy replacement of accessories  
• GyroGuards do not fit model G8601

MODEL	GyroGuard TYPE	PRICE
H2177 SM	1 1/4" dia, 2 3/4" long, 0"-1 1/4" dia. cap.	ONLY \$19 <sup>95</sup>
H2178 LG	3 1/4" dia, 2 3/4" long, 0"-2 1/2" dia. cap.	ONLY \$24 <sup>95</sup>

• Hollow ground for cutting soft metal, wood and plastic • Strong, clean and gentle cutting action on delicate parts. Requires Mandrell.

#### SAW BLADES



MODEL	TYPE	DIA	THICK	BORE	TEETH	PRICE
H2184	Fine	3/4"	0.015"	1/8"	60	\$9 <sup>95</sup>
H2186	Fine	7/8"	0.015"	1/8"	80	\$9 <sup>95</sup>
H2188	Fine	1"	0.015"	1/8"	68	\$10 <sup>95</sup>
H2190	Fine	1 1/4"	0.015"	1/8"	80	\$11 <sup>95</sup>
H2192	Fine	1 1/2"	0.015"	1/8"	100	\$12 <sup>95</sup>
H2194	Fine	2"	0.015"	1/8"	140	\$18 <sup>95</sup>
H2196	Coarse	3/4"	0.015"	1/8"	36	\$9 <sup>95</sup>
H2198	Coarse	7/8"	0.015"	1/8"	40	\$9 <sup>95</sup>
H2200	Coarse	1"	0.015"	1/8"	34	\$10 <sup>95</sup>
H2202	Rip	1 1/4"	0.022"	1/8"	48	\$9 <sup>95</sup>
H2204	Rip	2"	0.018"	1/8"	140	\$11 <sup>95</sup>
H2206	Rip	7/8"	0.021"	1/8"	36	\$6 <sup>95</sup>
H2208	Ultra Fine	7/8"	0.005"	1/8"	120	\$5 <sup>95</sup>
H2210	Thick & Thin w/Mandrel	1"	.014" - .02"	1/4"	76	\$15 <sup>95</sup>

#### ADAPTER CHUCKS

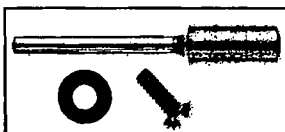
Made of stainless steel, dynamically balanced with a compact and streamlined design allowing a true spin and vibration-free performance, even at high RPM's.



MODEL	TYPE	PRICE
H2221	1/8" Shank Mini Adapter	\$5 <sup>95</sup>
H2222	3-pc. Chuck with 2 Collets 1/8" Shank	\$11 <sup>95</sup>

#### MANDRELS

Used for mounting circular saw blades and fiber disks to your mini-grinder, these high-quality mandrels are made of stainless steel and are true-running and vibration-free.



MODEL	SHANK	BODY	SCREW	PRICE
H2179	1/8"	1/4"	1/8"	ONLY \$2 <sup>45</sup>
H2181	1/8"	3/16"	1/4"	ONLY \$2 <sup>95</sup>
H2182	1/8"	1/8"	1/16"	ONLY \$2 <sup>45</sup>
H2183	3/32"	3/32"	1/16"	ONLY \$2 <sup>45</sup>

GRIZZ-04421



#### 10-PC. MINI ROUTER BIT SET



1/8" SHANK!

This convenient 10-piece set includes 3/16"r cove, 1/8"r roundover, 1/4"r straight, 3/16"r straight, 1/8"r straight, 3/32"r beading, 1/8"r rabbeting, 1/4"r plunge ogee, 1/4"r core box and 1/4"r V-groove, plus a wooden case. Requires the use of a router base or table mounting system.

New!

HIGH SPEED STEEL

MODEL H0880	10-Pc. Set	ONLY \$23 <sup>95</sup>
-------------	------------	-------------------------

#### INDIVIDUAL ROUTER BITS

MODEL H0906	3/16" R. Cove	ONLY \$3.25
MODEL H0907	1/8" R. Roundover	ONLY \$3.25
MODEL H0908	1/4" Straight	ONLY \$3.25
MODEL H0909	3/16" Straight	ONLY \$3.25
MODEL H0910	1/8" Straight	ONLY \$3.25
MODEL H0911	3/32" R. Beading	ONLY \$3.25
MODEL H0912	1/8" Rabbeting	ONLY \$3.25
MODEL H0913	Plunge Ogee	ONLY \$3.25
MODEL H0914	1/4" Core Box	ONLY \$3.25
MODEL H0915	1/4" V-Groove	ONLY \$3.25
MODEL C1792	Dovetail - Carbide	ONLY \$3.25
MODEL C1793	Dovetail - H.S.S.	ONLY \$3.25

#### ROTOZIP® REBEL®

Make clean freehand cuts through virtually any building material up to 1" thick with this spiral saw power tool.

- 5.0 Amp power
- 2 speeds: 24,000 and 30,000 RPM
- 3 position bump-off switch
- Air diverter switch
- Quick release handle

New!





MODEL H3593 Saw Kit	ONLY \$89 <sup>95</sup>
---------------------	-------------------------

#### ACCESSORIES:

G6415	Circle Cutter - "Spiracut"	ONLY \$17.95
G6416	Tile Cut Bit - each - "Spiracut"	ONLY \$5.95
G8273	Guide Point Bit - 10 pk.	ONLY \$8.95
H4227	Dust Extractor Attachment	ONLY \$14.95

#### 50-PC. CARBIDE BIT SET

Ideal for hobby, jewelry work and many types of miniature machine shop work. Made of extremely hard tungsten carbide, these bits will penetrate most metals, untempered glass, plastics, fiberglass and most stones softer than quartz. 1/8" shank fits Dremel® and similar motorized hand tools. You can also use a drill press on a high speed setting. Set includes an assortment of drills and side cutting rasps. Rated to speeds of up to 60,000 RPM.



MODEL G7950	\$14 <sup>95</sup>	ONLY \$12 <sup>95</sup>
-------------	--------------------	-------------------------

GRIZC-04422

**MINI GRINDING & BURR SETS****DREMEL® VARIABLE SPEED MULTI-PRO TOOL**

• Fastest of the high speed rotary tools, the MultiPro™ tool gives you all the control and cutting action needed to complete hundreds of jobs • Ideal for precision cutting, grinding, drilling, sharpening, engraving, polishing, deburring, buffing, smoothing, routing, shaping and carving all types of material • Backed by 5-year warranty • Includes A/O wheel point, setscrew mandrel, two cut-off wheels, drum sander and wrench



<b>MODEL H1415</b>	Dremel® Multi-Pro Tool	<b>ONLY \$59<sup>95</sup></b>
--------------------	------------------------	-------------------------------

**DREMEL® ADVANTAGE CUT-OUT TOOL**

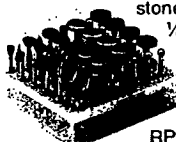
This professional high-speed Rotary Saw™ features: • 120V, 4.5 Amp power • Variable speeds: 10,000 to 35,000 RPM • Collet capacity: 1/8" - 1/4" • Sealed ball bearings • Tool storage in handle • Quick release side handle for working into tight spots • Includes 1/8" collet, collet wrench, three 1/8" spiral cutters, complete instructions and convenient case



<b>MODEL H3817</b>	Dremel® Cut-out Tool	<b>ONLY \$84<sup>95</sup></b>
<b>MODEL H3894</b>	Circle Cutting Attachment	<b>ONLY \$14<sup>95</sup></b>

**50-PC. ASST. DIAMOND 1/8" ROTARY BURR SET**


This 50-pc. 180 grit rotary burr set has just about any burr shape you could ever want for fine detail work in wood, glass, metal and stone. Each burr has an 1/8" shank for use in Dremel® Moto-Tools, flex shaft grinders and drills. Maximum 20,000 RPM.



<b>MODEL H1424</b>	<b>ONLY \$49<sup>95</sup></b>
--------------------	-------------------------------

**10-PC. DIAMOND BURR SET 1/4" SHANK**


These 1/4" shank 150 grit burrs work well in drills and die grinders and feature the 10 most popular burr profiles. This set comes in a nice plastic case for easy storage. Maximum 20,000 RPM.



<b>MODEL H1420</b>	<b>ONLY \$8<sup>95</sup></b>
--------------------	------------------------------

**20-PC. MINI DIAMOND BURR SET 1/8" SHANK**


This 20-pc. 150 grit rotary burr set has most of the burr shapes you need. Each burr has an 1/8" shank for use in Dremel® Moto-Tools, flex shaft grinders and drills. Maximum 24,000 RPM.



<b>MODEL H1421</b>	<b>ONLY \$8<sup>95</sup></b>
--------------------	------------------------------

**6-PC. DIAMOND CUTTING DISC SET**

Combine this set with a rotary burr set and you truly have it all. These 180 grit rotary discs will cut, score, and grind just about any material (except other diamonds). Maximum 22,000 RPM.



<b>MODEL H1422</b>	<b>ONLY \$10<sup>95</sup></b>
--------------------	-------------------------------


**DREMEL® ROUTER BASE**

Convert your Dremel® Multi-Pro Tool into a precision router with this Router Base.

<b>MODEL H3818</b>	<b>ONLY \$24<sup>95</sup></b>
--------------------	-------------------------------

**DREMEL® ACCESSORY SETS**


For all your mini grinding requirements, these kits include — H3819 Cutting / Carving / Sanding Set, H3820 Sanding / Grinding Set and H3821 General Purpose Set.



<b>MODEL H3819</b>	48-PC. ONLY \$12 <sup>95</sup>
<b>MODEL H3820</b>	31-PC. ONLY \$12 <sup>95</sup>
<b>MODEL H3821</b>	52-PC. ONLY \$12 <sup>95</sup>

**DREMEL® ENGRAVER**

• Ideal for identifying and personalizing your valuables as well as decorative engraving • Engraves wood, leather, tools, machinery, hard steel, stone, glass, ceramics, porcelain, plastics, and more • 115V, AC, 60 Hz • 0.2 amps • 7,200 strokes per minute • Includes replacement carbide steel engraver point



<b>MODEL H1493</b>	<b>ONLY \$19<sup>95</sup></b>
--------------------	-------------------------------

**STANLEY 40-PC. MINI GRINDING POLISHING SET**

This set boasts 20 assorted vitrified-bond aluminum oxide stones in four different grits. Ten assorted cotton buffs and ten assorted rubberized abrasives complete this package. A must have for putting the finishing touches on any project!



<b>MODEL H0940</b>	<b>ONLY \$27<sup>95</sup></b>
--------------------	-------------------------------

CALL 24 HOURS A DAY FROM ANYWHERE IN THE U.S.A. 1-800-523-4777


201

**X-ACTO®**

### STANDARD WOODCARVING SET

Precision quality tools to meet general woodworking needs. Gouges and blades for cutting, leveling, shaping and whittling. Includes #5 knife with #19 blades; #15, 18, 22, 24 and 26 blades;  $\frac{1}{16}$ " V carving,  $\frac{3}{16}$ " wide carving V and  $\frac{1}{16}$ " narrow carving V gouges and  $\frac{1}{4}$ " wide carving and  $\frac{1}{16}$ " narrow carving chisels. Wooden case.


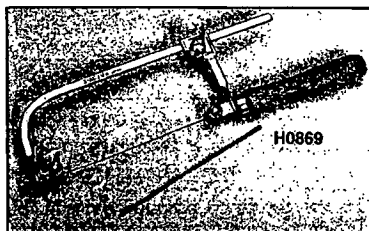
**New!**



MODEL H0874 ONLY \$19<sup>95</sup>

### ADJUSTABLE JEWELER'S SAW WITH 12 BLADES

Adjustable blade positioner cuts in any direction. For sawing metal and other hard materials. Frame allows 2" to 7 $\frac{1}{2}$ " long blades to be drawn taut for intricate cutting. Includes 12 Coarse Jeweler's Saw Blades.




Adjustable Jeweler's Saw with 12 Blades  
MODEL H0869 ONLY \$24<sup>95</sup>  
12 Fine Jeweler's Blades. Size 6/0, 50  
teeth per inch, 8 thousandths thick  
MODEL H0870 ONLY \$5<sup>95</sup>

**X-ACTO®**

### STANDARD KNIFE SET

For general cutting and sawing of light- to medium-weight materials. Includes #1 knife with #11 blade; #2 knife with #2 blade; #6 knife with #24 blade; #7 and #10 blades; 2 #11 blades; #13, 16, 17, 18, 19, 22, 24, 27 blades and 2 #26 blades. For wood, cardboard, paper, plastic, board, cloth and foam. Wooden case.

**New!**



MODEL H0873 ONLY \$27<sup>95</sup>

### MAT CUTTER WITH 15 #19 BLADES

Lightweight molded body for cutting perfect mats at 90 degree cut. Positive lock secures blade in slot for maximum accuracy. Rounded body provides total control. Includes 15 #19 blades.

**New!**



MODEL H0867 ONLY \$9<sup>95</sup>

### STANDARD HOBBY TOOL SET

A complete assortment of quality knives, blades and tools for general hobby and craft projects. Includes #1 knife with #11 blade; #2 knife with #2 blade; #5 knife with #19 blade; #7, 11, 13, 16, 17, 22, 24, 26 and 28 blades; block plane and block sander; spokeshave; balsa stripper; 2 routers and 4 gouges. Wooden case

**New!**




MODEL H0875 ONLY \$44<sup>95</sup>

### T-SQUARE/MAT BEVELER

For both perpendicular and beveled cuts. 30" long rule of light aluminum measures in inches and centimeters. Includes T-square, #5 knife, package of 5 #24 blades.

**New!**



MODEL H0868 ONLY \$27<sup>95</sup>

# X-ACTO®

## GRIPSTER® SOFT GRIP KNIFE

Lightweight cutting of paper, plastic, balsa, thin metal, cloth, film and acetate. Rubberized barrel for comfort and control with anti-roll design and safety cap. Rear blade release for easy, safe replacement. Includes #11 Classic Fine Point Blade.



MODEL H0849	Blue	ONLY	\$4.50
MODEL H0850	Red	ONLY	\$4.50
MODEL H0851	Teal	ONLY	\$4.50

## X2000® KNIFE WITH SAFETY CAP

For delicate, precision cutting, trimming and stripping. Paper, plastic, balsa, thin metal, cloth, film and acetate. Rubberized comfort grip with anti-roll wedge. Includes #11 Classic Fine Point Blade and safety cap.



MODEL H0847	Teal	ONLY	\$5.25
MODEL H0848	Cranberry	ONLY	\$5.25

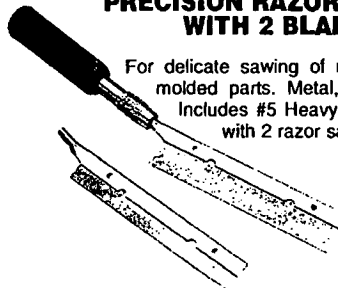
## #1 PRECISION KNIFE WITH 5 BLADES



GRIZC-04424

MODEL H0845	#11	ONLY	\$4.25
MODEL H0846	Asst.	ONLY	\$4.25

## PRECISION RAZOR SAW SET WITH 2 BLADES

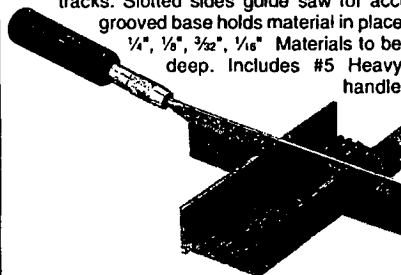


For delicate sawing of model railroad tracks and molded parts. Metal, plastic and balsa wood. Includes #5 Heavy-Duty Plastic Knife Handle with 2 razor saw blades.

MODEL H0872	Razor Saw with 2 Blades	ONLY	\$7.95
MODEL H0865	Medium Saw Blade	ONLY	\$2.95
MODEL H0866	Extra Fine Saw Blade	ONLY	\$3.25

## SMALL METAL MITER BOX SET

For precision cutting of molding, trim, model parts and railroad tracks. Slotted sides guide saw for accurate miters. Formed grooved base holds material in place in widths of 3/16", 1/8", 1/4", 3/8", 1/2", 5/8". Materials to be cut can be up to 7/8" deep. Includes #5 Heavy-Duty Plastic Knife handle with V-tooth Saw Blade.



MODEL H0871	ONLY	\$14.95
-------------	------	---------




## X-ACTO® REPLACEMENT BLADES

### #2 CLASSIC FINE POINT BLADES 5-PK.



MODEL H0853  
ONLY \$1.99

### #10 GENERAL PURPOSE BLADES 5-PK.



MODEL H0854  
ONLY \$2.99

### #11 CLASSIC FINE POINT BLADES



MODEL H0855 5-PK.  
ONLY \$1.99  
MODEL H0856 40-PK.  
ONLY \$9.95  
MODEL H0857 100-PK.  
ONLY \$24.95

### #17 LIGHTWEIGHT CHISELING BLADES 5-PK.



MODEL H0858  
ONLY \$1.99

### #18 HEAVYWEIGHT CHISELING BLADES 5-PK.



MODEL H0859  
ONLY \$2.25

### #19 ANGLED WOOD CHISELING BLADES 5-PK.



MODEL H0860  
ONLY \$2.25

### #22 LARGE CURVED CARVING BLADES 5-PK.



MODEL H0861  
ONLY \$3.95

### #23 CORNER STRIPPING BLADES 5-PK.



MODEL H0862  
ONLY \$7.50

### #25 LARGE CONTOURED BLADES 5-PK.



MODEL H0863  
ONLY \$6.95

### #28 CONCAVE CARVING BLADES 5-PK.



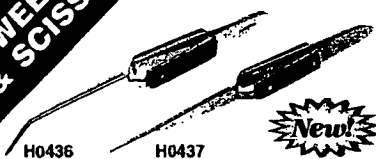
MODEL H0864  
ONLY \$9.95

CALL 24 HOURS A DAY FROM ANYWHERE IN THE U.S.A. 1-800-523-4777



## TWEEZERS & SCISSORS

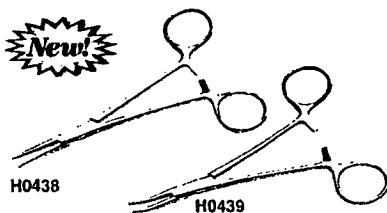
### SOLDERING TWEEZERS



When the job calls for holding small parts for precision soldering or when a heat sink is necessary for sensitive electronic components, these 6" Stainless Steel Tweezers are the perfect tool. Spring action keeps tweezers closed and secure during use and insulated grips protect fingers from high soldering heat.

MODEL H0436 6" Curved ONLY \$2<sup>95</sup>  
MODEL H0437 6" Straight ONLY \$2<sup>95</sup>

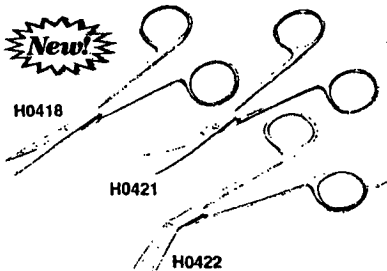
### HEMOSTATS



These stainless steel Hemostats offer precision serrated micro-teeth and multi-pressure locking jaws. Perfect for all types of uses around the home and shop. Choose from straight and curved styles in three different sizes. Not for medical use.

MODEL H0438 5" Straight ONLY \$2<sup>25</sup>  
MODEL H0439 5" Curved ONLY \$2<sup>25</sup>  
MODEL H0440 5½" Straight ONLY \$2<sup>50</sup>  
MODEL H0441 5½" Curved ONLY \$2<sup>50</sup>  
MODEL H0442 6½" Straight ONLY \$2<sup>50</sup>  
MODEL H0443 6½" Curved ONLY \$2<sup>50</sup>

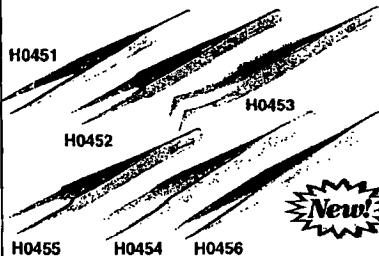
### IRIS SCISSORS



Precision needle tips for fine cutting control make these scissors ideal for any close work. Choose from straight, curved, or angular styles. Each Iris Scissors measures 4½" overall.

MODEL H0418 Straight ONLY \$2<sup>95</sup>  
MODEL H0421 Curved ONLY \$2<sup>95</sup>  
MODEL H0422 Angular ONLY \$2<sup>95</sup>


### WATCHMAN TWEEZERS



Made for watchmakers, these Tweezers are designed to hold and manipulate tiny clock parts. With needle tips and fine finger control they're also great for just about any other type of precision work. Choose from a variety of styles. Tweezers are stainless steel with satin finish.

MODEL H0451 #1 ONLY \$2<sup>95</sup>  
MODEL H0452 #4 ONLY \$2<sup>95</sup>  
MODEL H0453 #6 ONLY \$2<sup>95</sup>  
MODEL H0454 #5 ONLY \$2<sup>95</sup>  
MODEL H0455 #2 ONLY \$2<sup>95</sup>  
MODEL H0456 #3 ONLY \$2<sup>95</sup>

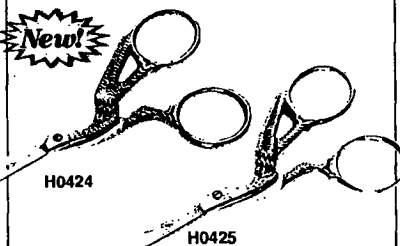
### 6" COLLEGE TWEEZERS WITH LOCK



These angled tweezers feature a locking device to securely hold items without the need for constant finger pressure. Perfect for rotating and examining delicate samples or collectibles. Features alignment pin and easy lock release. College Tweezers with Lock measure 6" overall.

MODEL H0432 ONLY \$3<sup>50</sup>


### STORK SCISSORS



These distinctive stainless steel Stork Scissors feature a feather textured body with polished head and beak. A perfect blend of form and function. H0425 has a brass plated body with silver head and beak. Each Stork Scissors measures 3½" overall.

MODEL H0424 Silver ONLY \$3<sup>95</sup>  
MODEL H0425 Half Gold ONLY \$4<sup>25</sup>


### WATCHMAN CROSS ACTION TWEEZERS



For extremely fine work, this Watchman Cross Action Tweezer with needle tips features a delicate reverse spring action to grip small parts when finger pressure is released. That way, it's easy to control and manipulate tiny items without relying on finger pressure to hold those items. Tweezers are stainless steel with satin finish.

MODEL H0458 ONLY \$3<sup>50</sup>

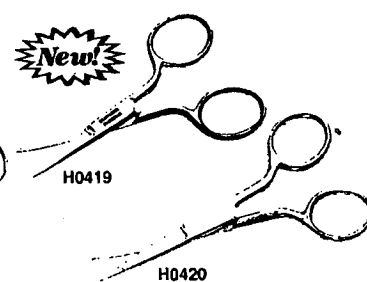
### 4-PC. DENTAL PICK SET



This stainless steel Dental Pick Set is perfect for a variety of uses around the shop. Whether restoring cut threads or fine scribing, you'll wonder how you ever got along without them. Each pick features two different pick styles, a knurled handle and measures 6½" long. Set includes protective plastic pouch.

MODEL H0444 ONLY \$5<sup>50</sup>

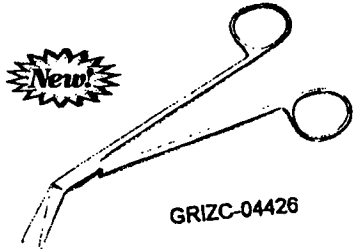
### EMBROIDERY SCISSORS



Long, narrow tips for precision cutting will get in close to trim the tiniest embroidery threads. Made of stainless steel, these Embroidery Scissors measure 3½" and 4½" overall.

MODEL H0419 3½" ONLY \$3<sup>25</sup>  
MODEL H0420 4½" ONLY \$3<sup>25</sup>

## KELLY SCISSORS



For precision cutting in tough-to-reach situations, these Kelly Scissors can't be beat. Long handles, sharp cutting edges and 135° angled design lets you get into places ordinary scissors can't. Polished stainless steel scissors measure 6¼" overall length.

MODEL H0446 ONLY \$3<sup>95</sup>

## THREAD NIPPER



Compact design, spring loaded action and built-in finger loop combine to provide the greatest control possible when nipping threads and other delicate items. Great for hobby work such as fly-tying and embroidery. Satin-finish, stainless steel Thread Nippers measure 4½" overall.

MODEL H0449 ONLY \$4<sup>95</sup>

## BARBER SCISSORS



For extra-fine cutting, these professional quality Barber Scissors will provide years of dependable service and feature stainless steel construction and an extra finger grip for unsurpassed control. Small Barber Scissors measure 5½" overall and large Barber Scissors measure 7½" overall.

MODEL H0426 5½" ONLY \$4<sup>50</sup>  
MODEL H0427 7½" ONLY \$5<sup>50</sup>

**TWEEZERS & SCISSORS**



**FINEST GERMAN MADE QUALITY**



### CURVED EXTRA FINE TWEEZERS

Stainless steel, anti-static ESD safe, anti-magnetic, hypo allergenic, 4¾" long.



MADE IN GERMANY

MODEL H2778 ONLY \$19<sup>95</sup>

### 40° FINE TIP BENT TWEEZERS

Stainless steel, anti-magnetic, acid resistant, brushed finish, 4¾" long.



MADE IN GERMANY

MODEL H2779 ONLY \$19<sup>95</sup>

### MICRO TIP BENT/ANGLED TWEEZERS

Stainless steel, anti-magnetic, acid resistant, brush finished, 4¾" long.




MADE IN GERMANY

MODEL H2780 ONLY \$22<sup>95</sup>

### BLUNT TIP TWEEZERS

1.0 mm wide serrated. Stainless steel, anti-magnetic, acid resistant, brushed finish, 4¾" long.



MADE IN GERMANY

MODEL H2781 ONLY \$14<sup>95</sup>

### STRONG TAPERED POINT TWEEZERS

Stainless steel, brushed finish, 5¾" long.




MADE IN GERMANY

MODEL H2782 ONLY \$11<sup>95</sup>

### VERY FINE TAPERED TWEEZERS

Stainless steel, anti static ESD safe, anti-magnetic, hypo allergenic, 4¾" long.



MADE IN GERMANY

MODEL H2783 ONLY \$14<sup>95</sup>

### TAPERED TIP SERRATED TWEEZERS

Stainless steel, acid resistant, anti-magnetic, brushed finish, 4¾" long.



MADE IN GERMANY

MODEL H2784 ONLY \$15<sup>95</sup>

### MICRO TIP 4° HOOK TWEEZERS

Stainless steel, acid resistant, anti-magnetic, brush finished, 4¾" long.



MADE IN GERMANY

MODEL H2785 ONLY \$21<sup>95</sup>

### TAPERED SOLDERING HOOK

Tapered & curved 2 mm wide. Stainless steel, natural finish. Great for getting into tight spots and removing excess glue!



MADE IN GERMANY

MODEL H2786 ONLY \$29<sup>95</sup>


CALL 24 HOURS A DAY FROM ANYWHERE IN THE U.S.A. 1-800-523-4777

205

**DRILLING  
& BORING**



# COBALT ALLOY DRILL BITS



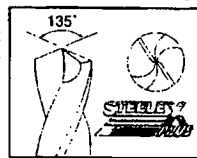
**THESE BITS WILL  
OUTLAST MOST BITS  
ON THE MARKET**

Because of its resistance to heat and stress, Cobalt Alloy bits turn faster without overheating. The 135° split point enables the drill to use less thrust and eliminates the tendency of the drill point to walk which makes these great for use in portable drills or drill presses. Cobalt Alloy bits will retain their edge sharpness longer than normal H.S.S. bits, resulting in a significant saving of time and money in the workshop. We've assembled some fantastic money-saving sets here. All sets include a heavy-gauge steel index case for storing.

MODEL G8865	13-Pc. Set (1/8" - 1/2")	ONLY \$16 <sup>95</sup>
MODEL G8866	21-Pc. Set (1/8" - 3/4")	ONLY \$44 <sup>95</sup>
MODEL G8867	29-Pc. Set (1/8" - 1")	ONLY \$79 <sup>95</sup>

## COBALT DRILL BITS

The same great drills from the sets above can also be purchased individually. Sizes range from 1/16" to 1/2" in 1/64" increments. These premium bits are engineered to handle high tensile steels and hard-to-machine alloys. The 135° Split Point bits eliminate the bit from walking.



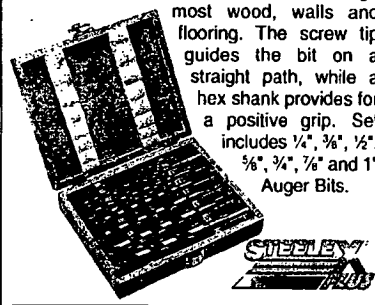
Split Point  
Bit Profile



MODEL G8836	1/16"	ONLY \$1 <sup>30</sup>
MODEL G8837	5/64"	ONLY \$1 <sup>35</sup>
MODEL G8838	3/32"	ONLY \$1 <sup>40</sup>
MODEL G8839	7/64"	ONLY \$1 <sup>40</sup>
MODEL G8840	1/8"	ONLY \$1 <sup>55</sup>
MODEL G8841	9/64"	ONLY \$1 <sup>65</sup>
MODEL G8842	5/32"	ONLY \$1 <sup>65</sup>
MODEL G8843	11/64"	ONLY \$1 <sup>85</sup>
MODEL G8844	3/16"	ONLY \$1 <sup>95</sup>
MODEL G8845	13/64"	ONLY \$2 <sup>25</sup>
MODEL G8846	7/32"	ONLY \$2 <sup>45</sup>
MODEL G8847	15/64"	ONLY \$2 <sup>55</sup>
MODEL G8848	1/4"	ONLY \$2 <sup>95</sup>
MODEL G8849	17/64"	ONLY \$3 <sup>25</sup>
MODEL G8850	9/32"	ONLY \$3 <sup>45</sup>
MODEL G8851	19/64"	ONLY \$3 <sup>75</sup>
MODEL G8852	5/16"	ONLY \$3 <sup>95</sup>
MODEL G8853	21/64"	ONLY \$4 <sup>25</sup>
MODEL G8854	11/32"	ONLY \$4 <sup>45</sup>
MODEL G8855	23/64"	ONLY \$4 <sup>75</sup>
MODEL G8856	3/8"	ONLY \$4 <sup>95</sup>
MODEL G8857	25/64"	ONLY \$5 <sup>25</sup>
MODEL G8858	13/32"	ONLY \$5 <sup>45</sup>
MODEL G8859	27/64"	ONLY \$5 <sup>75</sup>
MODEL G8860	7/16"	ONLY \$5 <sup>95</sup>
MODEL G8861	29/64"	ONLY \$6 <sup>25</sup>
MODEL G8862	15/32"	ONLY \$6 <sup>95</sup>
MODEL G8863	31/64"	ONLY \$7 <sup>55</sup>
MODEL G8864	1/2"	ONLY \$7 <sup>95</sup>

## 7-PIECE DELUXE SCREW TIP AUGER BIT SET

The longer length of these quality Auger Bits allow the user to bore deep holes through most wood, walls and flooring. The screw tip guides the bit on a straight path, while a hex shank provides for a positive grip. Set includes 1/4", 5/16", 3/8", 7/8", 1", 1 1/2" and 2" Auger Bits.



MODEL G7933 7 Pc. Set ONLY \$54<sup>95</sup>

## NEW! AIRCRAFT EXTENSION DRILLS

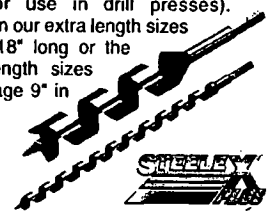
These longer length high speed steel drill bits can reach into areas that are difficult to access with standard length drill bits. Model G9750 includes 1/16" - 1/4" x 6" long. Model G9751 includes 1/16" - 1/2" x 12" long. Model G9752 includes 1 - 60 wire gauge sizes x 6" long.



MODEL G9750	ONLY \$7 <sup>95</sup>
MODEL G9751	ONLY \$16 <sup>95</sup>
MODEL G9752	ONLY \$22 <sup>95</sup>

## INDIVIDUAL SCREW TIP AUGER BITS

The tapered screw tips on these auger bits helps to make sure your hole ends up where you want it! Hex shank is sized to fit into 3/8" or larger hand drills (not recommended for use in drill presses). Choose from our extra length sizes which are 18" long or the standard length sizes which average 9" in length.



STANDARD LENGTH (APPROX 9")		
MODEL G8914	1/4"	ONLY \$5 <sup>95</sup>
MODEL G8915	5/16"	ONLY \$5 <sup>95</sup>
MODEL G8916	3/8"	ONLY \$6 <sup>95</sup>
MODEL G8917	7/16"	ONLY \$6 <sup>95</sup>
MODEL G8918	1/2"	ONLY \$7 <sup>95</sup>
MODEL G8919	9/16"	ONLY \$7 <sup>95</sup>
MODEL G8920	5/8"	ONLY \$8 <sup>95</sup>
MODEL G8921	11/16"	ONLY \$8 <sup>95</sup>
MODEL G8922	3/4"	ONLY \$9 <sup>95</sup>
MODEL G8923	13/16"	ONLY \$9 <sup>95</sup>
MODEL G8924	7/8"	ONLY \$10 <sup>95</sup>
MODEL G8925	15/16"	ONLY \$10 <sup>95</sup>
MODEL G8926	1"	ONLY \$11 <sup>95</sup>
MODEL G8927	1 1/8"	ONLY \$11 <sup>95</sup>
MODEL G8928	1 3/16"	ONLY \$12 <sup>95</sup>
MODEL G8929	1 1/4"	ONLY \$12 <sup>95</sup>
MODEL G8930	1 5/16"	ONLY \$13 <sup>95</sup>
MODEL G8931	1 3/8"	ONLY \$13 <sup>95</sup>
MODEL G8932	1 7/16"	ONLY \$14 <sup>95</sup>
MODEL G8933	1 1/2"	ONLY \$16 <sup>95</sup>

LONG LENGTH (18")		
MODEL G8934	1/4"x18"	ONLY \$8 <sup>95</sup>
MODEL G8935	3/8"x18"	ONLY \$9 <sup>95</sup>
MODEL G8936	1/2"x18"	ONLY \$11 <sup>95</sup>
MODEL G8937	5/8"x18"	ONLY \$13 <sup>95</sup>
MODEL G8938	3/4"x18"	ONLY \$15 <sup>95</sup>
MODEL G8939	7/8"x18"	ONLY \$17 <sup>95</sup>
MODEL G8940	1"x18"	ONLY \$19 <sup>95</sup>

## TAPERED DRILLS WITH COUNTERSINKS & STOP COLLARS


The adjustable stop collar allows you to adjust for the screw depth. Set includes: tapered drills, countersinks and stop collars for #5, #6, #7, #8, #9, #10, and #12 screws.



MODEL H0995	#5	ONLY	\$3 <sup>25</sup>
MODEL H0996	#6	ONLY	\$3 <sup>25</sup>
MODEL H0997	#7	ONLY	\$3 <sup>25</sup>
MODEL H0998	#8	ONLY	\$3 <sup>25</sup>
MODEL H0999	#9	ONLY	\$3 <sup>25</sup>
MODEL H1000	#10	ONLY	\$3 <sup>75</sup>
MODEL H2525	#12	ONLY	\$3 <sup>75</sup>
7-Pc. Set			
MODEL G1728		ONLY	\$22 <sup>95</sup>

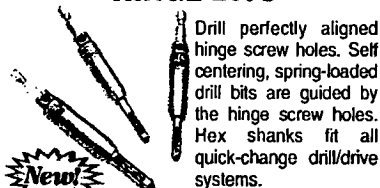
## STEELX 5-PC. SUPER STUBBY DRILL SET

Perfect for large hole drilling on drill presses with less than 6" spindle travel. The drill length is 4" overall making drill changing without repositioning the head a snap. A great alternative to Silver & Deming bits because they are 2" shorter, more rigid and more economical. All have 1/2" reduced shanks and are made from M-2 H.S.S. Set contains 1/8", 3/16", 1/4", 5/16" and 3/8" hole sizes with a 2 3/4" effective cutting length.



MODEL G8835 ~~\$30.95~~ SPECIAL \$19<sup>95</sup>

## HINGE BITS




Drill perfectly aligned hinge screw holes. Self centering, spring-loaded drill bits are guided by the hinge screw holes. Hex shanks fit all quick-change drill/drive systems.

#3, 4 Hinge Bit with Hex Shank	
MODEL H0955	ONLY \$3 <sup>95</sup>
#5, 6 Hinge Bit with Hex Shank	
MODEL H0956	ONLY \$3 <sup>95</sup>
#8, 9, 10 Hinge Bit with Hex Shank	
MODEL H0957	ONLY \$3 <sup>95</sup>
1/4" Replacement Bit for H0955	
MODEL H0958	ONLY 95¢
1/4" Replacement Bit for H0956	
MODEL H0959	ONLY 95¢
1/4" Replacement Bit for H0957	
MODEL H0960	ONLY 95¢

## CORDLESS DRILL BIT SET

Extra-wide flutes and special surface treatment quickly removes chips and penetrates deeper without the need to back out. They're ideal with cordless drills because they'll drill more holes per charge. Thirteen-piece set includes: 1/8" - 1/4" in 1/16" increments.



MODEL G5415 13-Piece ONLY \$15<sup>95</sup>

## UNIBITS


The single drill bit that does it all! Forged in industrial grade molybdenum steel and heat treated to a Rockwell 61-63 hardness, these self starting, laser-marked step bits provide clean and dependable drilling in all sheet stock materials to 1/8" thick. Model G4959 can be used on materials to 3/8" thick.



MODEL G4958	1/8" - 1/2" ONLY	\$14 <sup>95</sup>
MODEL G4959	3/16" - 1/2" ONLY	\$14 <sup>95</sup>
MODEL G4960	1/4" - 3/4" ONLY	\$25 <sup>95</sup>
MODEL G4961	3/16" - 7/8" ONLY	\$29 <sup>95</sup>

## 7-PC. SPLIT RING DEPTH STOP SET

Precise and consistent drilling depths can be achieved with these Split Ring Depth Stops. Simply slide over the appropriately sized drill bit and lock in position by tightening the socket head screw. Split ring clamping prevents damage to drill bits and allows tremendous tightening pressure so there's no slipping on the bit. Sizes include: 1/8", 3/16", 1/4", 5/16", 3/8", 7/16" and 1/2". Hex wrench included.



MODEL H0987 ONLY \$6<sup>95</sup>

## H.S.S. DRILL BITS

H.S.S. bits are treated and finished with a black oxide coating. 29-piece set includes bits ranging from 1/16" to 1/2" in increments of 1/16". 115 piece set features 29 fractional bits from 1/16" to 1/2" in increments of 1/16", letter bits from A to Z and 60 number bits. Both are housed in rugged steel cases.

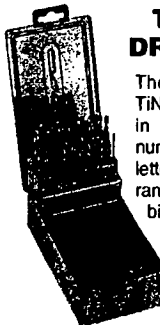


GRIZC-04428

MODEL G3655	29-Pc. Set	ONLY \$17 <sup>95</sup>
MODEL G3657	115-Pc. Set	ONLY \$49 <sup>95</sup>

## TIN COATED DRILL BIT SETS


These long-lasting H.S.S., Tin coated bits are available in either a 60-piece numbered bit set or 26-piece lettered bit set. Numbered bits range from 1 to 60. Lettered bits range from A to Z. Both sets include steel drill indexes.



MODEL G9754	60-pc Set	ONLY \$19 <sup>95</sup>
MODEL G9755	26-pc Set	ONLY \$29 <sup>95</sup>

## TITANIUM DRILL BITS

Titanium nitride coated bits last up to six times as long as uncoated bits. 29-piece set includes bits ranging from 1/16" to 1/2" in increments of 1/16". 115-piece set features 29 fractional bits from 1/16" to 1/2" in increments of 1/16", letter bits from A to Z and 60 number bits. Housed in rugged steel cases.



MODEL G3656	29-Pc. Set	ONLY \$34 <sup>95</sup>
MODEL G3658	115-Pc. Set	ONLY \$69 <sup>95</sup>

CALL 24 HOURS A DAY FROM ANYWHERE IN THE U.S.A. 1-800-523-4777

207

## DRILLING & BORING

### 5-PC. COUNTERSINK SETS

G5728

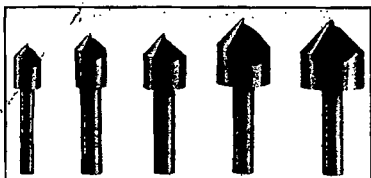
G5729

Countersink and debur the easy way. Single cutting edge ensures fast stock removal and no chatter that's associated with multi-spur countersinks. Each set includes  $\frac{1}{16}$ ",  $\frac{3}{32}$ ",  $\frac{1}{8}$ ",  $\frac{5}{16}$ " and  $\frac{3}{4}$ " countersinks.

MODEL G5728 60° ONLY \$19<sup>95</sup>  
MODEL G5729 90° ONLY \$19<sup>95</sup>

### COUNTERSINKS


These single flute countersinks are machined from carbon steel and come in your choice of six different diameters. All have a 90° angle on the point for sharp and precise countersinking. The cutting edge is hardened and honed for sharpness. Single fluting gives the added advantage of less vibration and chatter resulting in a smoother cut.



MODEL G8954  $\frac{1}{4}$ " ONLY \$1<sup>95</sup>  
MODEL G8955  $\frac{5}{16}$ " ONLY \$1<sup>95</sup>  
MODEL G8956  $\frac{3}{8}$ " ONLY \$2<sup>49</sup>  
MODEL G8957  $\frac{1}{2}$ " ONLY \$2<sup>49</sup>  
MODEL G8958  $\frac{5}{8}$ " ONLY \$2<sup>99</sup>  
MODEL G8959  $\frac{3}{4}$ " ONLY \$2<sup>99</sup>

### TURBOMAX® DRILL SETS

TURBOMAX® drill bits stay sharper longer and feature revolutionary JET POINT™ Tips with far sharper cutting edges and flat ground shanks for better chuck grip. 21-pc set includes drills from  $\frac{1}{16}$ " to  $\frac{3}{8}$ " by  $\frac{1}{64}$ ". 29-pc set includes drills from  $\frac{1}{16}$ " through  $\frac{1}{2}$ " by  $\frac{1}{64}$ ". Both have metal indexes and lifetime warranties.



MODEL G5834 21 Pc. Set ONLY \$49<sup>95</sup>  
MODEL G6511 29 Pc. Set ONLY \$99<sup>95</sup>



### H.S.S. BRAD POINT BITS

Order just the size you need for that special project or replace lost or broken bits from sets.

MODEL	SIZE	LENGTH	PRICE
H1091	$\frac{1}{8}$ "	2 $\frac{1}{16}$ "	\$1.40
H1092	$\frac{9}{64}$ "	2 $\frac{1}{2}$ "	\$1.45
H1093	$\frac{5}{32}$ "	3"	\$1.50
H1094	$\frac{11}{64}$ "	3 $\frac{1}{16}$ "	\$1.55
H1095	$\frac{3}{16}$ "	3 $\frac{1}{8}$ "	\$1.60
H1096	$\frac{13}{64}$ "	3 $\frac{1}{2}$ "	\$1.65
H1097	$\frac{7}{32}$ "	3 $\frac{3}{4}$ "	\$1.70
H1098	$\frac{15}{64}$ "	3 $\frac{1}{2}$ "	\$1.75
H1099	$\frac{1}{4}$ "	4"	\$1.80
H1100	$\frac{17}{64}$ "	4 $\frac{1}{4}$ "	\$1.90
H1101	$\frac{9}{32}$ "	4 $\frac{1}{2}$ "	\$2.05
H1102	$\frac{19}{64}$ "	4 $\frac{1}{2}$ "	\$2.20
H1103	$\frac{5}{16}$ "	4 $\frac{3}{4}$ "	\$2.35
H1104	$\frac{21}{64}$ "	4 $\frac{3}{4}$ "	\$2.50
H1105	$\frac{11}{32}$ "	4 $\frac{13}{16}$ "	\$2.60
H1106	$\frac{23}{64}$ "	4 $\frac{3}{4}$ "	\$2.70
H1107	$\frac{3}{8}$ "	4 $\frac{3}{4}$ "	\$2.80
H1108	$\frac{25}{64}$ "	5"	\$2.90
H1109	$\frac{13}{32}$ "	5 $\frac{1}{8}$ "	\$3.00
H1110	$\frac{27}{64}$ "	5 $\frac{1}{4}$ "	\$3.10
H1111	$\frac{1}{2}$ "	5 $\frac{1}{8}$ "	\$3.20
H1112	$\frac{29}{64}$ "	5 $\frac{1}{2}$ "	\$3.30
H1113	$\frac{15}{32}$ "	5 $\frac{1}{8}$ "	\$3.40
H1114	$\frac{31}{64}$ "	5 $\frac{1}{4}$ "	\$3.50
H1115	$\frac{1}{2}$ "	5 $\frac{1}{2}$ "	\$3.60



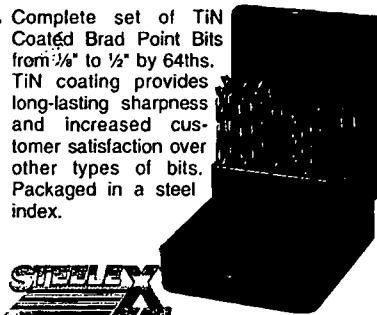
### TIN COATED BRAD POINT BITS

Just like the bits above, but TIN coated bits stay sharper longer.

MODEL	SIZE	LENGTH	PRICE
H1065	$\frac{1}{8}$ "	2 $\frac{1}{4}$ "	\$1.60
H1066	$\frac{9}{64}$ "	2 $\frac{1}{8}$ "	\$1.65
H1067	$\frac{5}{32}$ "	3"	\$1.70
H1068	$\frac{11}{64}$ "	3 $\frac{1}{8}$ "	\$1.75
H1069	$\frac{3}{16}$ "	3 $\frac{1}{8}$ "	\$1.80
H1070	$\frac{13}{64}$ "	3 $\frac{1}{8}$ "	\$1.85
H1071	$\frac{7}{32}$ "	3 $\frac{1}{2}$ "	\$1.90
H1072	$\frac{15}{64}$ "	3 $\frac{1}{2}$ "	\$1.95
H1073	$\frac{1}{4}$ "	3 $\frac{3}{4}$ "	\$2.00
H1074	$\frac{17}{64}$ "	4 $\frac{1}{8}$ "	\$2.10
H1075	$\frac{9}{32}$ "	4 $\frac{1}{8}$ "	\$2.25
H1076	$\frac{19}{64}$ "	4 $\frac{1}{8}$ "	\$2.40
H1077	$\frac{5}{16}$ "	4 $\frac{1}{8}$ "	\$2.55
H1078	$\frac{21}{64}$ "	4 $\frac{1}{8}$ "	\$2.70
H1079	$\frac{11}{32}$ "	4 $\frac{1}{8}$ "	\$2.80
H1080	$\frac{23}{64}$ "	4 $\frac{1}{8}$ "	\$2.90
H1081	$\frac{3}{8}$ "	5 $\frac{1}{8}$ "	\$3.00
H1082	$\frac{25}{64}$ "	5 $\frac{1}{8}$ "	\$3.10
H1083	$\frac{13}{32}$ "	5 $\frac{1}{4}$ "	\$3.20
H1084	$\frac{27}{64}$ "	5 $\frac{1}{8}$ "	\$3.30
H1085	$\frac{7}{16}$ "	5 $\frac{3}{8}$ "	\$3.40
H1086	$\frac{29}{64}$ "	5 $\frac{1}{8}$ "	\$3.50
H1087	$\frac{15}{32}$ "	5 $\frac{1}{4}$ "	\$3.60
H1088	$\frac{31}{64}$ "	5 $\frac{1}{4}$ "	\$3.70
H1089	$\frac{1}{2}$ "	5 $\frac{1}{2}$ "	\$3.80

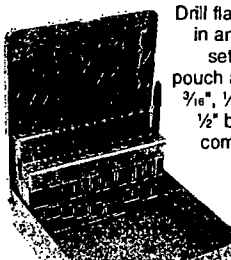
### 25-PC. TIN COATED BRAD POINT BIT SET

Complete set of TIN Coated Brad Point Bits from  $\frac{1}{16}$ " to  $\frac{1}{2}$ " by 64ths. TIN coating provides long-lasting sharpness and increased customer satisfaction over other types of bits. Packaged in a steel index.



MODEL H1046 ONLY \$22<sup>95</sup>

### BRAD POINT BIT SETS



Drill flat-bottomed holes in any wood. 7-piece set comes in plastic pouch and includes:  $\frac{1}{16}$ ",  $\frac{3}{16}$ ",  $\frac{1}{4}$ ",  $\frac{5}{16}$ ",  $\frac{3}{8}$ ",  $\frac{7}{16}$ " &  $\frac{1}{2}$ " bits. 25-piece set comes in metal case and includes bits from  $\frac{1}{16}$ " to  $\frac{1}{2}$ " by  $\frac{1}{64}$ ".  $\frac{1}{4}$ " shank.


GRIZC-04429

AN  
ABSOLUTE  
MUST FOR ALL  
WOODWORKERS



MODEL G1834 7-Pc. ONLY \$6<sup>95</sup>  
MODEL G1835 25-Pc. ONLY \$18<sup>95</sup>

### 7-PC. CARBIDE-TIPPED BRAD POINT BIT SET




This is the best set of brad point bits on the market. Set includes:  $\frac{1}{16}$ ",  $\frac{3}{16}$ ",  $\frac{1}{4}$ ",  $\frac{5}{16}$ ",  $\frac{3}{8}$ ",  $\frac{7}{16}$ " and  $\frac{1}{2}$ ". Comes in a wooden case.

MODEL G3122 ONLY \$29<sup>95</sup>

### 7-PC. DELUXE BRAD POINT BIT SET

Includes  $\frac{1}{8}$ ",  $\frac{3}{16}$ ",  $\frac{1}{4}$ ",  $\frac{5}{16}$ ",  $\frac{3}{8}$ ",  $\frac{7}{16}$ " and  $\frac{1}{2}$ " bits. This starter set contains the most popular sizes for doweling. Complete with a handy plastic pouch.  $\frac{3}{8}$ " shank.



MODEL G4224 ONLY \$9<sup>95</sup>

## DEWALT RAPID LOAD™ QUICK CHANGE SETS DW2511/DW2510

Rapid Load™ provides quick and easy accessory changes without rechucking. Hex shank locking system prevents slipping and fits all brands of 3/8" and 1/2" drills.




MODEL H1156 26-Pc. ONLY \$35<sup>95</sup>

MODEL H1157 19-Pc. ONLY \$29<sup>95</sup>

## INDUSTRIAL H.S.S. BRAD POINT BITS


We looked long and hard for industrial quality brad points, especially the new radius ground, in the hard-to-find sizes and extra lengths. Now you can enjoy them, too. Large bits have 3/8" shanks.



MODEL	SIZE	LENGTH	PRICE
G2692	1/8"	2 3/4"	\$3.95
G2693	3/16"	3 3/8"	\$3.95
G2694	1/4"	4"	\$4.95
G2695	5/16"	4 1/4"	\$4.95
G2696	3/8"	4 1/4"	\$4.95
G2697	1 1/2"	4 1/4"	\$5.95
G2698	3/8"	4 1/4"	\$5.95
G2699	1 3/32"	4 1/4"	\$5.95
G2700	1/16"	4 1/4"	\$6.95
G2701	1 5/32"	4 1/4"	\$7.95
G2702	1/8"	4 1/4"	\$7.95

5 PIECE SET: 1/4", 3/8", 1/2", 5/8" and 3/4"  
MODEL G2703 ONLY \$29<sup>95</sup>

## EXTRA LONG BRAD POINT BITS



MODEL	SIZE	LENGTH	PRICE
G2704	1/8"	12"	\$10.95
G2705	3/16"	12"	\$11.95
G2706	1/4"	12"	\$11.95
G2707	5/16"	12"	\$12.95
G2708	3/8"	12"	\$14.95
G2709	1/2"	18"	\$18.95
G2710	5/8"	18"	\$22.95
G2711	3/4"	18"	\$24.95

## DEWALT 17-PC. BLACK OXIDE INDUSTRIAL DRILL BIT SET DW1167

This set includes: (2) 1/16", 3/64", 3/32", 7/64", 1/8", 5/64", 3/32", 1/16", 13/64", 7/32", 15/64", 1/4", 3/16", 5/8" and 1/2".



MODEL H3892 ONLY \$39<sup>95</sup>

## ANGLE DRILLING ATTACHMENT

Increase the versatility of your power drill by drilling into tight places with this 90° Angle Drilling Attachment. 3/8" shaft mounts right into your drill chuck and includes side handle and 3/8" keyed chuck.



MODEL H2841 ONLY \$12<sup>95</sup>

## DOOR LOCK DRILL SET

Drill your own doors to install the lock sets with this two-piece set. Includes a 7/8" screw point auger bit and a 2 1/2" saw toothed forstner bit. Made of carbon tool steel, these bits fit any 3/8" drill chuck.



MODEL G7935 ONLY \$19<sup>95</sup>

## DRILL STOPS


These drill stops can be easily adjusted to control exact drilling depth. For drill sizes 1/16" to 1/2". Fits all common drill styles including carbide tipped masonry drills. Set of 2.



MODEL G5416 Set of 2 ONLY \$3<sup>95</sup>

## 8-PC. DELUXE PLUG CUTTING SET

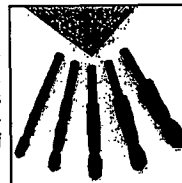
These quality carbon steel cutters make smooth sided plugs with rounded shoulders. Protected in a wooden case, these straight and tapered plug cutters include 1/4", 3/8", 1/2" and 3/4" diameter sizes.



MODEL G7934 ONLY \$39<sup>95</sup>

## SILVER & DEMING BITS


If your drill chuck capacity is cramping your style, try these massive Silver and Deming drill bits. These high-speed steel bits allow you to drill 1/8", 3/8", 1/2" and 1" holes in metal, even if you're limited to a 1/2" chuck. Forget using those expensive Morse Taper bits. These tough twist bits will keep you in business for a fraction of the cost!



MODEL G3630 ONLY \$24<sup>95</sup>

## IMPROVED DOWELING JIG


Automatically centers itself on round, square or irregular shapes. Handles stock up to 2" thick. Drill-hole sizes are 1/4", 3/16", 3/8", 1/2" and 5/8". Six hardened steel bushings are provided: 2 each of 1/4", 3/16" and 3/8". You can drill two identical parallel holes without moving the jig. Easy to use!



MODEL G1874 ONLY \$27<sup>95</sup>

## DOWEL PRO JIG

This cast aluminum doweling jig is ideal for creating edge-to-edge, edge-to-corner and T-joints in materials from 1/2" to 1 1/4" thick. Hardened steel bushings in 1/4", 3/16", and 3/8" sizes make precision drilling quick and easy. Includes jig, clamps and 60 dowel pins in assorted sizes from 1/4" to 3/8".



MODEL G3428 ONLY \$34<sup>95</sup>

CALL 24 HOURS A DAY FROM ANYWHERE IN THE U.S.A. 1-800-523-4777

209

## DRILLING & BORING

### BRAD POINT BIT SET

Now you can have INSTY-BIT® convenience and the accuracy brad point bits give to your woodworking. Brad points lock the bit into position for exact hole placement.

Made from quality high speed steel with permanent 1/4" hex shanks. Seven-piece set includes:

1/16", 3/32", 1/8", 5/32", 3/16", 7/32", 1/4".



**MODEL G3269 Set of 7 ONLY \$39<sup>95</sup>**

### PILOT COUNTERSINKS

Screw holes may be drilled flush or counterbored using these quality hex-shanked countersinks. Uses jobber-length drill bits. Completely adjustable.



MODEL	SIZE	PRICE
G2570	5/64" (4 - 5)	\$5.95
G2571	3/32" (6 - 7)	\$5.95
G2572	7/64" (8 - 9)	\$5.95
G2573	1/8" (10)	\$5.95
G2574	9/64" (12)	\$5.95

**MODEL G2575 Set of 5 ONLY \$17<sup>95</sup>**

## QUICK-CHANGE BITS

### QUICK-CHANGE CHUCKS


Quick-change chucks provides accurate positioning and retention of 1/4" hex power bits. Our G2553 version replaces most standard drill chucks while the G2554 fits into 3/8" chucks.



**MODEL G2553 Threaded ONLY \$16<sup>95</sup>**  
**MODEL G2554 3/8" Shaft ONLY \$12<sup>95</sup>**

### DEEP WELL NUT SETTERS

Five hex-shank INSTY-BIT® sockets let you use your standard or cordless drill to tighten or loosen hex head nuts and bolts. Includes 1/4", 5/16", 3/8", 7/16" and 1/2" sockets with deep, 1 1/4" wells. In a reusable plastic case.




**MODEL G4219 ONLY \$19<sup>95</sup>**

### GENERAL®

### QUICK CHANGE BRAD POINT BIT SET

Set includes 1/8", 3/16" and 1/4" H.S.S. brad point drill bits and a #2 Phillips® and slotted #8 screwdriver bits.




**MODEL H3694 ONLY \$12<sup>95</sup>**

### SELF-CENTERING DRILL GUIDE SET

Drill perfectly centered pilot holes for mounting hinges, brackets and hardware.

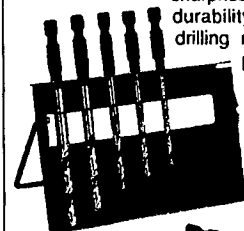
High speed steel bits are replaceable and can be adjusted for depth. Five-piece set includes sizes: .250, .281, .312, .375 & .438.



**MODEL G3275 ONLY \$34<sup>50</sup>**

### HEX SHANK TWIST DRILLS

These drill bits are fast becoming the norm for drilling. Made of high quality, high speed steel and permanent 1/4" hex power bit shanks for a positive grip, they have the sharpness, strength and durability required for drilling metal, wood or plastic.



G2569 Shown

**7-PIECE SET:** 1/16" through 1/4" by 32nds. Complete with clamshell.

**MODEL G2568 ONLY \$19<sup>95</sup>**

**13-PIECE SET:** 1/16" through 1/4" by 64ths. Complete with metal box.

**MODEL G2569 ONLY \$29<sup>95</sup>**

### DRILL DOCTOR® DRILL BIT SHARPENER

Do you throw away dull drill bits? Or toss them in a shop drawer, never to be used again? The Drill Doctor® puts the diamond grinding power of a professional sharpening system into your shop so you can bring those high speed carbide and expensive cobalt drill bits right back to life. Available in two sizes to handle 3/32" to 3/4" bits, Drill Doctor® Sharpeners adjust to accurately renew conventional, split point and masonry bits.

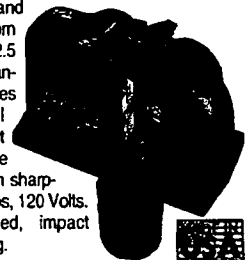
Drill Doctor® Home/Shop 3/32" - 1/2"	<b>MODEL G5860 ONLY \$139<sup>95</sup></b>
Drill Doctor® Professional 1/2" - 3/4"	<b>MODEL G5861 ONLY \$169<sup>95</sup></b>
Replacement Wheel	<b>MODEL G7930 ONLY \$19<sup>95</sup></b>



GRIZC-04431

### DRILL DOCTOR® HANDYMAN

Long lasting diamond wheel. Resharpens dull, even broken drill bits. Wide range of types and sizes: Diamond wheel sharpens high speed steel, cobalt, TiN coated and Carbide bits from 3/32" to 1/2" and 2.5 to 13mm with standard 118° angles plus masonry drill bits. Compact and portable design. Precision sharpening. 1.75 Amps, 120 Volts. Double insulated, impact resistant housing.




**MODEL G9548 ONLY \$84<sup>95</sup>**

**DRILLING  
& BORING**

### SCREW EXTRACTOR KIT

This 10-piece kit, complete with five bits and five extractors, makes removing broken screws a breeze. Fits most screws from #6 up.



MODEL G4231 ONLY \$14<sup>95</sup>

### GENERAL<sup>®</sup> DRILL SAW


Handy for quick inside cuts in plywood, plastics, brass and aluminum. Just place the bit in your portable drill and bore into your workpiece. The cutting surface is cross-milled for quick, clog-free operation.



MODEL G3459 ONLY \$6<sup>95</sup>

### DEPTH DRIVER™/DIMPLER

Patented clutch release mechanism disengages at the depth selected putting screw height where you want it in drywall, particle board and plywood. Comes with Phillips® #2, Robertson #2, and slotted #6-8 insert bits.



MODEL G5881 ONLY \$12<sup>95</sup>

### DRILL SHARPENER

Install next to your bench grinder and sharpen drill bits from 1/8" to 3/4" very quickly. Adjustable for drill-point angles.




**A MUST  
FOR ANY  
DRILL  
OWNER!**


MODEL G1081 ONLY \$12<sup>95</sup>

### 8-PC. HOLE SAW KIT

These aggressive cutting hole saws are ideally suited for cutting holes in sheet metal. Perfect for electricians who need to customize electrical boxes. Each features triangular shanks and replaceable pilot drills. Includes 3/8", 3/4", 7/8", 1", 1 1/8", 1 1/4", 1 3/8" and 1 1/2" hole saws and a protective wooden box.



MODEL G7932 ONLY \$59<sup>95</sup>



For general wood boring applications, these quality spade bits feature extended cutting spurs for crisp edges and titanium nitride coating for long dependable life.

### 3-PC. SET

The 3-pc. set includes 1/2", 3/4" and 1" titanium nitride coated spade bits.


MODEL G7139 ONLY \$6<sup>95</sup>

### SPADE BITS

GRIZC-04432

### 6-PC. SET


The 6-pc. set includes 3/8", 1/2", 5/8", 3/4", 7/8" and 1" titanium nitride coated spade bits. Wall rack included.



MODEL G7140 ONLY \$11<sup>95</sup>

### 13-PC. SET

Includes 1/4", 5/16", 3/8", 7/16", 1/2", 9/16", 5/8", 11/16", 3/4", 13/16", 7/8", 15/16", and 1" titanium nitride coated spade bits. Wall rack included.



MODEL G7141 ONLY \$19<sup>95</sup>

### INDIVIDUAL SPADE BITS

Buy just the size you need from this full assortment of titanium nitride coated spade bits.

MODEL G7122	1/4"	ONLY	\$1 <sup>95</sup>
MODEL G7123	5/16"	ONLY	\$1 <sup>95</sup>
MODEL G7124	3/8"	ONLY	\$1 <sup>95</sup>
MODEL G7125	7/16"	ONLY	\$2 <sup>20</sup>
MODEL G7126	1/2"	ONLY	\$2 <sup>30</sup>
MODEL G7127	9/16"	ONLY	\$2 <sup>40</sup>
MODEL G7128	5/8"	ONLY	\$2 <sup>50</sup>
MODEL G7129	11/16"	ONLY	\$2 <sup>60</sup>
MODEL G7130	3/4"	ONLY	\$2 <sup>70</sup>
MODEL G7131	13/16"	ONLY	\$2 <sup>80</sup>
MODEL G7132	7/8"	ONLY	\$2 <sup>90</sup>
MODEL G7133	15/16"	ONLY	\$3 <sup>00</sup>
MODEL G7134	1"	ONLY	\$3 <sup>30</sup>
MODEL G7135	1 1/8"	ONLY	\$3 <sup>60</sup>
MODEL G7136	1 1/4"	ONLY	\$3 <sup>95</sup>
MODEL G7137	1 3/8"	ONLY	\$4 <sup>25</sup>
MODEL G7138	1 1/2"	ONLY	\$4 <sup>50</sup>

CALL 24 HOURS A DAY FROM ANYWHERE IN THE U.S.A. 1-800-523-4777

211



**DRILLING**

## STEELX 16-PC. FORSTNER BIT SET

These bits are the most accurate and versatile of all wood bits. They cut extremely smooth and clean flat-bottomed holes in all kinds of wood, even in thin stock or veneers. If you have never tried one, we cannot emphasize how happy you will be with these. They will make almost all other wood bits in your workshop obsolete. All bits have  $\frac{3}{8}$ " shanks and are  $3\frac{1}{2}$ " long. This is the most complete Forstner bit set on the market today! 16 pieces of the highest quality. Consists of one each of the sizes from  $\frac{1}{4}$ " -  $2\frac{1}{2}$ " in  $\frac{1}{8}$ " increments. Includes wooden box. Top quality!



**INCREDIBLE PRICE  
BREAKTHROUGH!**

**16-PC. TIN COATED  
FORSTNER BIT SET**  
MODEL G7931 ~~\$79<sup>95</sup>~~ ONLY \$59<sup>95</sup>



Mortising



Partial arcs and  
end-grain holes



Through any grain  
pattern, even knots!




Pocket holes

**PRECISION GROUND SHANKS!**

**16-PC. FORSTNER BIT SET**  
MODEL G1673 ~~\$59<sup>95</sup>~~ ONLY \$39<sup>95</sup>

## 16-PC. HEX SHANK FORSTNER BIT SETS

High Speed Steel Hex Shank Forstner Bit Sets include  $\frac{1}{4}$ ",  $\frac{3}{8}$ ",  $\frac{1}{2}$ ",  $\frac{5}{8}$ ",  $\frac{3}{4}$ ",  $\frac{7}{8}$ ",  $1"$ ,  $1\frac{1}{4}"$ ,  $1\frac{1}{2}"$ ,  $1\frac{3}{4}"$ ,  $1\frac{7}{8}"$ ,  $2"$  and  $2\frac{1}{2}"$ . Bits  $1\frac{1}{2}"$  and larger have saw tooth edges for aggressive boring action. The TiN coated set provides even greater edge holding qualities. Hex shanks ensure no slipping.



**New!**

**STEELX**

MODEL H0961 H.S.S. ONLY \$99<sup>95</sup>  
MODEL H0962 H.S.S./TiN ONLY \$119<sup>95</sup>

## INDIVIDUAL H.S.S. FORSTNER BITS

Buy just the bit you need or replace lost or damaged bits from your set. Outstanding quality and excellent prices!

**New!**

MODEL G1647	$\frac{1}{4}"$	ONLY \$3.49
MODEL H2550	$\frac{5}{16}"$	ONLY \$3.95
MODEL G1260	$\frac{3}{8}"$	ONLY \$3.95
MODEL H2551	$\frac{7}{16}"$	ONLY \$4.45
MODEL G1261	$\frac{1}{2}"$	ONLY \$4.25
MODEL H2552	$\frac{9}{16}"$	ONLY \$4.95
MODEL G1262	$\frac{5}{8}"$	ONLY \$4.45
MODEL H2553	$1\frac{1}{16}"$	ONLY \$5.45
MODEL G1263	$\frac{3}{4}"$	ONLY \$6.25
MODEL H2554	$1\frac{3}{16}"$	ONLY \$5.95
MODEL G1264	$\frac{7}{8}"$	ONLY \$6.49
MODEL H2555	$1\frac{5}{16}"$	ONLY \$6.45
* MODEL G1265	$1"$	ONLY \$6.99
MODEL H2556	$1\frac{1}{8}"$	ONLY \$6.95
* MODEL G1266	$1\frac{1}{4}"$	ONLY \$7.49
MODEL H2557	$1\frac{3}{8}"$	ONLY \$7.95
* MODEL G1267	$1\frac{1}{2}"$	ONLY \$7.49
MODEL H2558	$1\frac{5}{8}"$	ONLY \$8.95
* MODEL G1268	$1\frac{3}{4}"$	ONLY \$8.75
MODEL H2559	$1\frac{7}{8}"$	ONLY \$9.95
* MODEL G1269	$1\frac{7}{8}"$	ONLY \$9.75
MODEL H2560	$1\frac{9}{8}"$	ONLY \$10.95
* MODEL G1270	$1\frac{5}{4}"$	ONLY \$12.49
MODEL H2561	$1\frac{11}{16}"$	ONLY \$11.95
* MODEL G1271	$1\frac{3}{4}"$	ONLY \$13.49
MODEL H2562	$1\frac{13}{16}"$	ONLY \$12.95
* MODEL G1272	$1\frac{7}{8}"$	ONLY \$14.49
MODEL H2563	$1\frac{15}{16}"$	ONLY \$13.95
* MODEL G1273	$2"$	ONLY \$15.49
MODEL H2564	$2\frac{1}{16}"$	ONLY \$14.95
* MODEL G1824	$2\frac{1}{8}"$	ONLY \$17.49

\* MULTI-SPUR

## 7-PC. FORSTNER BIT SET

Similar to the 16-PC. set, this set consists of the 7 most popular sizes:  $\frac{1}{4}"$ ,  $\frac{3}{8}"$ ,  $\frac{1}{2}"$ ,  $\frac{5}{8}"$ ,  $\frac{3}{4}"$ ,  $1"$  and  $1\frac{1}{4}"$ . Outstanding quality and excellent price!




OUR LOW  
PRICES FOR  
THIS TYPE OF  
QUALITY ARE  
UNBEATABLE!



MODEL G1752 REG. \$29<sup>95</sup>

## CLOCKMAKER'S BITS


If you make a lot of clocks, either as gifts or professionally, these are the Forstner bits you need. Available in three popular sizes, they all deliver flat-bottomed, smooth-sided holes in just the right sizes for clock movements. Multi-spur.



MODEL G3254  $2\frac{5}{16}"$  ONLY \$25<sup>95</sup>  
MODEL G1510  $3"$  ONLY \$29<sup>95</sup>  
MODEL G3095  $3\frac{1}{8}"$  ONLY \$32<sup>95</sup>

## LARGE SAW-TOOTHED FORSTNER BITS

After numerous requests from customers, we are pleased to offer a complete selection of large saw-toothed Forstner bits. These are designed for production work on a drill press. The  $3"$  and  $3\frac{1}{4}"$  bits are perfect for mounting clock motors!



MODEL G1825	$2\frac{1}{4}"$	ONLY \$18.95
MODEL G1826	$2\frac{3}{8}"$	ONLY \$21.95
MODEL G1827	$2\frac{1}{2}"$	ONLY \$23.95
MODEL G1828	$2\frac{5}{8}"$	ONLY \$24.95
MODEL G1829	$2\frac{3}{4}"$	ONLY \$25.95
MODEL G1830	$2\frac{7}{8}"$	ONLY \$28.95
MODEL G1510	$3"$	ONLY \$29.95
MODEL G3095	$3\frac{1}{4}"$	ONLY \$32.95

## BUY THE 8-PIECE SET AND SAVE \$41<sup>95</sup>

$2\frac{1}{4}"$ ,  $2\frac{3}{8}"$ ,  $2\frac{1}{2}"$ ,  $2\frac{5}{8}"$ ,  $2\frac{3}{4}"$ ,  $2\frac{7}{8}"$ ,  $3"$ ,  $3\frac{1}{4}"$   
MODEL G1831 ONLY \$165<sup>95</sup>

## MYSTERY OF DRILL CHUCK BUYING SOLVED!


There are numerous drill presses with a wide variety of spindles on the market. Most of these drill presses have a spindle with a key sticking out of the spindle. This key is a Jacobs Taper (JT) and is usually #2 (found on baby 3/8" drill presses) or #3 (most commonly found on larger drill presses). JT33 (also quite common on larger drill presses) and JT3 (usually found on larger drill presses). When buying a chuck for any of the above drill presses, all you have to know is the taper of your drill press spindle. Quite often the old chuck will have a JT number on it.

Most of the larger capacity drill presses have an internal taper in the spindle. This is usually a Morse Taper (MT) number 2 or 3. Industrial drill presses will be MT4. With any of these, you will need an arbor. The long end of the arbor will be the Morse Taper and this will fit into the spindle of the drill press. The short taper on the other end of the arbor will be the Jacobs Taper and this end fits into the back of the chuck. You only need to know the taper of the spindle and then you can pick the arbor and drill chuck.

There are some drill presses that have external threads sticking out of the spindle. For this you only need to know the thread size and you can then easily match up the chuck. Most milling machines have an R-8 spindle. So when buying a chuck for such a milling machine, you would need an R-8 arbor with the Jacobs Taper size that will fit the type of chuck you want to use.

Hope I didn't bore you guys to death!

S. Balolia, President




## DRILL CHUCK ARBORS

Used to adapt drill chucks to your drill press, milling machine or lathe.



MODEL	LONG END	SHORT END	PRICE
G1432	R-8	JT #6	\$7.95
G1433	R-8	JT #33	\$7.95
G1675	R-8	JT #3	\$7.95
G1434	MT #2	JT #6	\$7.95
G1435	MT #2	JT #33	\$7.95
G1676	MT #2	JT #3	\$7.95
G1436	MT #3	JT #6	\$7.95
G1437	MT #3	JT #33	\$7.95
G1677	MT #3	JT #3	\$7.95
H1126	MT #1	JT #2	\$14.95
H1166	MT #2	JT #2	\$12.95
<b>Jacobs'</b>			
G8652	MT #1	JT #1	\$14.95
G8653	MT #1	JT #33	\$15.95
G8654	MT #2	JT #3	\$11.95

### 3/8" DRILL CHUCKS



Constructed to exacting industrial standards, these hardened, key-style chucks are ideal for replacement or upgrade on most common portable drills, drill presses, lathes and milling machines. Chuck key included.

MODEL G8222	JT2 Taper	ONLY	\$11 <sup>95</sup>
MODEL G8223	3/8" x 24 Thread	ONLY	\$11 <sup>95</sup>

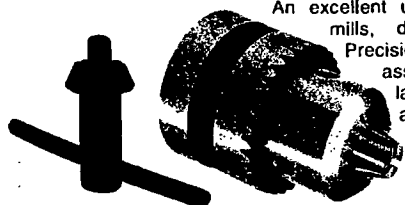
### 1/2" DRILL CHUCKS



Professional quality keyed chucks are perfect for drills, drill presses, milling machines and lathes requiring 1/2" capacity. Includes chuck key. Exceptional affordable quality!

MODEL G8224	JT6 Taper	ONLY	\$12 <sup>95</sup>
MODEL G8225	JT33 Taper	ONLY	\$12 <sup>95</sup>
MODEL G8226	3/8" x 24 Thread	ONLY	\$13 <sup>95</sup>
MODEL G8227	1/2" x 20 Thread	ONLY	\$13 <sup>95</sup>

### 5/8" DRILL CHUCKS



An excellent upgrade for larger mills, drills and lathes. Precision milled and assembled for long-lasting dependability and accuracy. Includes chuck key.

MODEL G8228	JT6 Taper	ONLY	\$14 <sup>95</sup>
MODEL G8229	JT3 Taper	ONLY	\$14 <sup>95</sup>
MODEL G8230	1/2" x 20 Thread	ONLY	\$15 <sup>95</sup>
MODEL G8231	5/8" x 16 Thread	ONLY	\$15 <sup>95</sup>

### 3/8" KEYLESS DRILL CHUCKS



Constructed for industrial-grade performance, without the need for inconvenient keys. Knurled grips make bit changes quick and secure.

MODEL G8232	JT2 Taper	ONLY	\$49 <sup>95</sup>
MODEL G8233	JT33 Taper	ONLY	\$49 <sup>95</sup>

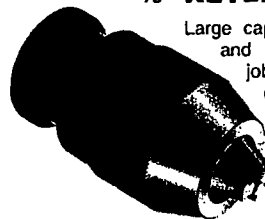
### 1/2" KEYLESS DRILL CHUCKS



Commercial-grade chucks are dependable, highly-affordable replacements for drills, mills and lathes. Knurled grips make bit changes quick and secure.

MODEL G8234	JT6 Taper	ONLY	\$59 <sup>95</sup>
MODEL G8581	JT33 Taper	ONLY	\$59 <sup>95</sup>

### 5/8" KEYLESS DRILL CHUCKS



Large capacity chucks are precision milled and assembled to handle the biggest jobs. Knurled grips make bit changes quick and secure.

GRIZC-04434

MODEL G8582	JT6 Taper	ONLY	\$69 <sup>95</sup>
MODEL G8583	JT3 Taper	ONLY	\$69 <sup>95</sup>
MODEL G8584	1/2" x 20 Thread	ONLY	\$69 <sup>95</sup>
MODEL G8585	5/8" x 16 Thread	ONLY	\$69 <sup>95</sup>

CALL 24 HOURS A DAY FROM ANYWHERE IN THE U.S.A. 1-800-523-4777

213

## DRILL CHUCKS

### SUPER CHUCK® BALL BEARING CHUCKS

Ruggedly constructed for high-stress applications, these heavy-duty chucks utilize ball thrust bearings to reduce heat and friction under extreme working conditions - while increasing gripping force and drilling accuracy. Through-hardened sleeve teeth, nose and keyholes for added durability. Jaws are center-ground for increased accuracy.

MODEL	SIZE	PRICE
G8623	0"-3/8", 2 J.T.	\$89 <sup>95</sup>
G8624	0"-1/2", 3 J.T.	\$129 <sup>95</sup>
G8625	1/8"-3/4", 4 J.T.	\$199 <sup>95</sup>

### HIGH PRECISION INDUSTRIAL CHUCKS

Made for high-accuracy applications, such as CNC machining, these precision chucks are certified to .0016 T.I.R. or better. Chucks feature self-tightening construction, which automatically increases tightening force proportionately to increased torque. All components are hardened to maintain accuracy under demanding professional use. Versatile Jacobs® Taper permits use with a wide variety of tools.

MODEL	SIZE	PRICE
G8637	0"-25/64", 2 J.T.	\$139 <sup>95</sup>
G8638	1/32"-33/64", 2 J.T.	\$129 <sup>95</sup>
G8639	1/32"-33/64", 33 J.T.	\$129 <sup>95</sup>
G8640	0"-17/64", 1 J.T., Hi Torq	\$129 <sup>95</sup>
G8641	3/64"-33/64", 2 J.T., Hi Torq	\$149 <sup>95</sup>
G8642	3/64"-33/64", 33 J.T., Hi Torq	\$149 <sup>95</sup>

### HAND-TITE® KEYLESS CHUCKS

Raise your productivity and say "goodbye" to lost chuck keys with Jacobs® innovative Hand-Tite® keyless chucks. Unique elastomeric grips increase both comfort and grip, while non-rusting, high-performance bodies ensure that bits spin straight and true.

MODEL	SIZE	PRICE
G8606	3/8", 3/8"-24	\$12 <sup>95</sup>
G8644	1/2", 3/8"-24	\$24 <sup>95</sup>
G8607	1/2", 1/2"-20	\$19 <sup>95</sup>
G8646	1/2", 1/2"-20; hammer	\$34 <sup>95</sup>

### MEDIUM-DUTY PLAIN BEARING CHUCKS

New and improved 41 Series Chucks replace 31 Series Chucks. Fluted sleeves are standard except G8629 and G8630. G8632 is hammer capable.

MODEL	SIZE	PRICE
G8629	0"-5/32", 0 J.T.	\$54 <sup>95</sup>
G8630	0"-1/4", 1 J.T.	\$44 <sup>95</sup>
G8631	0"-3/8", 2 J.T.	\$59 <sup>95</sup>
G8632	5/64"-1/2", 33 J.T.	\$69 <sup>95</sup>
G8633	0"-3/8", 3/8"-24	\$59 <sup>95</sup>
G8634	3/64"-1/2", 1/2"-20	\$59 <sup>95</sup>

### HEAVY-DUTY PLAIN BEARING CHUCKS

The O.E.M. standard for accuracy and durability on all types of industrial power and machine tools. Fully hardened and ground working components offer exceptionally high accuracy and gripping power.

MODEL	SIZE	PRICE
G8626	1/8"-3/8", 3 J.T.	\$89 <sup>95</sup>
G8627	0"-1/2", 2 J.T.	\$59 <sup>95</sup>
G8628	0"-1/2", 33 J.T.	\$69 <sup>95</sup>
G8635	0"-1/4", 3/8"-24	\$54 <sup>95</sup>
G8636	0"-3/8", 1/2"-20	\$64 <sup>95</sup>

### MULTI-CRAFT® KEYED CHUCKS

Considering their through-hardened jaws and superior internal construction, it's no surprise that these Jacobs® drill chucks are the most popular on the market. Chucks include keys.

MODEL	SIZE	PRICE
G8649	3/8", 3/8"-24	\$10 <sup>95</sup>
G8650	1/2", 1/2"-20	\$14 <sup>95</sup>

### 1/4" ADAPT-A-DRIVE® KEYED CHUCK

Turn your cordless screwdriver into an ultra-compact drill! Just insert the hex shank into your screwdriver and slip a bit in the chuck. Perfect for light drilling chores, or creating starter holes in tough-to-reach places. Includes chuck key.

MODEL	PRICE
G8651 ONLY	\$12 <sup>95</sup>

### PRO KEYED CHUCKS

Standard issue on many of the finest commercial-quality drills on the market, the Jacobs® Professional Series chucks are the perfect replacement or upgrade for your drill or drill press. Jaws are through-hardened for exceptional spin-out resistance. Internal construction is first-rate! Chucks include keys.

MODEL	SIZE	PRICE
G8647	3/8"-24	\$24 <sup>95</sup>
G8648	1/2"-20	\$27 <sup>95</sup>

### DRILL CHUCK ARBORS

CNC machined and ground to ensure superior performance, these arbors are ideal for use in specialized machining applications and with custom tool and work holders. Crafted to precision tolerances in Jacobs' Sheffield, England plant.

MODEL	SIZE	PRICE
G8652	MT #1 x 1 J.T.	\$14 <sup>95</sup>
G8653	MT #1 x 33 J.T.	\$15 <sup>95</sup>
G8654	MT #2 x 3 J.T.	\$11 <sup>95</sup>
G8655	MT #3 x 1 J.T.	\$15 <sup>95</sup>
G8656	MT #3 x 6 J.T.	\$15 <sup>95</sup>

### DRILL CHUCK KEYS AND KEY LEASHES

Soft steel handles limit the potential for dangerous fracturing under excessive load. Self ejecting models with spring-loaded ejectors ensure key disengagement after tightening.

MODEL	SIZE	PRICE
G8657	3/16" Pilot, Thumb Handle	\$4.95
G8658	5/16" Pilot, Thumb Handle	\$4.95
G8659	3/8" Pilot, Thumb Handle	\$6.95
G8660	7/16" Pilot, T-Handle	\$14.95
G8661	1/2" Pilot, Thumb Handle	\$3.95
G8662	1/4" Pilot, Thumb Handle	\$3.95
G8663	5/16" Pilot, Self Ejecting	\$7.95
G8664	3/32" Pilot, Self Ejecting	\$7.95
G8665	Model A Key Leash	\$2.49
G8666	Model B Key Leash	\$2.49
G8667	Model C Key Leash	\$2.49

## STEELLY BI-METAL HOLE SAW SETS

Popular 6-piece Bi-Metal Hole Saw Set includes 3/4", 1/2", 1 1/4", 1 1/2", 2 1/4", 2 1/2" Bi-Metal Hole Saws, 1/2" x 20 UNF arbor, 3/8" x 18 UNF arbor, arbor adapter and high-impact plastic case. For the ultimate hole saw selection in one complete kit, this 10-Pc. Bi-Metal Hole Saw Set is tough to beat. Set includes 7/8", 1 1/4", 1 1/2", 1 3/4", 2", 2 1/2", 3", 3 1/2", 4 1/2" and 4 3/4" bi-metal hole saws, 1/2" x 20 UNF arbor, 3/8" x 18 UNF arbor, arbor adapter and high-impact plastic case.



**MODEL H0901 6-Pc. ONLY \$59<sup>95</sup>**  
**MODEL H0902 10-Pc. ONLY \$119<sup>95</sup>**



## HOLE SAW ARBORS

Hex shank (7/16") Hole Saw Arbors guarantee no slipping and are available in two sizes. No tools are required to remove hole saws from either arbor. Both have replaceable pilot drills and fit 1/2" chucks.

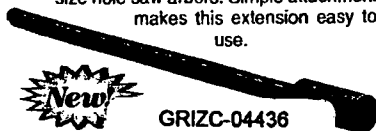


1/2" x 20 UNF Hole Saw Arbor  
**MODEL H0903 ONLY \$5<sup>95</sup>**  
 3/8" x 18 UNF Hole Saw Arbor  
**MODEL H0904 ONLY \$11<sup>95</sup>**  
 Replacement Pilot Drill for H0903  
**MODEL H2630 ONLY \$1<sup>95</sup>**  
 Replacement Pilot Drill for H0904  
**MODEL H2631 ONLY \$1<sup>95</sup>**



## HOLE SAW 12" EXTENSION

For tough hole cutting situations, this 12" Extension increases the reach of our standard size hole saw arbors. Simple attachment makes this extension easy to use.



**MODEL H0905 ONLY \$4<sup>95</sup>**



## BI-METAL HOLE SAWS


Bi-Metal Hole Saws stay sharper longer than carbon steel hole saws, and since they have tough high speed steel alloy cutting teeth bonded to a welded steel body, they cut through wood, metal and plastics with ease. Always in demand, this complete assortment of sizes is popular with carpenters, plumbers, electricians and home do-it-yourselfers. Arbors sold separately.



MODEL	SIZE	ARBOR	PRICE
H0881	3/4"	1/2"	ONLY \$4 <sup>95</sup>
H0882	7/8"	1/2"	ONLY \$5 <sup>95</sup>
H0883	1"	1/2"	ONLY \$6 <sup>95</sup>
H0884	1 1/8"	1/2"	ONLY \$7 <sup>95</sup>
H0885	1 1/4"	3/8"	ONLY \$8 <sup>95</sup>
H0886	1 1/2"	3/8"	ONLY \$9 <sup>95</sup>
H0887	1 3/4"	3/8"	ONLY \$10 <sup>95</sup>
H0888	1 3/4"	3/8"	ONLY \$11 <sup>95</sup>
H0889	2"	3/8"	ONLY \$12 <sup>95</sup>
H0890	2 1/8"	3/8"	ONLY \$13 <sup>95</sup>
H0891	2 1/4"	3/8"	ONLY \$14 <sup>95</sup>
H0892	2 1/2"	3/8"	ONLY \$15 <sup>95</sup>
H0893	2 3/4"	3/8"	ONLY \$16 <sup>95</sup>
H0894	3"	3/8"	ONLY \$18 <sup>95</sup>
H0895	3 1/2"	3/8"	ONLY \$19 <sup>95</sup>
H0896	3 3/4"	3/8"	ONLY \$21 <sup>95</sup>
H0897	4"	3/8"	ONLY \$23 <sup>95</sup>
H0898	4 1/2"	3/8"	ONLY \$24 <sup>95</sup>
H0899	4 3/4"	3/8"	ONLY \$25 <sup>95</sup>
H0900	4 3/4"	3/8"	ONLY \$26 <sup>95</sup>

## TENON/PLUG CUTTERS

Tenon cutters cut perfectly smooth and round tenons up to 3" long and can also be used to cut plugs and short dowels. All of our cutters are milled from solid high-carbon steel and are precision-ground. Sets come in a protective wooden case. Three piece set includes 3/4", 1/2" and 3/8". Use only in drill presses.



MODEL G3260	3-Pc.	ONLY \$59 <sup>95</sup>
MODEL G3261	5-Pc.	ONLY \$99 <sup>95</sup>
MODEL G3255	3/8"	ONLY \$19 <sup>95</sup>
MODEL G3256	1/2"	ONLY \$22 <sup>95</sup>
MODEL G3257	3/4"	ONLY \$24 <sup>95</sup>
MODEL G3258	1"	ONLY \$26 <sup>95</sup>
MODEL G3259	1"	ONLY \$29 <sup>95</sup>

## SDS HAMMER DRILL BITS

"S.D.S." stands for "Slotted Drive System". Buy exactly the size and length SDS bit you need or buy them in complete sets. The three-piece set includes: 1/4", 3/8" and 1/2", the four-piece set includes: 3/16", 1/4", 3/8" and 1/2" and the six-piece set includes: 3/16", 1/4", 3/8", 1/2", 5/8" and 3/4". These bits are designed for long lasting use.



MODEL H2640	3/16"	ONLY \$1 <sup>25</sup>
MODEL H2642	1/4"	ONLY \$1 <sup>75</sup>
MODEL H2643	1/4" Long	ONLY \$1 <sup>95</sup>
MODEL H2646	3/16"	ONLY \$1 <sup>95</sup>
MODEL H2647	3/16" Long	ONLY \$1 <sup>95</sup>
MODEL H2650	3/8"	ONLY \$2 <sup>25</sup>
MODEL H2652	7/16"	ONLY \$2 <sup>25</sup>
MODEL H2654	1/2"	ONLY \$2 <sup>50</sup>
MODEL H2656	3/4"	ONLY \$3 <sup>50</sup>
MODEL H2658	3/4"	ONLY \$4 <sup>50</sup>
MODEL H2634	3-Pc. Set	ONLY \$6 <sup>95</sup>
MODEL H2635	4-Pc. Set	ONLY \$8 <sup>95</sup>
MODEL H2636	6-Pc. Set	ONLY \$12 <sup>95</sup>

## HEX SHANK HAMMER DRILL BITS

Hex shank bits provide superior holding power over standard round shank bits. Individual hex shank hammer drill bits are available in the size that is right for you or buy them by the set. Three-piece set includes: 1/4", 3/8" and 1/2", four-piece set includes: 3/16", 1/4", 3/8" and 1/2" and six-piece set includes: 3/16", 1/4", 3/8", 1/2", 5/8" and 3/4". Requires 1/2" drill chuck.



MODEL H2641	3/16"	ONLY \$1 <sup>25</sup>
MODEL H2644	1/4"	ONLY \$1 <sup>75</sup>
MODEL H2645	1/4" Long	ONLY \$1 <sup>95</sup>
MODEL H2648	3/16"	ONLY \$1 <sup>85</sup>
MODEL H2649	3/16" Long	ONLY \$1 <sup>95</sup>
MODEL H2651	3/8"	ONLY \$2 <sup>25</sup>
MODEL H2653	7/16"	ONLY \$2 <sup>25</sup>
MODEL H2655	1/2"	ONLY \$2 <sup>50</sup>
MODEL H2657	3/4"	ONLY \$3 <sup>50</sup>
MODEL H2659	3/4"	ONLY \$4 <sup>50</sup>
MODEL H2637	3-Pc. Set	ONLY \$6 <sup>95</sup>
MODEL H2638	4-Pc. Set	ONLY \$8 <sup>95</sup>
MODEL H2639	6-Pc. Set	ONLY \$12 <sup>95</sup>

CALL 24 HOURS A DAY FROM ANYWHERE IN THE U.S.A. 1-800-523-4777

## CLEANERS & LUBRICANTS

### DRY COATING LUBE

Spray on saw blades, router bits, shaper cutters - even table tops - to form a low friction coating that works great, even under high temperature and pressure. Contains no silicone or oil, so it won't stain or damage paint or wood finishes. 14.7 oz.



MODEL G4682 ONLY \$5<sup>95</sup>

### BLADE & BIT CLEANER

All that gummy stuff that accumulates on saw blades, bits and planer knives can now be removed easily and quickly. This unique formula reduces friction caused by build-up and improves machine performance. Comes in spray pump bottle. 8.45 oz.



MODEL G1955 ONLY \$5<sup>95</sup>

### SAW CLEANER

Improve saw blade, router bit and shaper cutter performance by removing pitch and gum. This saw cleaner works in minutes and is safe to use on carbide, high speed steel, stainless steel and cast iron. Contains no CFCs. 18 oz.



MODEL G2543 ONLY \$5<sup>95</sup>

### SLIPIT

This cast iron table sealant and bit and cutting blade lubricant reduces sliding friction and hang-ups. Repels moisture and dirt and inhibits rust while preventing resin build-up. Out performs paste wax and contains no silicone or CFC's.



Sil-Free Sliding Compound Gel/1qt.  
MODEL G5562 ONLY \$9<sup>95</sup>  
Woodworker's Tool Lube 12oz  
MODEL G5563 ONLY \$9<sup>95</sup>

### ROUTER BIT LUBRICANT


Penetrates bearings to clean and lubricate for longer bearing life. Also protects and seals the tooling surface while removing heat for faster, smoother routing and better results. 4 oz. drip.



MODEL G8819 ONLY \$5<sup>95</sup>

### SILICONE LUBRICANT


This silicone spray is a dry lubricant which eliminates friction and squeaks. Safe on rubber, plastic and metal, it does not attract or accumulate dust as oil lubricants do. Contains no CFCs. 12 oz.



MODEL G2545 ONLY \$4<sup>95</sup>

### RUST FREE™


We sprayed a couple of our old flat files with this amazing non-toxic cleaner. After just a few minutes, we wiped off what looked to be two brand new tools. RUST FREE™ cleans brass, stainless steel, bronze, aluminum or chrome. 8.45 oz.



MODEL G1158 ONLY \$8<sup>95</sup>

### BOESHIELD® T-9

This protective spray penetrates deep and holds up the longest against corrosive environments. Ozone friendly spray is safe for use on most paints, plastics and vinyls. LUBRICATES METALS FOR MONTHS!



4 oz.  
MODEL G2870 ONLY \$6<sup>50</sup>  
12 oz.  
MODEL G2871 ONLY \$11<sup>95</sup>

### RG-55 TOOL LUBE

Made to meet U.S. Government standards, RG-55 penetrating lubricant offers up to 12 month's lubrication and rust protection after just one application. Non ozone-depleting formula displaces water and won't gum or varnish under extreme temperatures. 12 oz.



MODEL G3995 ONLY \$6<sup>95</sup>

### SOLVENT CLEANER & DEGREASER

Spray on and wipe off to clean metal and automotive parts prior to painting. Also cleans buffing compounds and removes grease & tar. It is also safe to use on painted surfaces. Contains no CFCs. 16 oz. AN EXCELLENT PRODUCT!



MODEL G2544 ONLY \$4<sup>95</sup>

### RUST REMOVER

This Rust Remover really works! Simply spray it on and wipe off the rust. Leaves a zinc phosphate coating. An absolute must before painting. Comes in a 8.45-oz. spray pump bottle.



MODEL G1956 ONLY \$6<sup>95</sup>

### PLASTI DIP®

Plasti Dip® insulates and protects against rust and corrosion, while giving your hand tools and other items a rugged and comfortable grip. Plasti Dip® comes in a 14.5 oz. resealable container. Available in red or black.



Red  
MODEL G3447 ONLY \$6<sup>95</sup>  
Black  
MODEL G3448 ONLY \$6<sup>95</sup>

### G96 GUN TREATMENT

Triple action Gun Treatment cleans, lubricates and protects all metal parts. Contains solvents that completely remove all traces of rust and corrosion and leaves no gummy residue.



"INCREDIBLE STUFF!"  
S. Balolia, President

MODEL H3788 12 oz. ONLY \$8<sup>95</sup>  
MODEL H3789 4.5 oz. ONLY \$4<sup>95</sup>

### BUST RUST™

Bust Rust™ detergent action penetrating oil with silicones cleans and lubricates and instantly changes rust and dirt from a solid into a liquid. Drives out moisture and frees rusted nuts, bolts, studs and locks. 12 oz.



MODEL H2495 ONLY \$5<sup>95</sup>

### G96 SILICONE SPRAY


All-purpose Silicone Spray ends sticking and binding and lubricates, penetrates and prevents rust. Safe on any surface including metal, glass, rubber and plastic. 10 oz.



MODEL H2496 ONLY \$4<sup>95</sup>

### CITRUS DEGREASER

This natural, citrus-based degreaser not only works like gangbusters, but it's safe for the environment too. Perfect for cleaning auto parts, tools, machinery, concrete and porcelain surfaces, auto tires and wheels. Contains no CFC's. 18 oz. aerosol.



MODEL G7895 ONLY \$4<sup>95</sup>

## SAFETY PUSH BLOCKS

Made of high-impact molded plastic, these safety push blocks have a layer of friction rubber on the bottom that grabs your work-piece as you press down. We strongly recommend these for use with jointers, router tables, shapers and table saws.



Small Push Block (3" x 6")  
**MODEL G2405 ONLY \$3<sup>95</sup>**  
Large Push Block (2 3/4" x 16")  
**MODEL G2406 ONLY \$8<sup>95</sup>**

## BLADE-LOC®


Finally, a no-nonsense 10" blade changing tool that secures the blade, is safe to use and protects your expensive saw blades.



**MODEL H3771 ONLY \$13<sup>95</sup>**

## ROUTER BIT HOLDERS


Versatile holder organizes and protects bits for easy access and storage. Locking cam-action accommodates 1/2" shank bits. Hang 'em on a wall or under a cabinet!



**MODEL G6422 6-bit ONLY \$2<sup>49</sup>**  
**MODEL G6423 10-bit ONLY \$3<sup>95</sup>**

## PRECISION SAW TOOL


This high-impact plastic saw aid quickly measures blade height and angle and can serve as a solid push stick. Includes a graduated ruler guide and center finder.



**MODEL G3445 ONLY \$12<sup>95</sup>**

## ROUTER RAIZER™

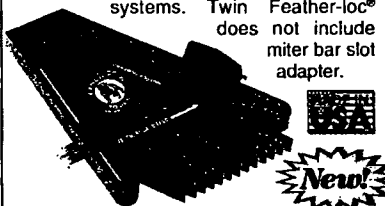
Replace your original plunge router height rod and instantly set your router to an approximate depth, then micro-adjust using the knurled-knob or speed wrench. Make height adjustments from the top and bottom of the router so it works equally well handheld or installed in a router table. Allows precise router bit adjustments while sighting down the base plate to the bit. Fits most plunge routers (not included).



**MODEL H3576 ONLY \$89<sup>95</sup>**

## FEATHER-LOC®

Feather-Loc® is the first-ever multi-purpose featherboard for your router table, router fence and rip fence. It's also the first featherboard to include an easy-set feature. Simply place your wood under the set-up guide and tighten the knobs! Feather-Locs can also be incorporated into most 3/8" x 3/4" T-slot track systems. Twin Feather-loc® does not include miter bar slot adapter.



Feather-loc® with Slot Adapter  
**MODEL H3772 ONLY \$24<sup>95</sup>**  
Twin Feather-loc® without Slot Adapters  
**MODEL H3773 ONLY \$29<sup>95</sup>**  
Slot Adapter - 3/8" x 3/4" x 7 1/2"  
**MODEL H3774 ONLY \$9<sup>95</sup>**

## JOINT'R CLAMP™ SYSTEM

While nothing beats what a jointer produces, this handy table saw jig can give you a perfectly straight edge on even the roughest lumber.


- Make shallow taper cuts with positive control
- Straighten edges without a jointer
- Long stock is no problem



**MODEL G2917 PER PAIR \$12<sup>95</sup>**

## POWER HANDS™ SAFETY STICK

This safety push stick features interchangeable traction treads; one for flat stock, and one for pressing against table and fence. It also has a spring loaded push-pin for full workpiece contact.



**MODEL H1411 ONLY \$14<sup>95</sup>**

## TABLE SAW GAUGES

A foolproof tool for setting height and angle adjustments on your table saw. Available for either left-swinging or right-swinging blades. Grizzly table saws are right-swinging.



Right Swinging  
**MODEL G2858 ONLY \$16<sup>95</sup>**  
Left Swinging  
**MODEL G2859 ONLY \$16<sup>95</sup>**

## ROUT'R BISC™

If you own a router, then you can biscuit-join with Rout'r-Bisc™. This fully adjustable jig quickly clamps to your workpiece and guides your router and slot cutting bit to cut #0, #10 and #20 biscuits slots. A simple and inexpensive alternative to costly biscuit joiners.



**MODEL G5945 ONLY \$19<sup>95</sup>**

## CAST IRON MITER GAUGE

This precision ground cast iron miter gauge features an ingenious, yet simple adjustment machined into the miter bar, so excess clearance can be adjusted out. Fits all 3/4" x 3/4" miter slots, including T-slots.



**MODEL G5799 ONLY \$29<sup>95</sup>**


CALL 24 HOURS A DAY FROM ANYWHERE IN THE U.S.A. 1-800-523-4777

## REBEL® PRECISION STOP BLOCK

An excellent stop block system for your radial arm saw, miter saw, router table and more. Fits 1½" to 2" fences and features two magnified hairline indicators for use with optional self-stick measuring tape.

MADE IN NEW ZEALAND!

**MODEL G2993**  
**ONLY \$33<sup>95</sup>**




**FOR YOUR MITER SAW,  
RADIAL ARM SAW, ETC.!**

## SELF-STICK MEASURING TAPES

These very accurate, self-stick steel measuring tapes mount directly to your fence and feature high visibility yellow with black numerals and graduations.


They're available in right-to-left and left-to-right reading.



6' Right to Left Reading	<b>MODEL G3120</b>	<b>ONLY \$6<sup>95</sup></b>
6' Left to Right Reading	<b>MODEL G3121</b>	<b>ONLY \$6<sup>95</sup></b>



## DOVETAIL JIG WITH ALUMINUM TEMPLATE



Make perfect half-blind dovetail joints. Designed for ease of use for one time set-ups as well as for production runs, the quick action clamping system handles material from ⅝" to 1¼" thick and widths up to 12". Includes ½" template. Requires a ⅜" guide bushing and a ½" dovetail bit with ¼" shank (see C1069 on page 314).


**MODEL H0983**  
**ONLY \$69<sup>95</sup>**

½" Dovetail Template	<b>MODEL H2628</b>	<b>ONLY \$12<sup>95</sup></b>
⅜" Dovetail Template	<b>MODEL H2616</b>	<b>ONLY \$12<sup>95</sup></b>
⅝" Dovetail Template	<b>MODEL H2617</b>	<b>ONLY \$12<sup>95</sup></b>

## ALUMINUM DRILL STAND

Not enough room for a full-sized drill press? This compact drill stand will turn your portable drill into the next best thing. Just fit your portable ⅜" electric drill into the adjustable clamp support and place your work in the built-in vise. The drill stand includes a strong tubular column and a stable 5¼" x 5¼" base that can be clamped or bolted to your workbench. Spindle travel is adjustable from 0"-2⅝".

### HEAVY-DUTY MODEL



(Drill not included)

**WISE  
INCLUDED!**

**MODEL G8061** **ONLY \$24<sup>95</sup>**

**THE REBEL®** turns your router into a professional shaping workstation. This precision-crafted, solid cast aluminum router table delivers accuracy and ease of use that surpasses most shop-built or department store models. The REBEL® is an excellent choice for large production runs or any shaping job requiring easy set-up and superior accuracy.

- Measures 24" wide x 18" deep x 17" tall
- Miter gauge and safety guard included
- Completely portable — weighs 35 lbs.
- Two independently adjustable 3" x 12" fences
- Includes easy-to-follow instruction manual



## ROUTER TABLE



GRIZC-04439

**THE REBEL®**

Patent Owned By:



**MODEL G2894**  
**ONLY \$199<sup>95</sup> \$179<sup>95</sup>**

Switch for Router  
**MODEL G2899** **ONLY \$12<sup>95</sup>**



Whether you're working on a table saw, bandsaw, shaper or sander – the Shop Fox® Right Angle Jig takes you to a whole new level of safety and accuracy. Crafted from high-density aircraft aluminum, the Shop Fox® Right Angle Jig offers a huge advantage when cutting finger joints, tenons and glue joints. The Shop Fox® Right Angle Jig features a powerful toggle clamp for holding projects in place, as well as a locking table for multiple cuts and dadoing. The Shop Fox® Right Angle Jig can also be used with a wide variety of clamping devices, so you can secure projects at nearly any angle. Engineered to fit in standard  $\frac{3}{8}$ " x  $\frac{3}{4}$ " miter slots, the Shop Fox® Right Angle Jig offers up to  $1\frac{1}{2}$ " horizontal and nearly unlimited vertical holding capacity.




(Guards removed for clarity)

**CUT PRECISION JOINTS  
SAFER AND EASIER!**

**NEW & IMPROVED! PATENTED**

**SHOP FOX® RIGHT ANGLE JIG  
MODEL G3642 ONLY \$199<sup>95</sup>**

## THE SHOP FOX® CLASSIC TABLE SAW FENCE




A Classic, time tested and proven design is now part of the Shop Fox® family of high quality woodworking products. This 42" long fence has easily replaceable side panels made of HDPE plastic, a tough abrasion resistant material that is smoother than Teflon®. The fence body is heavy walled rectangular tubing for durability. A high visibility scale allows easy, precise and repeatable settings and the fine lined cursor can be mounted on either side of the fence body, depending on your preference. The fence locks positively into position with a cam-action lever, making one-handed fence adjustment a snap. The fence system comes with super heavy-duty front and rear rails which can be mounted on almost any size or brand of table or cabinet saw. Fence rails are epoxy painted for a long lasting finish. The fence can be lifted off the rails anywhere along its length for the ultimate in convenience. An optional extension table measuring 44" x 27" is also available to provide a large work table surface. The extension table includes a leg kit which provides two 32" high adjustable legs to provide stable support for the saw and table assembly. The extension table is made entirely of hardwood plywood with a durable laminated surface.

- Easy to install and easy to set up on any brand of saw
- Standard rails provide 25" maximum rip to the right of the blade
- Long rails provide an awesome 54" maximum rip to the right of the blade!


<b>MODEL G8826</b>	<b>CLASSIC FENCE SYSTEM WITH STANDARD RAILS</b>	<b>ONLY \$225<sup>00</sup></b>
<b>MODEL G9220</b>	<b>CLASSIC FENCE WITH 7' RAILS &amp; LEGS</b>	<b>ONLY \$275<sup>00</sup></b>
<b>MODEL G9221</b>	<b>7' RAILS &amp; LEGS FOR CLASSIC FENCE</b>	<b>ONLY \$149<sup>00</sup></b>
<b>MODEL G9035</b>	<b>44" X 27" EXTENSION TABLE W/ LEG KIT</b>	<b>ONLY \$109<sup>95</sup></b>

## THE INCREDIBLE SHOP FOX® FENCE

GRIZC-04440



COMMERCIAL DUTY



FINE ADJUSTMENT

Unlike most standard and after-market fences, the Shop Fox® Fence stays in perfect alignment (within four thousandths of an inch), whether the locking mechanism is engaged or not, so you can make precision settings with complete confidence. The Shop Fox® Fence features ball bearing rollers for smooth movement, a large, locking lever, built-in micro precision adjustment knobs and special track for use with the Board Buddies® anti-kickback system.

We're so excited about the Shop Fox® Fence that if you aren't completely satisfied with the quality and performance of this fence, you can return it within 90 days, no questions asked – we guarantee it!

- Convert your old table saw into a cutting machine!
- Rip lumber with total confidence!
- Fits on most major brands with 27" tables including Delta®, Sears®, Jet®, Artisan® and of course our G1022 & G1023

From the designers at



<b>MODEL G4722</b>	<b>SHOP FOX® FENCE WITH STANDARD RAILS</b>	<b>ONLY \$295<sup>00</sup></b>
<b>MODEL G4723</b>	<b>SHOP FOX® FENCE W/O RAILS</b>	<b>ONLY \$275<sup>00</sup></b>
<b>MODEL G4724</b>	<b>STANDARD RAILS (RIP TO 25")</b>	<b>ONLY \$39<sup>95</sup></b>
<b>MODEL G4725</b>	<b>LONG RAILS (RIP TO 49")</b>	<b>ONLY \$59<sup>95</sup></b>

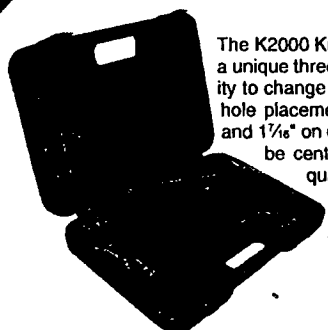
**CALL 24 HOURS A DAY FROM ANYWHERE IN THE U.S.A. 1-800-523-4777**








GRIZC-04441

**STRONGER...FASTER...SIMPLER...BETTER!** Make furniture and cabinetry like the pros. With the KREG JIG® you'll eliminate tedious set-ups, bar clamps and waiting for glue to dry, while gaining strength and creating attractive joinery. Use for face frames, case assembly, edge-banding, post and rail legs, and much more. Flexible design allows the KREG JIG® to be attached to a workbench for faster drilling or portable use. Works with material 1/2" and thicker. Lifetime warranty on hardened steel drill guides. 100% satisfaction guarantee. Two packages available below and check out the new Rocket Jig too.



### K2000


The K2000 Kreg Jig® is a revolutionary pocket hole jig that features a unique three-hole variable spacing concept, coupled with the ability to change pocket hole height, allows for unmatched flexibility in hole placement. This design allows pocket placement at 1/8", 1/4" and 3/8" on center horizontally, as well as allowing pocket holes to be centered in material from 1/2" to 1 1/4" thick. The K2000's quality and versatility meets the needs of all woodworkers, from the DIY enthusiast to the professional tradesman.



MODEL H1342 ONLY \$129<sup>95</sup>

### ROCKET JIG

Great for face frame or Euro-style cabinets, edge-banding for counter-tops, mitered corners, shop jigs and more. Eliminates dowel, biscuit and mortise and tenon headaches. Also great for outdoor projects like attaching decking from below because water doesn't soak around the screw into the wood. Kit includes Rocket Jig, Dual Purpose Clamp, extension for thicker material, drill, screwdriver bit, stop collar, instructions and a big handful of screws.



MODEL H1159 Kit ONLY \$59<sup>95</sup>  
MODEL H1160 Jig Only ONLY \$29<sup>95</sup>

### FACE CLAMP™

The Vise-Grip® style clamp aligns joint while driving screws, producing a flush joint that hardly requires sanding. Extra large pad protects face.



MODEL G3827 6" ONLY \$16<sup>95</sup>  
MODEL H3612 9" ONLY \$19<sup>95</sup>  
MODEL H3613 11" ONLY \$21<sup>95</sup>  
MODEL H3614 18" ONLY \$29<sup>95</sup>

### MINI KREG JIG®

Place a pocket hole virtually anywhere with ease! To align for 3/4" thick material, simply register the bottom of the jig with the edge of the workpiece, adjust depth collar, clamp and drill. In addition, a plug setting feature allows easy plug installation.



MODEL H3605 ONLY \$11<sup>95</sup>

### K2 MASTER PACKAGE

The K2 Master Package includes everything needed to make strong, quick joints in cabinets and furniture including the KREG JIG®, drill bit, depth collar, 100 screws, 3" and 6" square drive bits and 6" Face Clamp (locking pliers used to secure joint when driving screws) and detailed instructions. Once you use this system, you won't go back to the old ways of cabinet construction. It's worth every penny!



MODEL G3826 ONLY \$129<sup>95</sup>


### K2 PACKAGE - K2 JIG WITH DRILL BIT & COLLAR

Includes KREG JIG®, drill bit, depth collar and detailed instructions.

MODEL G3825 ONLY \$110<sup>95</sup>

### KREG SCREW KIT

Includes plenty of screws in five sizes in both fine and course threads, plus a long screwdriver bit.



MODEL H1395	ONLY	\$24 <sup>95</sup>
1" #7 coarse, pan-head (100)		
MODEL H3619	ONLY	\$2 <sup>95</sup>
1" #7 fine, pan-head (100)		
MODEL H3620	ONLY	\$2 <sup>95</sup>
1 1/4" #7 fine, washer-head (100)		
MODEL H3621	ONLY	\$2 <sup>95</sup>
1 1/4" #7 coarse, washer-head (100)		
MODEL H3622	ONLY	\$2 <sup>95</sup>
2 1/2" #7 coarse, washer-head (75)		
MODEL H3623	ONLY	\$2 <sup>95</sup>

### WOOD PLUGS

These plugs are solid wood and slide into the hole and sand flush. Bags of 50.


MODEL G3831	Oak	ONLY	\$6 <sup>95</sup>
MODEL G3832	Walnut	ONLY	\$6 <sup>95</sup>
MODEL G3833	Cherry	ONLY	\$6 <sup>95</sup>
MODEL H3615	Maple	ONLY	\$4 <sup>95</sup>
MODEL H3616	Pine	ONLY	\$4 <sup>95</sup>
MODEL H3617	Cedar	ONLY	\$4 <sup>95</sup>
MODEL H3618	Hickory	ONLY	\$4 <sup>95</sup>

SEE PAGE 265 FOR PANHEAD FACE FRAME SCREWS

## ALUMINUM T-SLOT TRACKS & CLAMPS

This convenient hold-down system puts clamping pressure anywhere along the flush-mounted T-Slot Track.  $\frac{3}{8}$ " deep x  $\frac{3}{4}$ " wide T-Slot Tracks are available in three lengths and are designed to be mounted flush to the work surface. This keeps the work surface clear of obstructions when not in use. The Hold Down Clamp slides in the T-Slot Track and quickly secures with the turn of the hand knob. By turning the clamp head 180° to the workpiece, the clamp offers a dual capacity of 0 to  $\frac{3}{4}$ " and  $\frac{3}{4}$ " to 2 $\frac{1}{2}$ " depending upon the size of the workpiece.

*Ideal for making clamping jigs and fixtures!*



12" T-Slot Track	
MODEL H0876	ONLY \$3 <sup>95</sup>
24" T-Slot Track	
MODEL H0877	ONLY \$5 <sup>95</sup>
36" T-Slot Track	
MODEL H0878	ONLY \$7 <sup>95</sup>
Hold Down Clamp for T-Slot Track	
MODEL H0879	ONLY \$3 <sup>75</sup>

## STEP DRILLS




Flat



45°

Step drills are perfect for use with all face frame jigs. Step drills are  $\frac{3}{8}$ " diameter with  $\frac{1}{8}$ " pilot. Available in two popular cutting angles; 45° for flat head screws and 90° for pan head screws.




MODEL G3244	45°	ONLY \$9 <sup>95</sup>
MODEL G3245	Flat	ONLY \$9 <sup>95</sup>

## INCREDIBLE BOARD BUDDIES® ANTI-KICKBACK DEVICE!

### BOARD BUDDIES® FOR TABLE SAWS

Spring-loaded wheels turn one way and are adjustable for different material thickness. The unique design of the wheels keeps the material pressed firmly down and against the rip fence. Reduces chance of kickback. Wheels are made of a special composition that will not mar your work.



Guard removed for clarity

Two wheels per set  
MODEL G2370 Yellow ONLY \$32<sup>95</sup>

### BOARD BUDDIES® FOR RADIAL-ARM SAWS


These wheels turn in counter-clockwise rotation and are great for radial arm saws.



Two wheels per set  
MODEL G2372 Orange ONLY \$32<sup>95</sup>

### BOARD BUDDIES® FOR SHAPERS

These green wheels were developed especially for shapers. The main difference between these and yellow wheels is that these roll in either direction and are used to hold the workpiece down and tightly against the fence.



Two wheels per set  
MODEL G2371 Green ONLY \$32<sup>95</sup>

## — OPTIONAL ACCESSORIES —

MODEL G4877 T-Nuts ONLY \$4<sup>95</sup>  
For use on Shop Fox Fence®


Tracks allow for use on more than one machine!

MODEL G2373 12" Track ONLY \$11<sup>95</sup>  
MODEL G2374 24" Track ONLY \$18<sup>95</sup>

## FACE FRAME JIG

This high-quality Face Frame Jig allows you to drill perfect pocket holes in face frames quickly and easily. For best results, use a step drill (left). A must if you make cabinets.

GRIZC-04442




MODEL G3243 ONLY \$8<sup>95</sup>

## POCK'IT JIG™

This heavy-duty aluminum extrusion with hardened steel bushings and integral clamp makes pocket hole joinery easy. Make flush joints, corner joints, angle joints, face frames, table leg braces, cabinets and furniture. Requires step drill and depth collar.

**New!**



MODEL H2390 ONLY \$29<sup>95</sup>

CALL 24 HOURS A DAY FROM ANYWHERE IN THE U.S.A. 1-800-523-4777


## PLANER PAL® KNIFE SETTING JIGS

These patented jigs are remarkably simple to use and hold knives securely in place while you tighten them in the cutterhead. They also allow you to shift nicked knives to avoid replacement or removal!

**PREVENT END-SNIPE FROM YOUR WORKPIECE AND  
REPLACE KNIVES QUICKLY AND ACCURATELY!**

GRIZC-04443

### PLANER PAL®



Planer Pal® fits 2½" - 4" cutterheads.

G1755	Standard	EACH	\$69 <sup>95</sup>
H2301	Standard	PAIR	\$99 <sup>95</sup>
G1757	Standard/Carbide	EACH	\$99 <sup>95</sup>
H2302	Standard/Carbide	PAIR	\$174 <sup>95</sup>

When buying planer jigs, follow  
this simple guideline:  
15" to 20" planers — use 2 jigs.  
Over 20" planers — use 3 jigs!



Patents Owned By:



### MINI PLANER PAL®


FOR 10" and 12" PORTABLE PLANERS

Save time and increase the cutting accuracy of your 10" and 12" portable planer with Mini Planer Pal® jigs. Like their bigger cousins, Mini Planer Pals® use precision magnets to hold blades to within ±.001". Use on planers with 1½" - 2½" cutterheads. Sold in pairs only.



MODEL G3641 PER PAIR \$29<sup>95</sup>

### JOINTER PAL™




Patents Owned By:



Up to 8" - Polycarbonate Body	
MODEL G3360	EACH \$26 <sup>95</sup>
Up to 8" - Steel Body	
MODEL G1753	EACH \$42 <sup>95</sup>
Up to 8" - For Carbide Knives	
MODEL G1756	EACH \$69 <sup>95</sup>
Extensions - Up to 12"	
MODEL G1754	EACH \$6 <sup>75</sup>
Up to 8" Carbide or H.S.S.	
MODEL H2403	EACH \$89 <sup>95</sup>
Up to 12" Carbide or H.S.S.	
MODEL H2404	EACH \$94 <sup>95</sup>
Up to 14" Carbide or H.S.S.	
MODEL H2405	EACH \$99 <sup>95</sup>

### ANGLE FINDER PLUS LEVEL

Take the guess work out of setting tilting blades and tables with this compact angle finder. Instantly measures angles in any quadrant from 0-90°. Also great for checking plumb and level in tight quarters. Accurate to half a degree.




MODEL G5412 ONLY \$5<sup>95</sup>

### ROTACATOR™ FOR PLANERS

The Rotacator™ has a magnetic base and is used to adjust settings on any planer. Infeed and outfeed rollers, pressure bars, feed-bed rollers, chip breaker, etc., can be adjusted very quickly and accurately. Fine tuning your planer will eliminate nasty surprises such as non-parallel and chattered surfaces. Ideal for other machine set ups, too.


INDICATOR ROTATES 360°.



MODEL G1738 \$127<sup>50</sup> ONLY \$99<sup>95</sup>


### THICKNESS GAUGE

Measure thicknesses and diameters quickly with this handy gauge. Wonderful for thickness planers, wood lathes and other shop measurements. Measures from ¼" to 2" in ½" increments.



MODEL G2857 ONLY \$11<sup>95</sup>

GRIZC-04444


**INCRA® JIG ULTRA LITE**

The Incra® Jig ULTRA LITE represents the culmination of nearly 10 years of incremental positioning machine development which makes it, quite simply, the world's most accurate universal fence system for your router, drill press or bandsaw. Its sophisticated Automatic Positioning Control™ instantly locates repeatable cuts to within one or two thousandths of an inch without measuring! The Incra® Jig ULTRA LITE features: • Universal dovetail and box joint maker • 12½" positioning range

• Automatic positioning control • Accuracy to .002" over its full range • Zero repeatability error • Incremental movement in exact 1/32" steps • Built-in micro-adjustability • 3 sliding scale or template channels • Silky smooth linear tracking that's virtually sawdust proof • Ultra strong and rigid construction • 22" fence length • Sliding fence stop positioner • Incra® right angle fixture • Two joint making templates.

**MODEL G5564** Ultra Lite  
**MODEL G5566** Fence Stop Positioner  
**MODEL G5565** Master Template Library

**ONLY \$149<sup>95</sup>**  
**ONLY \$19<sup>95</sup>**  
**ONLY \$19<sup>95</sup>**



THE ONLY LIMIT IS YOUR IMAGINATION!


Use the Incra® Jig ULTRA and create a wide variety of handy and handsome wood joints. The complete system includes the ULTRA Jig, 16" or 24" ULTRA Fence, Incra® Stop, Stop Extender, Right Angle Fixture and Master Template Library.

- Self-lubricating bearing system
- Micro-adjustable to 1/1000"
- Reinforced square tube construction
- Laser-cut hairline cursor
- Range scale shows micro variations
- Includes 20-page manual



**MODEL G3472** 16" Complete System  
**MODEL G3474** 24" Complete System

**ONLY \$199<sup>95</sup>**  
**ONLY \$249<sup>95</sup>**

**CARBIDE-TIPPED ROUTER BIT SETS FOR THE INCRA® JIG!**

These Grizzly® high-quality brand carbide-tipped router bit sets are made specifically for use with the INCRA® JIG templates. No more hunting for the right bit for the job. Just look in the INCRA® JIG handbook, see which size bit you need for the joint you are cutting and reach into the sturdy wooden box!

**SET #1** — Made for smaller joints, it consists of the following bits in 1/4" shank: 1/4" Straight, 3/8" Straight, 1/4" Dovetail (7°), 3/8" Dovetail (8°), 1/2" Dovetail (14°).

*Please note: Due to the extremely small surface on the 1/4" Dovetail bit, it is made of special tool-steel and is not carbide-tipped.*


**MODEL C1507** Set #1 **ONLY \$26<sup>50</sup>**

**SET #2** — Made for larger joints, it consists of the following bits in 1/2" shank: 3/8" Straight, 3/4" Straight, 1/2" Dovetail (14°), 3/4" Dovetail (7°), 3/4" Dovetail (7°).

**MODEL C1508** Set #2 **ONLY \$28<sup>95</sup>**

**INCRA® HINGE PLANS**

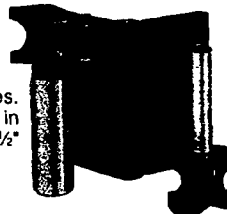
Step-by-step guide walks you through the entire hinge making process. Bring complete wooden harmony to your next jewelry box, cabinet door or hinged table leaf by making fascinating wooden hinges. Plans include an aluminum hinge drilling guide.



**MODEL G2865** **ONLY \$9<sup>95</sup>**

**HINGE BITS**

These hinge cutting bits are designed for cutting perfect wood hinges. Available in 1/4" shank and 1/2" shank.



**MODEL C1023** 1/4" Shank **ONLY \$14<sup>95</sup>**

**MODEL C1028** 1/2" Shank **ONLY \$14<sup>95</sup>**

**MITER SLIDER**

These aluminum sliders have a unique expansion mechanism for perfect sliding in any standard miter-gauge slot. Comes with illustrated plans for building miter jig and crosscut jig plus many others.



**MODEL G2866** PER SLIDER **\$12<sup>95</sup>**

**X - Y MARKER**

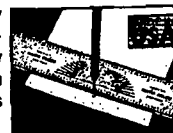
Measure two adjacent edges simultaneously with this X-Y Marker for unsurpassed accuracy. No more drawing two lines to find the intersection point. Maximum X-Y size is 6" x 3" in sixteenths of an inch.



**MODEL G8006** **ONLY \$29<sup>95</sup>**

**12" CENTERING RULE**

Just match up the same measurements on both sides of this 12" rule and you automatically have the center point. Stainless steel rule features 1/32" gradations and handy protractor with 5° gradations as well as every 22.5°. Don't rely on ordinary rules for this kind of precision!



**MODEL G4198** **ONLY \$19<sup>95</sup>**

CALL 24 HOURS A DAY FROM ANYWHERE IN THE U.S.A. 1-800-523-4777

223

## INCRA® MITER GAUGES



Continuing its well-respected tradition of "making accuracy easy", INCRA® has added the MITER1000™ and MITER3000™ Incremental Miter Gauges to compliment its incredibly popular MITER2000™. All three models feature INCRA's exclusive AngleLOCK™ Indexed Positioning that locks in miter fence angles in devastatingly accurate and repeatable 5°, 1° or ½° increments over a range of up to 180°, with continuous adjustability in between. Each model uses INCRA's patent pending solid steel GlideLOCK™ Miter Bar, that uses up to eight expansion points to adjust both sides of the bar for zero side-play with anti-friction travel in any standard (or near standard) miter slot. This means that all of that accuracy in the AngleLock™ Miter Head can actually be put to use because the bar won't wiggle in the slot. The result? You get perfect, gap-free hairline glue joints on all mitered corners without trial-and-error setups. If that sounds too good to be true, just remember INCRA's motto: EXACTLY AS PROMISED! And they mean it!

**Miter 1000**  
by Incra



**Miter 2000**  
by Incra

**Miter 3000**  
by Incra



MODEL H2142 ONLY \$119<sup>95</sup>

MODEL G8821 ONLY \$179<sup>95</sup>

MODEL H2143 ONLY \$269<sup>95</sup>


MODEL	ANGLE LOCK™	INDEXED STOPS	SPECIAL STOPS	MITER HEAD	GlideLOCK™ MITER BAR	FENCE TYPE	STOP POSITIONER
H2142 MITER 1000™	41 Angle Stops	Every 5° over ± 90° range, plus ½° vernier cursor	22½° 67½°	Standard	Width is adjustable in 6 places	18" Track Fence	Sliding Stop Positioner
G8821 MITER 2000™	110 Angle Stops	Every ½° over ± 55° range, reversible	22½°	Reversible, oversized extra heavy duty	Width is adjustable in 6 places	27" Incra-LOCK Fence	INCRA® Incremental ShopStop Positioner
H2143 MITER 3000™	364 Angle Stops	Every ½° over ± 90° range	22½° 67½°	Standard plus micro plate	Width is adjustable in 8 places	27" Incra-LOCK Flip Stop Fence	INCRA® Incremental "Flip" ShopStop Positioner



## MITER 5000™



Capitalizing on a great idea, the folks at Incra® have combined their highly successful Miter 3000™ with the exclusive AngleLOCK™ Indexing System with a sled system for the table saw. The sled with T-track and clamping fixture secures the workpiece as one solid unit for precision cross-cutting at any angle. The right-hand portion of the sled, once cut, secures to the right miter slot of your table saw by means of a miter slider and functions as a zero clearance cut-off table that's perfectly aligned with the main sled. Since this system includes precision angle adjustment, stop positioner and clamping sled for superior workpiece control, all possibility for cutting error has been eliminated and each cut is predictable and precise. Finally, a perfect cross-cutting system for your table saw! Order the Replacement Panel for maintaining zero clearance for different blades and compound angle cutting. Please see above for Miter 3000™ specifications.




MODEL H3601  
MODEL H3602

Miter 5000™  
Replacement Panel

ONLY \$299<sup>95</sup>  
ONLY \$39<sup>95</sup>

## MARKING T-RULES


Anodized aluminum edge guide ensures perfect marking alignment. Ultra precision, stainless steel rule allows pencil or scribe marks to  $\frac{1}{32}$ ".



MODEL G4882	6"	ONLY \$17 <sup>95</sup>
MODEL G4885	12"	ONLY \$29 <sup>95</sup>
MODEL G4888	18"	ONLY \$39 <sup>95</sup>
MODEL H3597	Pencil	ONLY 95¢

## POCKET RULE


Credit card sized marking rule lets you carry precision around in your shirt pocket. Stainless steel rule is graduated in  $\frac{1}{32}$ " and measures up to 3".



MODEL G4892	ONLY \$9 <sup>95</sup>
MODEL H3597	Pencil ONLY 95¢

## PROFESSIONAL T-RULE


This Professional 12" T-Rule features micro-fine guide holes in 100ths, 64ths, 32nds and 16ths of an inch and metric gradations to .5mm. Anodized aluminum guide bar and stainless steel construction.



MODEL H3595	ONLY \$34 <sup>95</sup>
MODEL H3597	Pencil ONLY 95¢

## MARKING RULES


Micro-fine guide holes locate your mark down to  $\frac{1}{32}$ ". Ultra precision, stainless steel Incra® Rules eliminate uncertainty and reduce eye strain associated with other steel marking rules.



MODEL G4880	6"	ONLY \$11 <sup>95</sup>
MODEL G4883	12"	ONLY \$17 <sup>95</sup>
MODEL G4886	18"	ONLY \$24 <sup>95</sup>
MODEL H3597	Pencil	ONLY 95¢

## MARKING RULE SETS


Cover any precision marking application with these three-piece marking rule sets. Each set includes one Marking Rule, one T-Rule and one Bend Rule in your choice of 6", 12" and 18" lengths. Each set includes a .5mm mechanical pencil.



MODEL G4889	6"	ONLY \$39 <sup>95</sup>
MODEL G4890	12"	ONLY \$64 <sup>95</sup>
MODEL G4891	18"	ONLY \$89 <sup>95</sup>

## PROFESSIONAL MARKING RULE SET


This 3-piece Professional Marking Rule Set has micro-fine guide holes in 100ths, 64ths, 32nds and 16ths of an inch and metric gradations to .5mm. Includes a 12" Marking Rule, 12" Bend Rule, 12" T-Rule and .5mm mechanical pencil.



MODEL H3596	ONLY \$69 <sup>95</sup>
-------------	-------------------------

## MARKING BEND RULES


Angled rule allows you to mark the face and the edge of your workpiece in one efficient motion. Ultra precision, stainless steel rule is graduated in  $\frac{1}{32}$ ".



MODEL G4881	6"	ONLY \$15 <sup>95</sup>
MODEL G4884	12"	ONLY \$19 <sup>95</sup>
MODEL G4887	18"	ONLY \$29 <sup>95</sup>
MODEL H3597	Pencil	ONLY 95¢

## PRECISION MARKING PROTRACTOR

Mark angles with precision to half a degree! Anodized aluminum edge guide ensures perfect marking alignment. Also great for determining and setting machine table or blade angles when bevel cutting. Includes a .5mm mechanical pencil.



MODEL G4197	ONLY \$27 <sup>95</sup>
-------------	-------------------------

## INCRA® T-TRACKS

Attach stops, guards, jigs, fixtures and hold-downs on machinery and your workbench. Hard anodized aluminum for durability, these  $\frac{1}{2}$ " deep by  $\frac{1}{4}$ " wide T-Tracks have predrilled holes and include fasteners. Large T-slot accepts standard  $\frac{1}{4}$ -20 hex bolts and nuts. Choose 18", 24" or 36" lengths.



MODEL H3598	18"	ONLY \$5 <sup>95</sup>
MODEL H3599	24"	ONLY \$7 <sup>95</sup>
MODEL H3600	36"	ONLY \$10 <sup>95</sup>

CALL 24 HOURS A DAY FROM ANYWHERE IN THE U.S.A. 1-800-523-4777

# "Jorgensen" CLAMPS

GRIZC-04447

## "Pony" PIPE CLAMPS

These are, without a doubt, the most popular clamps on the market today. Made to be used with widely-available 1/2" or 3/4" black steel pipe, Pony® Clamps are tough to beat for clamping tasks in the shop or on the jobsite. 1/2" clamp has sliding bench vise type handle. G3533 shown.

(PIPE NOT INCLUDED)



	EACH	4 OR MORE
MODEL G3532 1/2"	\$8 <sup>95</sup>	\$8 <sup>49</sup>
MODEL G3533 3/4"	\$11 <sup>95</sup>	\$11 <sup>49</sup>

## BAR CLAMPS


These light-duty Jorgensen® Bar Clamps are the standard in home and professional workshops. These clamps have a load capacity of 600 lbs. Jorgensen® Bar Clamps are quick to tighten and release and are even suitable for tight spots. Lightweight steel bar is rated at 10,000 p.s.i. and is rust resistant.



	EACH	4 OR MORE
MODEL G3539 6"	\$7 <sup>95</sup>	\$6 <sup>95</sup>
MODEL G3540 12"	\$8 <sup>95</sup>	\$7 <sup>95</sup>
MODEL G3541 18"	\$9 <sup>95</sup>	\$8 <sup>95</sup>
MODEL G3542 24"	\$11 <sup>95</sup>	\$9 <sup>95</sup>
MODEL H2228 30"	\$14 <sup>95</sup>	\$12 <sup>95</sup>
MODEL H2229 36"	\$16 <sup>95</sup>	\$14 <sup>95</sup>

## SADDLES

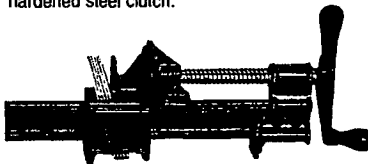
Attach these Jorgensen® saddles to your workbench and enjoy hands-free clamping. Bar and pipe clamps snap in place and remain steady while you work. Made from high-strength aluminum alloy.



Pipe Clamp Saddles (2 Pair)	
MODEL G3553	ONLY \$8 <sup>95</sup>
Bar Clamp Saddles (2 Pair)	
MODEL G3554	ONLY \$6 <sup>95</sup>

## "I" BEAM CLAMPS

These heavy-duty clamps are designed for high-demand professional and industrial use. The steel I-bar is extremely strong and resistant to twisting and bending. The sliding head is cast of tough ductile iron and features a 4-piece, hardened steel clutch.




	EACH	4 OR MORE
MODEL G3543 24"	\$24 <sup>95</sup>	\$22 <sup>95</sup>
MODEL G3544 30"	\$25 <sup>95</sup>	\$23 <sup>95</sup>
MODEL G3545 36"	\$26 <sup>95</sup>	\$24 <sup>95</sup>
MODEL G3546 48"	\$28 <sup>95</sup>	\$26 <sup>95</sup>
MODEL G3547 60"	\$32 <sup>95</sup>	\$29 <sup>95</sup>
MODEL G3548 72"	\$34 <sup>95</sup>	\$31 <sup>95</sup>
MODEL G3549 84"	\$37 <sup>95</sup>	\$34 <sup>95</sup>

## "Pony" DEEP-REACH PIPE CLAMPS

This Pony® Pipe Clamp by Jorgensen® features a special deep-reach head, which allows you to micro-adjust your tightness from the outboard end of your clamp. The design is perfect for tight jobs where traditional pipe clamps may not work.


(PIPE NOT INCLUDED)



	EACH	4 OR MORE
MODEL G3534 3/4" Style 56	\$13 <sup>95</sup>	\$11 <sup>95</sup>

## CLAMP PADS

Keep your clamps from marring your work with Jorgensen® Pipe Clamp Pads. These tough plastic pads provide a resilient cushion between metal jaws and work surfaces. Can be adjusted and removed quickly and easily. Protect the fruits of your labor!



Bar Clamp Pads (4 Pair)	
MODEL G3550	ONLY \$3 <sup>95</sup>
Pipe Clamp Pads (2 Pair)	
MODEL G3551	ONLY \$4 <sup>95</sup>

## "Pony" ADJUST-A-CLAMP™

These instant opening and closing clamps feature adjustable 1 to 50 lbs. of clamping force with a simple turn of a screw. Soft, pivoting jaw pads hold irregular-shaped objects without marring.



	EACH	4 OR MORE
MODEL G6420 1"	\$2 <sup>95</sup>	\$2 <sup>49</sup>
MODEL G6421 2"	\$3 <sup>95</sup>	\$3 <sup>49</sup>

## FRAMING CLAMPS

An ideal tool for woodworkers and artists who make rectangular door frames or picture frames. The threaded-rod design allows precise control over the amount of pressure applied to any corner of the workpiece. Lightweight plastic corners hold work securely without marring wood or finishes. Handles square and rectangular frames to 24" x 24".



MODEL G3552	ONLY \$13 <sup>95</sup>
-------------	-------------------------

## "Pony" CABINET CLAWS

Fast, easy cabinet installation with dual purpose clamping functions: • two-way clamping for tightening and aligning face frames • pre-drilling placement guide for accurate pilot hole drilling and screw fastening. Includes pilot drill bit and non-marring pad protectors.



G6693




H2237

G6693 Face Frame 2 Pk	ONLY \$59 <sup>95</sup>
H2237 Euro-Style 2 Pk	ONLY \$69 <sup>95</sup>

## STAND UP CLAMP PADS

Pads slip over standard 3/4" jaw face to support the clamp and provide a cushion against the workpiece. No need for wood blocks or saddles.

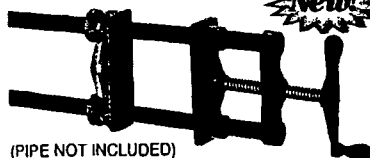


MODEL G3733	PAIR \$5 <sup>95</sup>
BUY 4 OR MORE	PER PAIR \$4 <sup>95</sup>

**Pony DOUBLE PIPE CLAMP**

This double pipe design prevents thin stock from buckling during edge gluing. Features include:

- Malleable and/or ductile iron castings with durable baked on enamel finish
- Precision cut  $\frac{1}{8}$ " Acme screw with hardened steel thrust bearing
- 3 hardened and plated steel clutch discs for each pipe to ensure even clamping pressure
- Clamping faces measure  $2\frac{1}{4}$ " wide with  $3\frac{1}{4}$ " between pipe

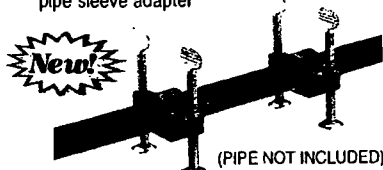


(PIPE NOT INCLUDED)

**MODEL H0935 ONLY \$34<sup>95</sup>****Pony VENEER PRESS SCREWS**

The answer to clamping veneers, laminates and deep reach surface clamping is at hand. This veneer press screw system is designed to be used with  $\frac{1}{2}$ " or  $\frac{3}{4}$ " pipe. Used by themselves or with other pipe saddles, veneer press frames can be constructed in unlimited sizes. They come with these construction features:

- Die cast aluminum bodies with durable baked on enamel finish
- Plated steel press screws  $2 - \frac{3}{4}$ " to  $\frac{1}{2}$ " pipe sleeve adapter



(PIPE NOT INCLUDED)

**MODEL H0934 ONLY \$19<sup>95</sup>****3" HOLD-DOWN CLAMP**

Hold-down clamps are a must for surface clamping on the work bench or machine tables. They can pivot or be removed quickly by loosening the mounting bolt (supplied). Includes these construction features:

- Malleable and/or ductile iron castings with durable baked on enamel finish
- Precision cut  $\frac{1}{8}$ " Acme screw
- Mounting hardware

**MODEL H0932 ONLY \$12<sup>95</sup>****Jorgensen CLAMPS****Pony WALL MOUNT TRACK/CLAMP COLLARS**

Create a clamping frame or workbench or free standing work station with this mounted clamp collar set. Clamp collars hold pipes from pipe clamps and are secured with the thumb screws provided. The set comes with these components:


- 2 ductile cast iron collars with durable baked on enamel finish
- A  $36" \times 4\frac{1}{2}"$  black-oxide coated steel bracket
- Mounting hardware

**MODEL H0930 ONLY \$39<sup>95</sup>****DEEP F-CLAMP**

This heavy weight steel bar clamp is used for extreme use applications such as boat building, over-sized laminating or any job needing a 9" reach. It features the following components:

- Malleable and/or ductile iron castings with durable baked on enamel finish
- Precision cut  $\frac{1}{8}$ " Acme screw threaded into adjustable jaw

• Durable high carbon steel bar with 100,000 psi tensile strength!  
• Large  $1\frac{3}{8}$ " diameter swivel pad for increased clamping effectiveness

**MODEL H0931 ONLY \$54<sup>95</sup>****HEAVY-DUTY 4" HOLD-DOWN CLAMP**

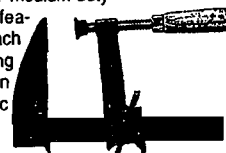
These heavy-duty Hold-Down clamps are designed for surface clamping on the work bench or in machine table T-slots. Can pivot or be removed quickly by loosening the mounting bolt or T-fastener (both supplied). Features:

- Malleable and/or ductile iron castings with durable baked on enamel finish
- Precision cut  $\frac{1}{8}$ " Acme screw with sliding pin handle and unique square head so tightening may be done with a wrench
- Full mounting hardware

**MODEL H0933 ONLY \$69<sup>95</sup>****STYLE NO. 4500 STEEL BAR CLAMPS**

These popular medium-duty

bar clamps feature 5" of reach and a sliding head design with multi-disc clutch.



		EACH	4 OR MORE
MODEL H2230	6"	\$26 <sup>95</sup>	\$24 <sup>95</sup>
MODEL H2231	8"	\$28 <sup>95</sup>	\$26 <sup>95</sup>
MODEL H2232	12"	\$32 <sup>95</sup>	\$30 <sup>95</sup>
MODEL H2233	18"	\$34 <sup>95</sup>	\$31 <sup>95</sup>
MODEL H2234	24"	\$36 <sup>95</sup>	\$33 <sup>95</sup>

**Pony 3-WAY EDGING SPRING CLAMPS**

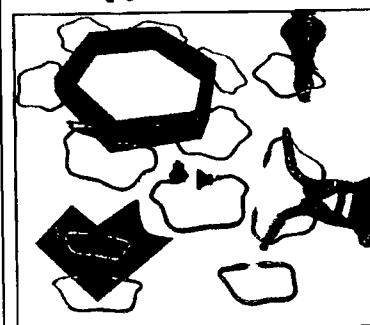
Unique 3-way spring clamps are quick and easy. Great for face clamping. Reinforced handles and non-marring jaws.



		EACH	4 OR MORE
MODEL H2235	1"	\$3 <sup>95</sup>	\$3 <sup>45</sup>
MODEL H2236	2"	\$4 <sup>95</sup>	\$4 <sup>45</sup>

**CLAMP-ALL**

Clamps almost any angle with ease. Three sizes for holding from  $\frac{1}{4}$ " to almost 4". Suction cups for repairing finish furniture. Made of high quality wire spring steel with case hardened tips. Multi-pronged expanders for safe and easy use.



Combo Starter Set	
MODEL H3703	ONLY \$29 <sup>95</sup>
Four Suction Cups with Pivot Tips	
MODEL H3704	ONLY \$2 <sup>95</sup>



## CLAMPS

### Record® SASH CLAMPS

Stock up on these top-quality bar clamps from Record. Made of bright drawn steel, adjustments are made with sliding head and solid steel pin.

**NO MORE SLIPS!**



MODEL	SIZE	PRICE	4 OR MORE
G4926	24"	\$27 <sup>95</sup>	\$25 <sup>95</sup>
G4927	36"	\$27 <sup>95</sup>	\$25 <sup>95</sup>
G4928	48"	\$29 <sup>95</sup>	\$27 <sup>95</sup>

### Record® T-BAR CLAMPS

When you need the strongest, heaviest, most durable clamp on the market, reach for the T-Bar. These extra heavy-duty steel bars with the "T" cross-sections deliver exceptional torsional strength under great pressure. Adjustments are made with sliding head and solid steel pin.



MODEL	SIZE	PRICE	4 OR MORE
G4929	48"	\$49 <sup>95</sup>	\$44 <sup>95</sup>
G4930	66"	\$74 <sup>95</sup>	\$69 <sup>95</sup>

### Record® SPEEDCLAMPS

These medium-duty clamps have bright drawn steel bars with serrated edges that lock the sliding head as clamping pressure is applied. Simply slide the head into position and start tightening. Fast and easy to use, Speedclamps feature a 4 3/4" throat depth.



MODEL	SIZE	PRICE
G8239	8"	\$16 <sup>95</sup>
G8240	10"	\$17 <sup>95</sup>
G8241	12"	\$18 <sup>95</sup>
G8242	16"	\$19 <sup>95</sup>
G8243	20"	\$20 <sup>95</sup>
G8244	24"	\$21 <sup>95</sup>
G8245	32"	\$22 <sup>95</sup>
G8246	40"	\$23 <sup>95</sup>



### ALUMINUM BAR CLAMPS

These Aluminum Bar Clamps feature torsion box design for maximum rigidity and reduced weight. Clamp heads also wrap around the bar for minimum deflection under pressure and positive detents make these clamps infinitely adjustable for years of dependable clamping service.




MODEL	SIZE	PRICE	3 OR MORE
G9711	24"	\$16 <sup>95</sup>	\$14 <sup>95</sup>
G9712	36"	\$19 <sup>95</sup>	\$17 <sup>95</sup>
G9713	48"	\$24 <sup>95</sup>	\$22 <sup>95</sup>
G9714	60"	\$29 <sup>95</sup>	\$26 <sup>95</sup>
G9715	72"	\$34 <sup>95</sup>	\$31 <sup>95</sup>



### ALUMINUM LONG JAW BAR CLAMPS

Torsion box design for maximum rigidity and extra long jaws make these bar clamps truly versatile for any wide clamping application.



MODEL	SIZE	PRICE	3 OR MORE
H1343	24"	\$17 <sup>95</sup>	\$15 <sup>95</sup>
H1344	36"	\$20 <sup>95</sup>	\$18 <sup>95</sup>
H1345	48"	\$25 <sup>95</sup>	\$23 <sup>95</sup>

### QUICK RELEASE DRILL PRESS CLAMPS

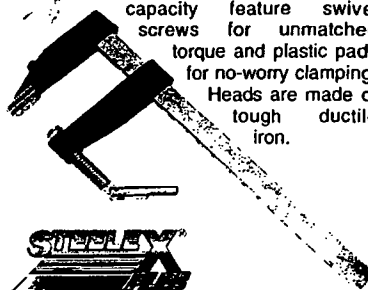
Instant clamping right on your drill press table! Drop forged clamp is fully adjustable and locking lever action provides tremendous gripping power. Mounts through the slot in your drill press table.



MODEL	SIZE	PRICE
G1872	6" ONLY	\$7 <sup>95</sup>
G8079	10" ONLY	\$9 <sup>95</sup>
H1127	12" ONLY	\$16 <sup>95</sup>

### F-CLAMPS

Fast-adjusting F-clamps with 4" throat capacity feature swivel screws for unmatched torque and plastic pads for no-worry clamping. Heads are made of tough ductile iron.




MODEL	SIZE	PRICE
G8980	8"	\$6 <sup>95</sup>
G8981	12"	\$7 <sup>50</sup>
G8947	16"	\$7 <sup>75</sup>
G8948	20"	\$7 <sup>95</sup>
G8949	24"	\$8 <sup>95</sup>
G8950	32"	\$10 <sup>95</sup>
G8951	36"	\$11 <sup>95</sup>
G8952	40"	\$12 <sup>95</sup>



### QUICK RELEASE BAR CLAMPS

Quick setting mechanism. Rubber handle for comfortable adjustment. Rugged cast iron and steel construction.



MODEL	SIZE	PRICE
H0475	6"	\$7 <sup>95</sup>
H0476	12"	\$8 <sup>95</sup>
H0477	18"	\$9 <sup>95</sup>
H0478	24"	\$10 <sup>95</sup>
H0479	30"	\$12 <sup>95</sup>
H0480	36"	\$13 <sup>95</sup>

### QUICK-GRIP® HANDI CLAMP

Squeeze to adjust and lock. Click to release. Use anywhere you need an extra hand.




MODEL	SIZE	PRICE	4 OR MORE
H3895	1 1/2"	\$3 <sup>95</sup>	\$2 <sup>95</sup>
H1324	2"	\$5 <sup>95</sup>	\$4 <sup>95</sup>
H3896	4"	\$6 <sup>95</sup>	\$5 <sup>95</sup>

# CLAMPS

These Quick-Grip® Bar Clamps are the best woodworking accessories to hit the market since sandpaper! They are designed to clamp with one hand, so you can hold your work in the other. Try them. You'll come back for more!

## MINI BAR CLAMPS

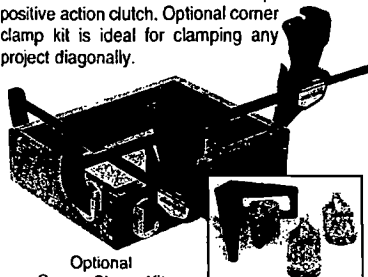
Use these Mini Bar Clamps once - and you'll never want to use C-clamps again. Their compact size and precision feel make them perfect for smaller and more delicate projects. Like all QUICK-GRIP® clamps, the mini bar clamps allow you to apply as much or as little pressure to your work as you choose.



MODEL	SIZE	PRICE	4 OR MORE
G3106	6"	\$13 <sup>95</sup>	\$11 <sup>95</sup>
G3107	12"	\$15 <sup>95</sup>	\$13 <sup>95</sup>

## BAR CLAMPS

The patented trigger grip mechanism makes these bar clamps just the thing for quick, one-handed clamping. Just slide the QUICK-GRIP® over your work and squeeze the hand grip...that's all there is to it! When you're done, the QUICK-GRIP® loosens with a squeeze of the positive action clutch. Optional corner clamp kit is ideal for clamping any project diagonally.



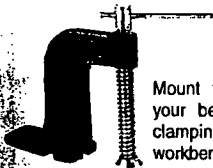
Optional  
Corner Clamp Kit

MODEL	SIZE	PRICE	4 OR MORE
G3108	6"	\$17 <sup>95</sup>	\$15 <sup>95</sup>
G3109	12"	\$19 <sup>95</sup>	\$18 <sup>95</sup>
G3153	18"	\$21 <sup>95</sup>	\$19 <sup>50</sup>
G3110	24"	\$21 <sup>95</sup>	\$19 <sup>95</sup>
G3111	36"	\$24 <sup>95</sup>	\$22 <sup>95</sup>

Corner Clamp Kit

MODEL G3114 ONLY \$9<sup>95</sup>

## HOLD DOWN CLAMPS



Mount these anywhere on your bench for convenient clamping. A must for any workbench!

MODEL G9589	3"	ONLY	\$5 <sup>95</sup>
MODEL G9590	4 1/4"	ONLY	\$9 <sup>95</sup>

## SPRING CLAMPS


These Spring Clamps by QUICK-GRIP® are incredibly handy in the woodshop or in the metal shop. They'll provide plenty of positive force to keep your work right where you put it - and the special padded jaws will hold tight without marring your work.



MODEL	SIZE	PRICE	4 OR MORE
G3303	1"	\$2 <sup>49</sup>	\$1 <sup>99</sup>
G3304	2"	\$3 <sup>29</sup>	\$2 <sup>99</sup>
G3305	3"	\$5 <sup>95</sup>	\$4 <sup>95</sup>

## SPRING CLAMPS

Just a simple squeeze and release is all it takes to keep your work held securely in place. These spring clamps are unbeatable for securing glue joints, clamping jigs, holding down tarps, or hundreds of other shop chores that require an "extra hand". Handles are contoured for comfort and control. Non-marring jaws pivot to increase their grip on uneven surfaces. Tough polymer construction.




MODEL	PIECES	SIZE	PRICE
G8216	10	1"	\$7 <sup>95</sup>
G8217	10	2"	\$8 <sup>95</sup>
G8218	6	3"	\$8 <sup>95</sup>
G8219	4 Each	1", 2", 3"	\$12 <sup>95</sup>

## QUICK CHANGE™ CLAMPS

Introducing the new and improved QUICK-GRIP® clamps that easily change to a spreader without the use of tools. Simply un-snap the multi-position jaw, slide it off, turn it around, slide it on and it's a spreader.

- Clamp/Spread anywhere on Bar with Multi-Position Jaws
- Non-marring Pads
- No Tools Required to Change
- QUICK-ADVANCE™ Pistol Grip



## QUICK-GRIP® POWER CLAMP


Combines the one-handed advantage of QUICK-GRIP® clamps with the clamping power of traditional bar / screw clamps. Heavy-duty metal construction and a serrated bar provide extra holding power.



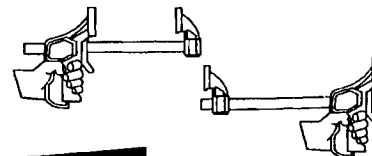
MODEL	SIZE	PRICE
H1325	6"	\$32 <sup>95</sup>
H1326	12"	\$34 <sup>95</sup>
H1327	24"	\$37 <sup>95</sup>

## MICRO & MACRO CLAMPS

QUICK-GRIP® Macro clamps offer deeper throat capacity and they can be reversed and used as spreader clamps. Micro clamps, with a 4 1/2" jaw opening, are perfect for hobby work, as well as smaller projects.



MODEL	SIZE	PRICE	4 OR MORE
G4660	4 1/2"	\$9 <sup>95</sup>	\$7 <sup>95</sup>
G4661	10"	\$24 <sup>95</sup>	\$22 <sup>95</sup>
G4662	20"	\$26 <sup>95</sup>	\$24 <sup>95</sup>
G4663	33 1/2"	\$29 <sup>95</sup>	\$27 <sup>95</sup>



MODEL	SIZE	PRICE	4 OR MORE
H1038	6"	\$19 <sup>95</sup>	\$17 <sup>95</sup>
H1039	12"	\$21 <sup>95</sup>	\$19 <sup>95</sup>
H1040	18"	\$22 <sup>95</sup>	\$20 <sup>95</sup>
H1041	24"	\$25 <sup>95</sup>	\$23 <sup>95</sup>
H1042	36"	\$27 <sup>95</sup>	\$25 <sup>95</sup>

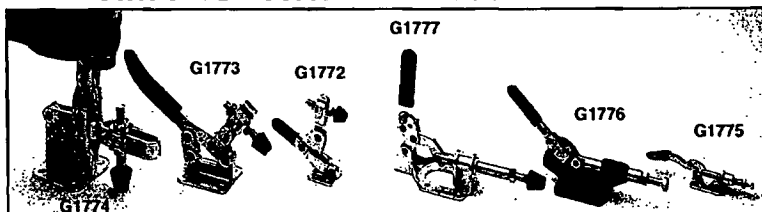
## CLAMPS

### QUICK RELEASE TOGGLE CLAMPS

These quick-action toggle clamps are extremely useful for bench-mounted jigs and special jigs for machinery. Grizzly offers a terrific selection of down and push-type toggle clamps to suit a wide range of clamping applications.

#### DOWN-TYPE ACTION

#### PUSH-TYPE ACTION




MODEL	ACTION TYPE	HOLDING FORCE	HANDLE POSITION WHEN LOCKED	SIZE	PRICE EACH	2 OR MORE
G1772	Clamp Down	220 Lbs.*	Up	3" x 3"	\$7.50	\$6.95
G1773	Clamp Down	500 Lbs.	Down	7" x 2"	\$13.95	\$12.95
G1774	Clamp Down	792 Lbs.	Up	6" x 8 1/2"	\$16.95	\$15.95

MODEL	ACTION TYPE	HOLDING FORCE	HANDLE POSITION WHEN LOCKED	SIZE	PRICE EACH	2 OR MORE
G1775	Push	100 Lbs.	Up	3" x 2 1/2"	\$7.50	\$6.95
G1776	Push	300 Lbs.	Up	7" x 5"	\$13.95	\$12.95
G1777	Push	500 Lbs.	Up	6 1/2" x 4"	\$16.95	\$15.95

### FEATHERBOARD

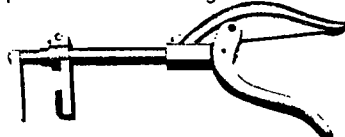
Patented design fits into the miter slot of your table saw or shaper and locks into position with an oversize wing nut. When tightened, the slotted base expands and locks everything in place. Fits 3/8" x 3/4" miter slots. Low-cost insurance against kickbacks!



MODEL G1312 EACH \$19<sup>95</sup>  
BUY 2 OR MORE EACH \$18<sup>95</sup>

### BRAD DRIVER


Why do it the hard way? Squeeze brads into frame-backs instead of trying to hammer them in and ruining your job. Just place the brad where you want it and squeeze it into the molding.



MODEL G1468 ONLY \$7<sup>95</sup>

### CLAMPING MITER GAUGE

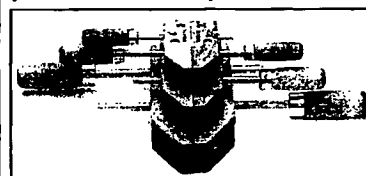
This Clamping Miter Gauge is a real handy device that holds the workpiece firmly in place when crosscutting. A squeeze of the pistol grip adds downward pressure to your workpiece. Includes stop bar.



MODEL G1822 ONLY \$29<sup>95</sup>

### HANDSCREWS

Clamp irregular shaped work with these hardwood Handscrews. Fully adjustable, non-marring jaws eliminate the need for pads and speed clamping production. Use two handscrews together for a quick and easy bench vise. Ask any cabinet maker - you can't have too many handscrews!



MODEL	SIZE	PRICE
MODEL G8062	4"	\$3 <sup>95</sup>
MODEL G8063	6"	\$5 <sup>95</sup>
MODEL G8064	8"	\$6 <sup>95</sup>
MODEL G8065	10"	\$7 <sup>95</sup>
MODEL G8066	12"	\$8 <sup>95</sup>




Clamp stock thickness up to 3/4". Friction jaws hold tight. Unique designs outperform all other clamps for right angle and face frame clamping. Large handles pull joints together easily.

**LIGHTWEIGHT, YET RUGGED**

GRIZC-04451


### RIGHT ANGLE CLAMP

Excellent for shelves



MODEL G8833 ONLY \$14<sup>95</sup>

### FACE FRAME CLAMP



MODEL G8834 ONLY \$14<sup>95</sup>


## POWERPRESS™

The PowerPress™ from the makers of the QUICK-GRIP® allows both ends of your clamp to slide independently. This thread-free design lets you place your project in the center of the pipe, so clamps and your workpiece are more stable and easy to manage. Clamps can be mounted on 3/4" black pipe, so they can spread or compress.

THE NEW WORD IN PIPE CLAMPS!



CLAMP

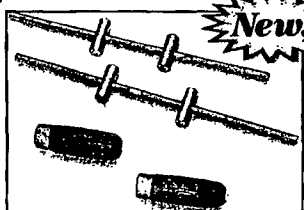


SPREADER

MODEL G4664 ONLY \$21<sup>95</sup>  
BUY 4 OR MORE EACH \$19<sup>95</sup>

## HANDSCREW KITS

Make your own custom handscraws. Each kit includes two opposing threaded rods, four barrel nuts and two hardwood handles with metal ferrules. Size indicates rod length. Instructions included.



MODEL H2849 4" ONLY \$2<sup>95</sup>  
MODEL H2850 6" ONLY \$3<sup>50</sup>  
MODEL H2851 8" ONLY \$3<sup>95</sup>  
MODEL H2852 10" ONLY \$4<sup>50</sup>  
MODEL H2853 12" ONLY \$4<sup>95</sup>

## Record® CORNER CLAMPS

These Record corner clamps make miter clamping easy and accurate.




MODEL H3992 2" ONLY \$49<sup>95</sup>  
MODEL H3993 4 1/4" ONLY \$49<sup>95</sup>

## CLAMPS

### TRU-GRIP™ CLAMP 'N TOOL GUIDE™


This terrific clamp and tool guide uses an ingenious 3-way locking lever to clamp itself securely in place. Use it as a straight-edge guide when cutting plywood or other wide panels with your circular saw or router – or use it as a fast-positioning fence on your bandsaw or drill press. A real winner!



	EACH	2 OR MORE
MODEL G3576 24"	\$27 <sup>95</sup>	\$24 <sup>95</sup>
MODEL G3577 36"	\$32 <sup>95</sup>	\$29 <sup>95</sup>
MODEL G3578 50"	\$37 <sup>95</sup>	\$34 <sup>95</sup>

### TRU-GRIP™ BACK-TO-BACK GUIDE™

The perfect alternative to clumsy pipe and bar clamps, these Back-To-Back Guides clamp right to your bench or worktable, making a flat, adjustable clamping support for sanding or gluing cabinet doors or wide panels. Offered in three handy sizes, these guides feature three-position lever locks that hold work flat and securely in place while you work. Tough to beat for laying up raised-panel doors!




### DOUBLE-SIDED GRIPPING POWER!

	EACH	2 OR MORE
MODEL G3579 18"	\$36 <sup>95</sup>	\$34 <sup>95</sup>
MODEL G3580 36"	\$41 <sup>95</sup>	\$39 <sup>95</sup>
MODEL G3581 50"	\$52 <sup>95</sup>	\$49 <sup>95</sup>

## BAND CLAMP

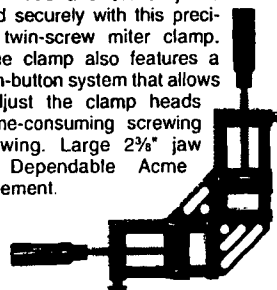
Every cabinet and furniture maker should have several of these handy clamps around the shop. Perfect for clamping large or irregular surfaces that won't allow the use of traditional bar and pipe clamps. Features a tough 1" x 13' nylon strap and three high-impact plastic jaws. Hand thread screw for easy adjustment.



	EACH	4 OR MORE
MODEL G3432	\$34 <sup>95</sup>	\$29 <sup>95</sup>

## DOUBLE CORNER CLAMP

Secure 90° Tee and corner joints quickly and securely with this precision-cast, twin-screw miter clamp. This unique clamp also features a clever push-button system that allows you to adjust the clamp heads without time-consuming screwing or unscrewing. Large 2 1/2" jaw capacity. Dependable Acme screw movement.



MODEL G8139 ONLY \$14<sup>95</sup>

## ADJUSTABLE FRAME CLAMP

This popular clamp can handle frames from 5" x 7" to 26" x 30". If you have bigger frames, it can be extended with a common bar clamp. Features durable aluminum construction and self-squaring clamp pads, and comes complete with fully illustrated instructions.



GRIZC-04452

MODEL G3047 ONLY \$17<sup>95</sup>


CALL 24 HOURS A DAY FROM ANYWHERE IN THE U.S.A. 1-800-523-4777

231


clamps.com

## BESSEY® K-BODY CLAMPS

The most sophisticated, yet easy-to-use, clamps on the woodworking market. All-steel design ensures that jaws remain parallel under pressure, offering even distribution over the entire jaw's surface. These clamps won't bow or lift wood when you're edge gluing solid stock.



MODEL	OPENING	PRICE	4 OR MORE
G9195	12"	\$31 <sup>95</sup>	\$27 <sup>95</sup>
G3322	24"	\$34 <sup>95</sup>	\$29 <sup>95</sup>
G3323	31"	\$37 <sup>95</sup>	\$34 <sup>95</sup>
G3324	40"	\$41 <sup>95</sup>	\$37 <sup>95</sup>
G7009	50"	\$44 <sup>95</sup>	\$39 <sup>95</sup>
H2176	60"	\$49 <sup>95</sup>	\$44 <sup>95</sup>



K-Body/Block Set (2-24", 2-40" and 4 Blocks)  
H2389 **ONLY \$149<sup>95</sup>**  
Clamping Blocks  
G3325 **\$19<sup>95</sup> (Set of 4)**

## BESSEY® K-BODY MAXIS™ VARIPIVOT CLAMPING SYSTEM

Turn your K-Body clamp into a multi-position bench vise with this Variopivot Clamping System. Work is easily height adjustable and vertically and horizontally adjustable too. (K-Body not included)



MODEL H1152 **ONLY \$49<sup>95</sup>**

## BESSEY CLAMPS

### BESSEY® ONE HAND EDGE CLAMP


Features a compound screw mechanism which allows simultaneous engagement of the top and bottom pressure pads while pressure is applied to the front edge of the countertop. Can clamp surfaces up to 2 1/4" thick. Pressure pads use soft plastic caps for gentle, no-slip clamping. Strong aluminum frame.



MODEL	PRICE	4 OR MORE
G9190	\$69 <sup>95</sup>	\$64 <sup>95</sup>

### BESSEY® 25' FLOORING STRAP CLAMP

For professional installation of tongue and groove, pre-fabricated laminate plank flooring. Clamping pressure up to 220 lbs. Polyclad and galvanized metal resists rust. Precision ratchet mechanism for quick, smooth operation. 25 ft. poly-woven strap.




### SUCTION ADAPTER

Quickly and simply attaches to the H1316 to act as a movable anchor in large rooms where the 25 ft. strap will not reach.

MODEL H1316	Clamp	<b>ONLY \$29<sup>95</sup></b>
MODEL H1328	Adapter	<b>ONLY \$59<sup>95</sup></b>

### BESSEY® HIGH TORQUE BAND CLAMP

The Bandspanner high-torque clamping system combines four angle-adjustable corner brackets with a powerful tensioner for precise pressure on square, rectangular, circular and multi-angled objects. A retractable 7 meter polyester band offers exceptional clamping power.




MODEL G4955	<b>ONLY \$31<sup>95</sup></b>
Angle Clips for Band Clamps	
MODEL G5882	<b>ONLY \$12<sup>95</sup></b>

GRIZC-04453

## New! FLEX K™ CLAMPS

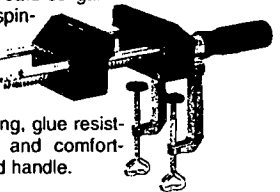
These clamps ensure pressure over the entire face of the clamping jaws and clamp both parallel and non-parallel objects up to 10°.



MODEL	SIZE	PRICE	4 OR MORE
H3811	6"	\$29 <sup>95</sup>	\$27 <sup>95</sup>
H3812	8"	\$36 <sup>95</sup>	\$33 <sup>95</sup>
H3813	16"	\$41 <sup>95</sup>	\$38 <sup>95</sup>
H3814	24"	\$61 <sup>95</sup>	\$56 <sup>95</sup>

### 4" VISE CLAMP

Highly versatile, this unique tool is ideal for holding rounds, rectangles and odd-shaped objects. Features galvanized spindle with large A c m e s thread, non-marring, glue resistant jaws and comfortable wood handle.



MODEL G7011	<b>ONLY \$16<sup>95</sup></b>
-------------	-------------------------------

### BESSEY® ANGLE CLAMP

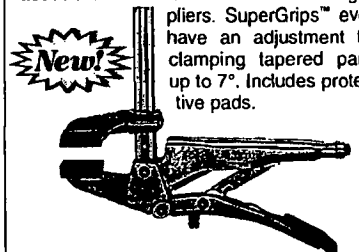
Excellent for cabinetmaking, furniture assembly and framing, these clamps are designed to consistently hold and secure stock at a 90° angle. Clamps uneven thicknesses.



MODEL	SIZE	PRICE	4 OR MORE
G3326	3"	\$24 <sup>95</sup>	\$19 <sup>95</sup>

### BESSEY® SUPERGRIPS™

With the Original SuperGrip™, Bessey® has resolved the problem of uncontrolled clamping pressures and non-parallel jaws associated with other conventional grip pliers. SuperGrips™ even have an adjustment for clamping tapered parts up to 7°. Includes protective pads.



MODEL H3809	4"	<b>ONLY \$49<sup>95</sup></b>
MODEL H3810	8"	<b>ONLY \$54<sup>95</sup></b>



GRIZC-04454

**BESSEY®  
POWER GRIP  
CLAMP**

A breakthrough in hand clamping technology. Provides 1000 lbs. of pressure with one-handed operation. Has a bright-drawn steel rail which won't rust. Clamp housing has a quick release and rugged polymer housing and lever. Throat depth 4".



MODEL	SIZE	PRICE
G9191	12"	\$37 <sup>95</sup>
G9192	24"	\$41 <sup>95</sup>


**BESSEY® EDGE CLAMPS**

Used with Bessey Tradesmen clamps and other bar clamps, these edge clamps can be mounted anywhere on the bar to provide added clamping power.

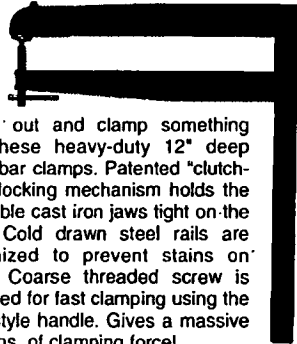
MODEL	TYPE	PRICE	4 OR MORE
G4721	Single	\$12 <sup>95</sup>	\$9 <sup>95</sup>
H1315	Double	\$14 <sup>95</sup>	\$11 <sup>95</sup>

**BESSEY® PS-55 SOLID  
SURFACE SEAMING  
CLAMP**

Seam and level joints in solid surface material in seconds. The new PS-55 Solid Surface Seaming Clamp is at home in the shop or on the job-site — no air or electricity is required. Unique leveling toggles minimize sanding. Make perfect seams every time! If you work with solid surface material, you owe yourself one of these.

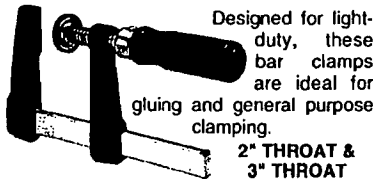


MODEL H3999	ONLY \$199 <sup>95</sup>
-------------	--------------------------

**BESSEY CLAMPS****BESSEY® BAR CLAMPS**

Reach out and clamp something with these heavy-duty 12" deep reach bar clamps. Patented "clutch-style" locking mechanism holds the malleable cast iron jaws tight on the work. Cold drawn steel rails are galvanized to prevent stains on wood. Coarse threaded screw is designed for fast clamping using the lever-style handle. Gives a massive 1550 lbs. of clamping force!

MODEL	SIZE	PRICE
H1323	12"	\$79 <sup>95</sup>
G9194	20"	\$99 <sup>95</sup>

**BESSEY® BAR CLAMPS**


Designed for light-duty, these bar clamps are ideal for gluing and general purpose clamping.

2" THROAT &  
3" THROAT

MODEL	SIZE	THROAT	PRICE	4 OR MORE
G7010	4"	2"	\$4 <sup>50</sup>	\$3 <sup>95</sup>
H1312	6"	2"	\$4 <sup>95</sup>	\$3 <sup>95</sup>
H1313	8"	2"	\$5 <sup>50</sup>	\$4 <sup>50</sup>
H1314	12"	2"	\$5 <sup>95</sup>	\$4 <sup>95</sup>
H3802	6"	3"	\$7 <sup>95</sup>	\$6 <sup>95</sup>
H3803	8"	3"	\$7 <sup>95</sup>	\$6 <sup>95</sup>
H3804	12"	3"	\$8 <sup>95</sup>	\$7 <sup>95</sup>
H3805	18"	3"	\$9 <sup>95</sup>	\$8 <sup>95</sup>
H3806	24"	3"	\$10 <sup>95</sup>	\$9 <sup>95</sup>
H3807	30"	3"	\$11 <sup>95</sup>	\$10 <sup>95</sup>
H3808	36"	3"	\$12 <sup>95</sup>	\$11 <sup>95</sup>

**BESSEY® 4" MITER  
CLAMP**


This Miter Clamp is designed to hold mitered corners from 45° to 120°. Swivel jaws, fitted with non-marking surfaces draw the joint together as screw is tightened — regardless of the angle. Rigid steel base is fitted with 3 large anti-slip pads. Clamp body is made of shock resistant super polyamid.



MODEL H3815	ONLY \$159 <sup>95</sup>
-------------	--------------------------

**BESSEY®  
TRADESMEN  
CLAMPS**

Patented profiled rails with serrated edges prevent buckling and slipping. And the ergonomically designed wooden handles offer positive clamping pressure.




MODEL	SIZE	THROAT	PRICE	4 OR MORE
G3316	6"	2 1/2"	\$8 <sup>95</sup>	\$7 <sup>95</sup>
G3317	12"	2 1/2"	\$9 <sup>95</sup>	\$8 <sup>95</sup>
G3318	18"	2 1/2"	\$10 <sup>95</sup>	\$9 <sup>95</sup>
G3319	24"	2 1/2"	\$11 <sup>95</sup>	\$10 <sup>95</sup>
G3320	30"	2 1/2"	\$12 <sup>95</sup>	\$11 <sup>95</sup>
G3321	36"	2 1/2"	\$13 <sup>95</sup>	\$12 <sup>95</sup>
H1318	8"	4"	\$26 <sup>95</sup>	\$24 <sup>95</sup>
H1319	12"	4"	\$29 <sup>95</sup>	\$27 <sup>95</sup>
G4717	16"	7"	\$26 <sup>95</sup>	\$24 <sup>95</sup>
G4718	24"	7"	\$29 <sup>95</sup>	\$27 <sup>95</sup>
G4719	40"	7"	\$37 <sup>95</sup>	\$34 <sup>95</sup>
G4720	48"	7"	\$54 <sup>95</sup>	\$49 <sup>95</sup>

**ES IRREGULAR ANGLE  
CLAMPING SET**

This unique ball and socket system allows the application of direct pressure on nearly any irregular angle. The ES Set consists of (2) non-slip ball pieces and (2) socket pieces designed to work with the Bessey® TGK series.

- Clamping block with anti-slip, non-marring inlaid piece to protect delicate surfaces
- Clamping block & adapter — glue resistant reinforced fiberglass material



Bar clamp not included.

MODEL H1462	ONLY \$46 <sup>95</sup>
-------------	-------------------------


CALL 24 HOURS A DAY FROM ANYWHERE IN THE U.S.A. 1-800-523-4777

233

## CLAMPS

### PIPE CLAMPS

Double-handle pipe clamps provide plenty of clamping torque and convenient access for any situation. Cam-action locking device on the fixed jaw ensures no-slip dependability. These Shop Fox® Pipe Clamps are offered in two styles for either 1/2" pipe or 3/4" pipe. (Pipe not included.)




For 1/2" pipe		
MODEL H2624	ONLY	\$5 <sup>95</sup>
For 3/4" pipe		
MODEL H2625	ONLY	\$7 <sup>95</sup>



### VENEER PRESS CLAMP

This Veneer Press Clamp is used to make custom veneering frames and other clamping fixtures by simply drilling a hole in the frame material to accept the threaded bushing. Double handle design produces greater torque and heavy-duty Acme threads ensure smooth operation. Removable swivel makes installation quick and easy. Overall length is 11 1/2".

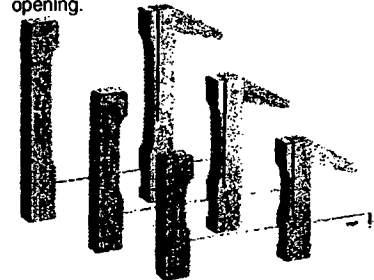


MODEL H2597	ONLY	\$12 <sup>95</sup>
-------------	------	--------------------



### F-CLAMPS WITH CAM ACTION


These Cam Action clamps produce a surprising amount of clamping pressure and are quick to adjust and secure. Cork pads protect the workpiece and beech clampheads and cam levers provide years of dependable use. Sizes indicate reach. Each has an 8" jaw opening.



MODEL H2842	4 1/2"	ONLY	\$7 <sup>95</sup>
MODEL H2843	6"	ONLY	\$9 <sup>95</sup>
MODEL H2844	7 1/2"	ONLY	\$11 <sup>95</sup>

### DEEP REACH PIPE CLAMPS

Cast iron, ribbed construction make these heavy-duty Pipe Clamps ideal where deep reach is needed. Both use standard pipe with NPT threads. Ideal for case construction. (Pipe not included.)



5" reach for 1/2" pipe		
MODEL H2541	ONLY	\$13 <sup>95</sup>
7" reach for 3/4" pipe		
MODEL H2542	ONLY	\$17 <sup>95</sup>



### MITER CLAMPING SYSTEM

This professional system features interchangeable adapters for clamping at 22.5°, 30°, 45° and 60°. Includes 2 jaw carriers with locking device and 2 adapters for each miter angle. Requires the use of a bar clamp (not included).



MODEL	PRICE	4 OR MORE
H3848	\$25 <sup>95</sup>	\$23 <sup>95</sup>



### CONTACT CLAMP

This Contact Clamp with automatic tension adjustments ideal for gluing shelving and inside ledges. Rubber lining protects surfaces and provides additional holding power.



MODEL	PRICE	4 OR MORE
H3849	\$65 <sup>95</sup>	\$59 <sup>95</sup>



### MULTI-SPANNER

This clamp acts as 90° angle clamp, dovetail or box joint clamp and bench vise.

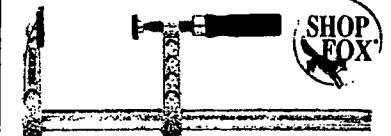


MODEL	PRICE	4 OR MORE
H3850	\$28 <sup>95</sup>	\$25 <sup>95</sup>

### HEAVY-DUTY F-CLAMPS



These Heavy-Duty F-Clamps feature quick sliding adjustment, non-marring pad protection and 4 1/4" of depth for just about any clamping requirement. Long, narrow stationary head allows these clamps to reach into tight places. Cast iron clamp heads and steel bar construction.




MODEL H2618	12"	ONLY	\$7 <sup>95</sup>
MODEL H2619	18"	ONLY	\$8 <sup>95</sup>
MODEL H2620	24"	ONLY	\$10 <sup>95</sup>
MODEL H2621	36"	ONLY	\$11 <sup>95</sup>



### BOX CLAMPS

These infinitely adjustable clamps with plastic-coated convertible tubular jaws can be used for parallel and non-parallel clamping situations. Perfect for box and carcase construction.



MODEL	LENGTH	PRICE	4 OR MORE
H3851	28"	\$52 <sup>95</sup>	\$47 <sup>95</sup>
H3852	40"	\$54 <sup>95</sup>	\$49 <sup>95</sup>
H3853	60"	\$59 <sup>95</sup>	\$54 <sup>95</sup>
40" Extension			
H3854		\$27 <sup>95</sup>	\$25 <sup>95</sup>



### PC<sup>2</sup> PARALLEL CLAMPS

The jaws of these clamps remain perfectly square during the tightening process. Large clamping area and durable plastic pads protect the workpiece. Clamps produce up to 1100 lbs. of clamping pressure.



MODEL	LENGTH	PRICE	4 OR MORE
H3855	12"	\$29 <sup>95</sup>	\$27 <sup>95</sup>
H3856	18"	\$31 <sup>95</sup>	\$28 <sup>95</sup>
H3857	24"	\$33 <sup>95</sup>	\$30 <sup>95</sup>
H3858	32"	\$35 <sup>95</sup>	\$32 <sup>95</sup>
H3859	40"	\$38 <sup>95</sup>	\$35 <sup>95</sup>
H3860	48"	\$41 <sup>95</sup>	\$32 <sup>95</sup>
H3861	60"	\$35 <sup>95</sup>	\$32 <sup>95</sup>

**SPRING CLAMPS**

These handy Spring Clamps packaged in sets are great for quick one-handed applications. Each Spring Clamp features pivoting pads and textured grips.



**MODEL H2846** 1" 6-Pc. Set **ONLY \$2<sup>95</sup>**  
**MODEL H2847** 2" 6-Pc. Set **ONLY \$7<sup>95</sup>**  
**MODEL H2848** 3" 4-Pc. Set **ONLY \$7<sup>95</sup>**

**Record® C-CLAMPS**


These clamps are the toughest anywhere. Cast from high-grade ductile iron, they can exert a force of 1000 lbs. of clamping pressure!



**MODEL H3762** 2" **ONLY \$6<sup>95</sup>**  
**MODEL H3763** 3" **ONLY \$7<sup>95</sup>**  
**MODEL H3764** 4" **ONLY \$8<sup>95</sup>**  
**MODEL H3765** 6" **ONLY \$9<sup>95</sup>**  
**MODEL H3766** 8" **ONLY \$14<sup>95</sup>**  
**MODEL H3767** 10" **ONLY \$21<sup>95</sup>**  
**MODEL H3768** 12" **ONLY \$32<sup>95</sup>**

**EXTRA DEEP ALUMINUM C-CLAMP**

This cast aluminum C clamp features a 1½" clamping capacity and an extra deep 6" reach for a wide variety of clamping applications. Ribbed construction and thick casting make this C clamp both light and durable.



**MODEL H0988** **ONLY \$7<sup>95</sup>**

**CLAMPS****DEEP REACH C-CLAMPS**

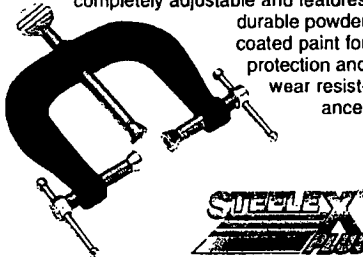
When you need just a little extra throat depth for your clamping project, this 4½" deep C-clamp fits the bill. Features durable powder coated paint for protection and wear resistance. Also available by the set! Capacity is 2½".



**MODEL G8099** 2½" **ONLY \$5<sup>95</sup>**  
**MODEL G8100** Set of 4 **ONLY \$18<sup>95</sup>**

**3-WAY CLAMPS**

Perfect for face frame and edge clamping applications, this 3-way clamp is completely adjustable and features durable powder coated paint for protection and wear resistance.



**MODEL G8097** Each **\$5<sup>95</sup>**  
**MODEL G8098** Set of 4 **\$18<sup>95</sup>**

**C-CLAMPS**

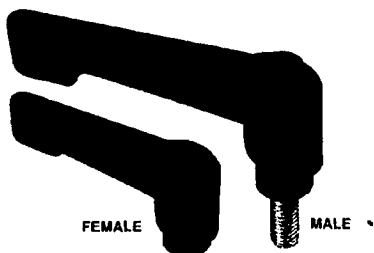
Ideal for most woodworking and metalworking applications, this C-clamp features a copper clad screw and pad to resist welding splatter and is perfect for welding set-up chores as well as general wood clamping.



MODEL	OPENING	PRICE
G8084	2"	\$2 <sup>25</sup>
G8085	3"	\$3 <sup>25</sup>
G8086	4"	\$4 <sup>25</sup>
G8087	5"	\$5 <sup>25</sup>
G8088	6"	\$5 <sup>95</sup>
G8089	8"	\$7 <sup>95</sup>
G8090	10"	\$9 <sup>95</sup>
G8091	Set of 4 - 2", 3", 4", 5"	\$12 <sup>95</sup>
G8092	Set of 6 - 2"	\$9 <sup>95</sup>
G8093	Set of 6 - 3"	\$14 <sup>95</sup>
G8094	Set of 6 - 4"	\$19 <sup>95</sup>
G8095	Set of 4 - 5"	\$16 <sup>95</sup>
G8096	Set of 4 - 6"	\$19 <sup>95</sup>

**QUICK CLAMP LEVERS**

Adjustable clamping handles can be used on machinery and jigs allowing for quicker set-ups. Once in place, the handles can be rotated away from the workpiece just by pulling up on the handle and turning. Great time-savers!

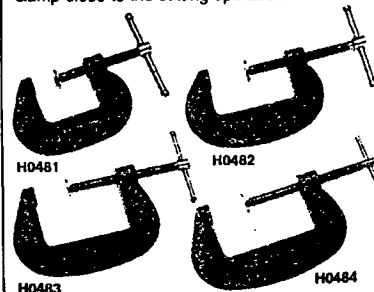


FEMALE	
MODEL G7321	¼"-20 \$2 <sup>49</sup>
MODEL G7322	⅜"-18 \$2 <sup>79</sup>
MODEL G7323	⅝"-16 \$3 <sup>49</sup>
MODEL G7331	6mm \$2 <sup>49</sup>
MODEL G7332	8mm \$2 <sup>79</sup>

MALE	
MODEL G7324	¼"-20 reg \$2 <sup>79</sup>
MODEL G7325	¼"-20 long \$2 <sup>79</sup>
MODEL G7326	⅜"-18 reg \$2 <sup>95</sup>
MODEL G7327	⅝"-18 long \$2 <sup>95</sup>
MODEL G7328	⅝"-16 reg \$3 <sup>49</sup>
MODEL G7329	⅝"-16 long \$3 <sup>79</sup>
MODEL G7330	⅝"-16 extra-long \$3 <sup>79</sup>
MODEL G7333	6mm \$2 <sup>79</sup>
MODEL G7334	8mm \$2 <sup>95</sup>

**ALUMINUM C-CLAMPS**

These Aluminum C-Clamps in boxed sets offer a tremendous value over individual C-clamps. Aluminum clamp bodies are non-corroding and are much safer to use if there's ever a need to clamp close to the cutting operation.




MODEL H0481	Set of 6 - 1"	\$5 <sup>95</sup>
MODEL H0482	Set of 6 - 2"	\$9 <sup>95</sup>
MODEL H0483	Set of 6 - 3"	\$12 <sup>95</sup>
MODEL H0484	Set of 4 - 4"	\$13 <sup>95</sup>



# WOODEN TOY PLANS

DUE TO THEIR NATURE, PLANS ARE NON-RETURNABLE. DEFECTIVE PLANS WILL BE REPLACED.

BUY ANY 2 OR MORE  
PLANS & TAKE 10% OFF




GRIZC-04457

## DETAIL KITS

Detail kits have different parts depending upon which plan they go with. Items found in the kits may include; wheels, horns, steering wheel, axle pins, headlights, bottles, and barrels. Please note: detail kits are for adding that realistic touch – you still have to construct the model from the plans yourself – so enjoy!

## ARMY TRUCK




**New!**

MODEL H3640 Plans ONLY \$14<sup>95</sup>  
MODEL H3646 Detail Kit ONLY \$15<sup>95</sup>


## LOGGING TRUCK

**New!**




MODEL H3639 Plans ONLY \$14<sup>95</sup>  
MODEL H3645 Detail Kit ONLY \$24<sup>95</sup>

## EXCAVATOR




MODEL G4459 Plans ONLY \$11<sup>95</sup>  
MODEL G4460 Detail Kit ONLY \$11<sup>95</sup>

## LOADER




MODEL G5522 Plans ONLY \$11<sup>95</sup>  
MODEL G5567 Detail Kit ONLY \$4<sup>95</sup>

## HIGH TRACK DOZER




MODEL H1332 Plans ONLY \$14<sup>95</sup>  
MODEL H1333 Detail Kit ONLY \$12<sup>95</sup>

## BULLDOZER




MODEL G4455 Plans ONLY \$11<sup>95</sup>  
MODEL G4456 Detail Kit ONLY \$9<sup>95</sup>

## KENWORTH TRACTOR



MODEL G4461 Plans ONLY \$11<sup>95</sup>  
MODEL G4462 Detail Kit ONLY \$10<sup>95</sup>

## "LOW-BY" TRAILER



MODEL G4457 Plans ONLY \$10<sup>95</sup>  
MODEL G4458 Detail Kit ONLY \$10<sup>95</sup>

## KENWORTH DUMP TRUCK



MODEL G4449 Plans ONLY \$11<sup>95</sup>  
MODEL G4450 Detail Kit ONLY \$11<sup>95</sup>

## BACKHOE



MODEL G6426 Plans ONLY \$11<sup>95</sup>  
MODEL G6430 Detail Kit ONLY \$10<sup>95</sup>

## FLAT BED TRAILER




MODEL G6427 Plans ONLY \$9<sup>95</sup>  
MODEL G6431 Detail Kit ONLY \$10<sup>95</sup>

## ROAD GRADER



MODEL G6425 Plans ONLY \$11<sup>95</sup>  
MODEL G6429 Detail Kit ONLY \$9<sup>95</sup>

### LOCOMOTIVE, TENDER & TRACK



MODEL G7377 Plans ONLY \$14<sup>95</sup>  
MODEL G7378 Detail Kit ONLY \$14<sup>95</sup>

### PASSENGER CAR




MODEL H1334 Plans ONLY \$11<sup>95</sup>  
MODEL H1335 Detail Kit ONLY \$9<sup>95</sup>

### BOX CAR




MODEL H3637 Plans ONLY \$11<sup>95</sup>  
MODEL H3638 Detail Kit ONLY \$12<sup>95</sup>

### CABOOSE



MODEL H1336 Plans ONLY \$10<sup>95</sup>  
MODEL H1337 Detail Kit ONLY \$9<sup>95</sup>

### FARM TO MARKET



MODEL G4415 Plans ONLY \$9<sup>95</sup>  
MODEL G4416 Detail Kit ONLY \$9<sup>95</sup>

### '28 CHEVROLET PICKUP



MODEL G4445 Plans ONLY \$9<sup>95</sup>  
MODEL G4446 Detail Kit ONLY \$9<sup>95</sup>

### READY MIX TRUCK



MODEL G7376 Plans ONLY \$11<sup>95</sup>  
MODEL G7380 Detail Kit ONLY \$12<sup>95</sup>

### THE LIVESTOCK TRUCK




MODEL G4425 Plans ONLY \$11<sup>95</sup>  
MODEL G4426 Detail Kit ONLY \$11<sup>95</sup>

### THE WOODY WAGON



MODEL G4427 Plans ONLY \$9<sup>95</sup>  
MODEL G4428 Detail Kit ONLY \$9<sup>95</sup>

### '31 CADILLAC ROADSTER



MODEL G4447 Plans ONLY \$9<sup>95</sup>  
MODEL G4448 Detail Kit ONLY \$10<sup>95</sup>

### 1929 FORD



GRIZC-04458

MODEL H1330 Plans ONLY \$11<sup>95</sup>  
MODEL H1331 Detail Kit ONLY \$10<sup>95</sup>

### GOLF CART



MODEL G6424 Plans ONLY \$8<sup>95</sup>  
MODEL G6428 Detail Kit ONLY \$9<sup>95</sup>

### SKID STEER LOADER



MODEL G7375 Plans ONLY \$9<sup>95</sup>  
MODEL G7379 Detail Kit ONLY \$9<sup>95</sup>

### "CAB OVER"



MODEL G4441 Plans ONLY \$9<sup>95</sup>  
MODEL G4442 Detail Kit ONLY \$15<sup>95</sup>

### BIG RIG




MODEL G4419 Plans ONLY \$9<sup>95</sup>  
MODEL G4420 Detail Kit ONLY \$13<sup>95</sup>

### 1917 FORD



MODEL H1340 Plans ONLY \$9<sup>95</sup>  
MODEL H1341 Detail Kit ONLY \$9<sup>95</sup>

### SCHOOL BUS



MODEL H1338 Plans ONLY \$9<sup>95</sup>  
MODEL H1339 Detail Kit ONLY \$9<sup>95</sup>

### '33 SEAGRAVE FIRE TRUCK



MODEL G4451 Plans ONLY \$9<sup>95</sup>  
MODEL G4452 Detail Kit ONLY \$9<sup>95</sup>

CALL 24 HOURS A DAY FROM ANYWHERE IN THE U.S.A. 1-800-523-4777

## PLANS

DUE TO THEIR NATURE, PLANS ARE NON-RETURNABLE. DEFECTIVE PLANS WILL BE REPLACED.

BUY ANY 2 OR MORE  
PLANS & TAKE 10% OFF

### OUTDOOR ROCKER


Build it in an afternoon. Only 10 different cuts and 19 pieces. 36" long by 24" wide by 30" deep.



MODEL H1167 ONLY \$9<sup>95</sup>

### DUTCH WINDMILL

Mounted on a lazy-susan bearing so rotating blades always face into the breeze. Details include doors, windows and guard rails. Full-size patterns. 53" tall.



MODEL H1171 ONLY \$9<sup>95</sup>

### LIGHTHOUSE

Built from one 4-by-8 sheet of plywood. Full-size patterns. Designed for solar path light. No wiring required. 5' tall.



MODEL H1195 ONLY \$9<sup>95</sup>


### LINGERIE CHEST

Seven-drawer design. Maple. Straight cuts. 27" wide by 17" deep by 59" tall.



MODEL H1200 ONLY \$9<sup>95</sup>

### CEDAR CHEST




A classic. Handsome and sturdy. Calls for cedar, but pine and oak also work well. 20" tall by 48" long by 20" deep.

MODEL H1172 ONLY \$9<sup>95</sup>

### LAWYER'S BOOKCASE


Classic design. Glass doors protect prized books and collectibles. Oak and oak plywood. 5' tall by 4' wide by 1' deep.



MODEL H1176 ONLY \$9<sup>95</sup>

### TREE SEAT

Easily adjusts to fit most trees.



MODEL H1169 ONLY \$9<sup>95</sup>

### HERITAGE CRADLE


Beautiful and sturdy. Limited rocking motion. Hood protects from drafts. Only 14 pieces. Full-size patterns. 33" long by 27" wide by 27" tall.



MODEL H1173 ONLY \$9<sup>95</sup>

### CURIO CABINET

Height-adjustable tempered glass shelves. Elegant glass doors. Interior lighting. 72" tall by 35" wide by 15" deep.



GRIZC-04459

### WISHING WELL


Bricks in wall cut from standard 2 x 4's. Finishing touches include authentic bucket and operating windlass. 4' diameter and 7' tall.



MODEL H1170 ONLY \$9<sup>95</sup>


### DUMP TRUCK

Working dump box. 48" long by 24" wide.



MODEL H1174 ONLY \$9<sup>95</sup>

### BLANKET CHEST



Quick and easy project. Oak and oak plywood, but pine can be substituted. 47" long by 20" deep by 20" tall.

MODEL H1178 ONLY \$9<sup>95</sup>

**BUY ANY 2 OR MORE  
PLANS & TAKE 10% OFF**

## PLANS

DUE TO THEIR NATURE, PLANS ARE NON-RETURNABLE. DEFECTIVE PLANS WILL BE REPLACED.

### PONY ROCKER


A classic. Pine with yarn for mane and tail, scrap leather for ears. Traceable patterns. 44" long by 25" tall.



MODEL H1179 ONLY \$9<sup>95</sup>

### PRECISION TOOL CHEST


13 drawers plus large storage compartment. 24" long by 12" deep by 20" tall.



MODEL H1180 ONLY \$9<sup>95</sup>

### BLANKET CHEST & BENCH

Simple country styling and hinged bench seat. Oak and oak plywood. 48" long by 19" deep by 36" tall.



MODEL H1181 ONLY \$9<sup>95</sup>

### CRAFTSMAN BOOKCASE

Features tempered glass doors and three shelves. 60" tall by 36" wide by 12" deep.



MODEL H1196 ONLY \$9<sup>95</sup>

### STORAGE BINS



Wire mesh allows air to circulate. Two pull-out bins and a shelf. Pine with porcelain knobs. 40" tall by 19" wide by 12" deep.

MODEL H1183 ONLY \$9<sup>95</sup>

### CLOCK


This Craftsman Grandfather Clock measures 72" tall by 17" wide by 12" deep.



MODEL H3671 ONLY \$9<sup>95</sup>

### CORNER TV CABINET


Fits up to a 27" TV and features a shelf for a VCR and cable box. 47" tall by 29" deep.



MODEL H1197 ONLY \$9<sup>95</sup>

### CANOPY GLIDER SWING


Seats four adults. Canopy for shade. Small table with cut-outs for drinks. 8' long by 6 1/2' wide by 8' tall.



MODEL H1186 ONLY \$9<sup>95</sup>

### JEWELRY & LINGERIE CHEST


Mahogany with porcelain knobs and felt-lined drawers. Mostly straight cuts. 39" tall by 19" wide by 12" deep.



MODEL H1187 ONLY \$9<sup>95</sup>

### BENCH

Twin seat bench with classic outdoor design. Measures 60" long by 25" deep by 35" tall.



MODEL H3672 ONLY \$9<sup>95</sup>

### GUN CABINET

Six gun rack. Locks can be installed on upper and lower cabinets. 80" tall by 21" wide by 14" deep.



MODEL H1201 ONLY \$9<sup>95</sup>

### ENTERTAINMENT ARMOIRE

Pine armoire holds 27" TV, VCR, stereo equipment and more. 70" tall by 39" wide by 23" deep.



MODEL H1190 ONLY \$9<sup>95</sup>

**CALL 24 HOURS A DAY FROM ANYWHERE IN THE U.S.A. 1-800-523-4777**


## PLANS

**BUY ANY 2 OR MORE  
PLANS & TAKE 10% OFF**

DUE TO THEIR NATURE, PLANS ARE NON-RETURNABLE. DEFECTIVE PLANS WILL BE REPLACED.

### PLANTER BENCH

Modular construction allows builder to configure as preferred. Planter boxes measure 20½" square by 17" tall; benches measure 36" long by 15" wide.



**MODEL H1203 ONLY \$9<sup>95</sup>**

### WHEELBARROW PLANTER

Wheel turns, so planter may be easily moved. Full-size patterns. 40" long by 10" wide by 15" tall.



**MODEL H1204 ONLY \$9<sup>95</sup>**

### PLAYHOUSE

Redwood, pine, cedar or plywood. Assemble in sections. 6' square (including porch) by 6' tall.



**MODEL H1205 ONLY \$9<sup>95</sup>**

### PIE SAFE

Punched tin panels. Three shelves behind single door. 40" tall by 20½" wide by 13" deep.



**MODEL H1206 ONLY \$9<sup>95</sup>**

### SEWING CABINET

Room for sewing machine, notions, patterns. Cabinet measures 36" long by 20" wide by 31" tall. Fold-out tabletop is 72" long by 20" wide.



**MODEL H1207 ONLY \$9<sup>95</sup>**

### CORNER CABINET

Three shelves above, large cabinet below. 72" tall by 27" across the front by 23½" deep on the sides.



**MODEL H1208 ONLY \$9<sup>95</sup>**

### WATER WHEEL

Submersible pump keeps water circulating and wheel turning. 4' tall by 3' wide by 4' long.



**MODEL H1209 ONLY \$9<sup>95</sup>**

### PORCH ROCKER

Classic Mission styling. Mostly straight cuts. 42" tall by 24½" wide by 28" deep.



GRIZC-04481

**MODEL H1210 ONLY \$9<sup>95</sup>**

### PORCH SWING

Classic Mission styling. Mostly straight cuts. 60" long as pictured, but length may be adjusted.



**MODEL H1211 ONLY \$9<sup>95</sup>**

### CRAFTSMAN CURIO CABINET


Three glass shelves behind glass doors. Classic Craftsman style. 72" tall by 36" wide by 14" deep.



**MODEL H1212 ONLY \$9<sup>95</sup>**

### ADIRONDACK QUARTET


Four easy-to-build projects in one four plan set. Includes chair, loveseat, footrest and table.



**MODEL H1213 ONLY \$24<sup>95</sup>**

### ENGLISH GARDEN SET

Traditional styling. Easy to build. Four plans include bench, chair, table and end table.



**MODEL H1214 ONLY \$24<sup>95</sup>**

**BUY ANY 2 OR MORE  
PLANS & TAKE 10% OFF**


**DUE TO THEIR NATURE, PLANS ARE NON-RETURNABLE. DEFECTIVE PLANS WILL BE REPLACED.**

GRIZZ-04462

## PLANS

### FUTON SOFA BED

Folds up or down in one smooth motion. Fits full-size mattress. 86" long by 36" deep (as a sofa).



MODEL H1191 ONLY \$9<sup>95</sup>

### FOLDING ADIRONDACK CHAIR

Good-looking and comfortable. Folds up in one motion. All pieces are traceable. 37" tall by 24" wide by 39" long.



MODEL H1192 ONLY \$9<sup>95</sup>

### BEARS

These friendly bears are made from standard lumber sizes and are drawn full size. Choose from the Welcome Bear, Bear Cub Planters, Bear Garden Bench, Bear Table or Bear Planter, or choose all five. Welcome Bear measures 84" high. All plans include the bear's eyes.



MODEL H3680 Welcome Bear ONLY \$13<sup>95</sup>  
MODEL H3869 Cub Planters ONLY \$10<sup>95</sup>  
MODEL H3870 Table ONLY \$10<sup>95</sup>  
MODEL H3871 Bench ONLY \$10<sup>95</sup>  
MODEL H3872 Planter ONLY \$10<sup>95</sup>


### BIRD HOUSES

Both bird-houses feature stenciled flowers and vines, doors that open, shutters, chimneys, perches and bright color schemes. Stencil not included.



MODEL H1194 ONLY \$9<sup>95</sup>

### WALL MOUNT PHONE



Tired of fumbling around to find a pen or paper? Reach out and build something! This Grizzly® design adds beauty and functionality to any room in the house. Opening for phone measures 10½" tall by 8", and entire unit is 20" tall by 9½" wide by 7" deep.

MODEL H2161 ONLY \$9<sup>95</sup>

### FLAG DISPLAY **New!**


This cabinet is designed to hold a presentation flag and also has an area to display service medals, emblems or photograph. Measures 23" H x 20" W x 5" D.



MODEL H3675 Plan ONLY \$9<sup>95</sup>  
MODEL H3676 Hardware ONLY \$4<sup>95</sup>

### BOAT SHELVES **New!**


These Boat Shelves are easy to build from full size patterns. Large Boat Plan includes instructions for building oars. Large boat measures 73" H x 25" W x 8" D. Small boat measures 43" H x 16" W x 5½" D.



MODEL H3677 Large ONLY \$12<sup>95</sup>  
MODEL H3678 Small ONLY \$10<sup>95</sup>

### SMALL WISHING WELL


Built from standard redwood lumber. Full-size traceable patterns. 40" tall by 27" in diameter.



MODEL H1202 ONLY \$9<sup>95</sup>

### BIRD HOUSE

Our own unique design uses no fasteners and is fun to build. All the birds in the neighborhood will want one! Measures 9" tall by 8½" wide by 9" deep.



MODEL H2164 ONLY \$9<sup>95</sup>

### LATTICE BENCH

This garden bench is beautiful and practical for hanging plants or trellis. Seats three people. Requires two 4' x 8' sheets of lattice. Measures 73" H x 36" D x 8" L.



MODEL H3679 ONLY \$9<sup>95</sup>

### PATRIOTIC POST PEOPLE **New!**

Display Uncle Sam, the Statue of Liberty and Abe Lincoln in your yard or deck. Easy and inexpensive to make from landscape posts and scraps of ¾" stock. Projects measure 45" H to 49" H.



MODEL H4167 ONLY \$10<sup>95</sup>


**CALL 24 HOURS A DAY FROM ANYWHERE IN THE U.S.A. 1-800-523-4777**

## PLANS

DUE TO THEIR NATURE, PLANS ARE NON-RETURNABLE. DEFECTIVE PLANS WILL BE REPLACED.

BUY ANY 2 OR MORE  
PLANS & TAKE 10% OFF

### ADIRONDACK CHAIR



Our own design of the classic piece that is a must-do project for any woodworker. Sit back and enjoy the fruits of your labor! Measures 29" wide by 32" tall.

MODEL H2158 ONLY \$9<sup>95</sup>

### BOOK CASE


The classic lines of this bookcase make it a sharp addition to your furniture collection. Bookcase measures 49" tall by 31½" wide by 13" deep. Each shelf is easily adjustable and measures 10½" by 28".



MODEL H2159 ONLY \$9<sup>95</sup>

### STEP STOOL


A fun project that puts you a step above the crowd. This sturdy step stool measures 6½" tall by 13" wide by 8" deep.



MODEL H2160 ONLY \$8<sup>95</sup>

### BATHROOM CABINET


This project adds beauty and space to any bathroom. Perfect for keeping magazines and toilet paper in reach when duty calls! Measures 30" high by 22½" wide by 6" deep.



MODEL H2397 ONLY \$9<sup>95</sup>

### QUILT RACK


No more throwing blankets over the back of the couch! This quilt rack looks great and is fun to build. Measures 32" tall by 33" wide by 21½" deep.



MODEL H2162 ONLY \$9<sup>95</sup>


### AIRPLANE

Soar to new heights with this great gift idea. Use exotic woods to accent the different parts of the plane. 10" by 10".



MODEL H2163 ONLY \$9<sup>95</sup>


### NIGHT STAND



Simple in design, yet functional in use, this sturdy nightstand is a must for every bedroom. Measures 24½" high by 20¾" wide by 19" deep.

MODEL H2399 ONLY \$9<sup>95</sup>

### CHEST OF DRAWERS



Everyone needs a dresser. Now you can build your own! Measures 46" high by 30" wide by 19" deep.

GRIZC-04463

MODEL H2400 ONLY \$9<sup>95</sup>

### SECRETARY




An excellent space saver with a fold down desk door. Great for organizing bills, shelving books or decorating with knick knacks. Measures 60" high by 30" wide by 12" deep.

MODEL H2398 ONLY \$9<sup>95</sup>

### DUMP TRUCK

This tandem axle dump truck with operating dump bed and swinging tail gate makes a wonderful toy for the heavy equipment enthusiast. Truck measures 4½" wide x 12½" long x 6½" tall overall.




**New!**

MODEL H2428 ONLY \$8<sup>95</sup>

### STAKE-BODY TRUCK

This truck is a reminder of days gone by and makes a great gift or prized decoration for the den. The standard size truck measures 5½" wide x 15" long x 8¼" tall. The large size truck makes a great display piece and measures 28¾" wide x 75" long x 41¼" tall.



**New!**

MODEL H2429 Standard ONLY \$8<sup>95</sup>  
MODEL H2430 Large ONLY \$14<sup>95</sup>

### CLASSIC BUG BANK

This whimsical bank is styled after the classic Volkswagen Beetle and can be used as a pull-toy or left on the shelf to collect money. It features a coin slot on the top and easy money access on the bottom. The Classic Bug Bank measures 10" L x 5½" T x 5½" W.



**New!**

MODEL H2431 ONLY \$8<sup>95</sup>

**BUY ANY 2 OR MORE  
PLANS & TAKE 10% OFF**

## FURNITURE PLANS

**DUE TO THEIR NATURE, PLANS ARE NON-RETURNABLE. DEFECTIVE PLANS WILL BE REPLACED.**

### MISSION TABLE & CHAIRS

The mortise and tenon chair plan shows jigs and fixtures to make a production run of four or more chairs very easy. Size: 41" high by 18" wide and 18 1/4" deep. Skill level - beginner. Order Model G8018 for the chair plan.

The Mission Table with the center leaf in place will seat 10 very comfortably. The top has inlet wood keys at the joints in a true Stickley style. Size: 65" long by 42" wide and 30" high. Skill level - Beginner. Order Model G8019 for the table plan.


**MODEL G8018 Chair ONLY \$17<sup>95</sup>**  
**MODEL G8019 Table ONLY \$18<sup>95</sup>**



### ROLL TOP DESK

Roll Top Desks are part of American History and are a challenging project to build. Expanded directions detail jigs and fixtures for building the tambour. Size: 49" high by 51 1/2" wide and 30" deep. Skill level - Intermediate.

**MODEL G8017 ONLY \$21<sup>95</sup>**



### MISSION COFFEE TABLE


This coffee table is a perfect match to the Mission Chairs. Interlocking keys in the top and detailed instructions assure you of a table that will be true reflection of the Arts and Crafts style. Size: 46" long x 36" wide x 18" high. Skill level - Beginner.



**MODEL H3673 ONLY \$16<sup>95</sup>**

### MISSION END TABLE


This end table rounds out the table grouping for the Mission Line. Interlocking keys in the top are explained in great detail so the procedure can be easily accomplished. Size: 27" high x 29" wide x 29" deep. Skill level - Beginner.



**MODEL H3674 ONLY \$14<sup>95</sup>**

### MISSION SIDEBORD

This piece represents the mission style at its very best. The posts are four quartersawn boards mitered and then glued, displaying the oak's ray pattern that seems to wrap around the leg. 32" high by 70" wide by 19" deep. Skill level - Beginner / Intermediate.



**MODEL H2165 ONLY \$17<sup>95</sup>**

### JEWELRY BOXES


Both of these beautiful jewelry boxes are on one plan. One is 16 1/2" long by 8 1/2" deep and 5" high, the other is 20" long by 10" deep and 7 1/2" high. Skill level - Beginner / Intermediate.



**MODEL G8024 ONLY \$16<sup>95</sup>**

### MISSION BED

A great looking, easy to build project. Headboard measures 50" high, footboard 30" high. Plan includes matching nightstand which is 26" high by 27" wide by 18" deep. Skill level - Beginner.



**MODEL H2166 ONLY \$19<sup>95</sup>**

### MISSION DRESSER

Compliments the Mission Bed and Nightstand. Plan details both half-blind dovetails and a pinned joinery method. 36" high by 73" wide by 20" deep. Skill level - Beginner / Intermediate.




**MODEL H2167 ONLY \$19<sup>95</sup>**

### THE ACORN WORKBENCH

This bench has a full-width end vise and a double row of dogholes. A face vise of the same design is mounted flush with the opposite end of the bench.

This will be passed to future generations. Size: 24" wide by 79" long and 34 1/2" high. Skill level - Beginner.




**MODEL G8020 ONLY \$19<sup>95</sup>**

### SPINDLE ARM MORRIS CHAIR WITH FOOTSTOOL

This classic chair features leg post construction with four mitered quartersawn oak boards.

Detailed instructions explain three different methods of leg construction. Size: 40" high by 36" wide and 42" deep. Skill level - Beginner.



**MODEL G8023 ONLY \$19<sup>95</sup>**

### MISSION OAK CHEST

Beautiful Mission Chest can be used as a coffee table. Drawers are non-functional and chest is lined with cedar. Measures 18" high by 50" wide by 20" deep. Skill level - Beginner.



GRIZC-04464

**MODEL H2168 ONLY \$14<sup>95</sup>**

**CALL 24 HOURS A DAY FROM ANYWHERE IN THE U.S.A. 1-800-523-4777**




## HAND HELD EDGE BANDER

This portable edge bander is the perfect answer for shops doing custom and on site work. Bands straight and shaped pieces and sets up in minutes. Adjustable clamping pressure ensures precision work and stability. For use with pre-glued PVC, melamine and wood veneer.

### FEATURES


- 2 temperature settings 572°F, 977°F with hot air cowl
- Double insulated 1,500 W
- Max banding width 2"

**MODEL G7910**  
**ONLY \$269<sup>95</sup>**



## EDGE BAND TRIMMERS

These hand-held trimmers neatly trim edges or ends of banding material depending on model.



**MODEL G7911** Dbl Edge **ONLY \$13<sup>95</sup>**  
**MODEL G7912** End **ONLY \$27<sup>95</sup>**  
**MODEL G7917** Curve Edger **ONLY \$12<sup>95</sup>**  
 Replacement Blades for G7911 Edge Trimmer  
**MODEL G8673** **ONLY \$9<sup>95</sup>**  
 Replacement Blades for G7912 End Trimmer  
**MODEL G8674** **ONLY \$12<sup>95</sup>**

## LAMINATE SHEARS

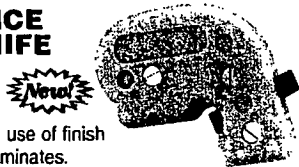
Cuts color side up with no chipping.  
 H4203 - Straight cut  
 H4204 - Curved cut



**MODEL H4203** **ONLY \$26<sup>95</sup>**  
**MODEL H4204** **ONLY \$36<sup>95</sup>**

## MICE KNIFE


Eliminates use of finish filing on laminates.



**MODEL H4205** Knife **ONLY \$11<sup>95</sup>**  
**MODEL H4206** Blade **ONLY \$4<sup>95</sup>**

## LAMINATE SCORING KNIFE


Double carbide tip blade scores laminates on color side. Bend upward to separate.



**MODEL H4207** Knife **ONLY \$7<sup>95</sup>**  
**MODEL H4208** Blade **ONLY \$3<sup>95</sup>**

## DOUBLE EDGE SQUEEZE ROLLER


Lever action applies pressure along the edge of laminates. Great for correcting edge lifts. Aluminum handle. Two polypropylene white rollers with vinyl grip. Length: 12"



**MODEL H4202** **ONLY \$9<sup>95</sup>**

## EXTENSION ROLLER


Sturdy nickel plated, twist and lock handle is expandable from 17" to 28". Ideal for counter tops and laminate work when extra pressure is needed. Three 3" x 1 1/2" black rubber rollers provide over 9" of coverage. Special middle handle provides better grip and exerts more pressure. 3.5 lbs.



**MODEL H4201** **ONLY \$38<sup>95</sup>**

## HAND IRON

For edge banding pre-glued tapes. Features quick heat up time, thermostat, wood handle and heat resistant base.



**MODEL G7914** **ONLY \$49<sup>95</sup>**

## HAND HELD LAMINATE TRIMMER

Strip cutter for all laminates is quick and easy to use. Makes clean, splinter free cuts with no waste. Cutting depth is adjustable.



**MODEL G7913** **ONLY \$99<sup>95</sup>**

## ROLLERS

Choose J Roller or heavy-duty Bent Handle Roller to apply pressure for laminating and veneering.



**MODEL G7915** J **ONLY \$8<sup>95</sup>**  
**MODEL G7916** Bent **ONLY \$18<sup>95</sup>**

## PRE-GLUED EDGE BAND

Premium quality edge banding material is pre-glued with heat activated adhesive. Choose from polyester plastic in popular colors or natural wood veneer.



GRIZC-04465

## 1 3/16" POLYBAND POLYESTER

**MODEL G7547** 50' White **ONLY \$8<sup>95</sup>**  
**MODEL G7551** 250' White **ONLY \$29<sup>95</sup>**  
**MODEL G7548** 50' Almd **ONLY \$8<sup>95</sup>**  
**MODEL G7552** 250' Almd **ONLY \$29<sup>95</sup>**  
**MODEL G7549** 50' Gray **ONLY \$8<sup>95</sup>**  
**MODEL G7553** 250' Gray **ONLY \$29<sup>95</sup>**  
**MODEL G7550** 50' Black **ONLY \$8<sup>95</sup>**  
**MODEL G7554** 250' Black **ONLY \$29<sup>95</sup>**

## 1 3/16" WOOD VENEER

**MODEL G7555** 50' R. Oak **ONLY \$8<sup>95</sup>**  
**MODEL G7560** 250' R. Oak **ONLY \$29<sup>95</sup>**  
**MODEL G7559** 50' Walnut **ONLY \$12<sup>95</sup>**  
**MODEL G7563** 250' Walnut **ONLY \$39<sup>95</sup>**  
**MODEL G7556** 50' Maple **ONLY \$8<sup>95</sup>**  
**MODEL G7561** 250' Maple **ONLY \$29<sup>95</sup>**  
**MODEL G7557** 50' Cherry **ONLY \$8<sup>95</sup>**  
**MODEL G7562** 250' Cherry **ONLY \$29<sup>95</sup>**  
**MODEL G7558** 50' Pine **ONLY \$8<sup>95</sup>**  
**MODEL G7564** 250' Pine **ONLY \$39<sup>95</sup>**

## EDGE BAND WITH PRESSURE SENSITIVE ADHESIVE

Premium quality natural wood veneer edge banding is pre-glued with pressure sensitive adhesive. Just peel off the backing and press into place. Each comes in a 250' roll.

## 1 3/16" WOOD VENEER

**MODEL H4142** Red Oak **ONLY \$45<sup>95</sup>**  
**MODEL H4143** Maple **ONLY \$45<sup>95</sup>**  
**MODEL H4144** White Birch **ONLY \$45<sup>95</sup>**  
**MODEL H4145** Red Birch **ONLY \$49<sup>95</sup>**  
**MODEL H4146** Ash **ONLY \$49<sup>95</sup>**  
**MODEL H4147** White Oak **ONLY \$49<sup>95</sup>**  
**MODEL H4148** Cherry **ONLY \$49<sup>95</sup>**  
**MODEL H4149** Mahogany **ONLY \$49<sup>95</sup>**  
**MODEL H4150** Walnut **ONLY \$49<sup>95</sup>**  
**MODEL H4151** Pine **ONLY \$49<sup>95</sup>**

## GLUE

### PROBOND™ WOOD GLUE

Created especially for professional woodworkers, ProBond™ glue bonds stronger than wood itself and sets in 10-25 minutes. ProBond™ pours and spreads easily, yet has excellent wet tack so your workpieces cling together and require fewer clamps. It's sandable, paintable, heat and moisture resistant and cleans up with water.

MODEL	SIZE	PRICE	2 OR MORE
G5536	12 oz.	\$3 <sup>95</sup>	\$3 <sup>49</sup>
G5537	1 gal.	\$14 <sup>95</sup>	\$12 <sup>95</sup>

### EXTERIOR WOOD GLUE

This weather resistant wood glue features a no-run, easy to use gel formula that sands easily, contains a mildewcide and has real wood fibers for good staining ability.

MODEL	SIZE	PRICE	2 OR MORE
G6160	12 oz.	\$4 <sup>75</sup>	\$4 <sup>29</sup>
G6161	1 gal.	\$17 <sup>95</sup>	\$15 <sup>95</sup>

### GLUE BRUSHES

Use these handy disposable 3/8" and 3/4" brushes for everything from glue to flux. Made with extra-long horsehair bristles. In 50-count packs. 25 of each size.

MODEL G3722	ONLY \$7 <sup>95</sup>
-------------	------------------------

### CONTACT CEMENT

Easily applied by brush or roller, this neoprene based contact cement cleans-up with water, is non-flammable and covers up to twice the area of solvent based contact cements. This fine product also dries in 20 minutes and is water resistant when dry.

MODEL	SIZE	PRICE	2 OR MORE
G5532	1 pt.	\$5 <sup>95</sup>	—
G5533	1 qt.	\$9 <sup>95</sup>	\$7 <sup>95</sup>

### PROBOND™ POLYURETHANE GLUE

The ultimate universal adhesive bonds virtually everything: metal, leather, wood, ceramic, brick, stone, glass and most plastics, to themselves and to each other. If that's not enough, it's waterproof, sands well, will not dull saws or tools, is stainable and paintable and does not contain volatile solvents.

MODEL	SIZE	PRICE	2 OR MORE
G5534	8 oz.	\$7 <sup>95</sup>	—
G5535	16 oz.	\$12 <sup>95</sup>	\$11 <sup>95</sup>

### PROBOND™ WOOD FILLER


Professional quality ProBond™ wood filler repairs minor defects in indoor and outdoor wood products. It contains real wood fibers, dries quickly with little shrinkage, sands easily and can be sawed, drilled, stained and painted. Available in a variety of wood colors. 4 oz.



MODEL	FINISH	PRICE	2 OR MORE
G5538	Natural	\$2 <sup>95</sup>	\$2 <sup>49</sup>
G5539	Birch	\$2 <sup>95</sup>	\$2 <sup>49</sup>
G5540	Oak	\$2 <sup>95</sup>	\$2 <sup>49</sup>
G5541	Maple	\$2 <sup>95</sup>	\$2 <sup>49</sup>
G5542	Walnut	\$2 <sup>95</sup>	\$2 <sup>49</sup>

### KRAZY® GLUE

Instant Krazy® Glue forms a strong, long lasting bond. Two grams all purpose formula is ideal for plastic, metal, rubber, glass and ceramic. Two grams wood formula is for wood and veneer. The advanced five grams formula bonds to more surfaces and bonds quicker than standard instant glues.




MODEL	SIZE	PRICE	2 OR MORE
Original			
G5543	2 g	\$1 <sup>95</sup>	\$1 <sup>49</sup>
Shop Formula			
G5545	5 g	\$3 <sup>95</sup>	\$3 <sup>49</sup>
Wood Formula			
G5544	2 g	\$1 <sup>95</sup>	\$1 <sup>49</sup>

### SQUEEZE BOTTLE

Put an end to messy glue with these nifty little squeeze bottles.

Just fill the bottle, attach the applicator tip and glue with pinpoint accuracy. Perfect for gluing tenons and dovetail joints. Also great for artists and finishers!



MODEL	EACH	THREE OR MORE
G1159	\$2 <sup>95</sup>	\$2 <sup>45</sup>

### BISCUIT GLUE BOTTLE

Tired of using popsicle sticks and toothpicks to force glue into those biscuit slots? This specially designed glue bottle has a biscuit-shaped head that fits neatly into biscuit slots to ensure adequate glue coverage. Top seals bottle between uses.



MODEL G3315	ONLY \$7 <sup>95</sup>
-------------	------------------------



### GORILLA GLUE®

This polyurethane glue is the finest available for bonding wood, stone, metal, ceramics, plastics and more. Gorilla Glue® is waterproof and features an open working time of 20 minutes or more, better coverage than other adhesives, a usable temperature range of 40° - 130° and a 1 - 4 hour cure time.



MODEL H3578	2 oz.	ONLY \$4 <sup>95</sup>
MODEL H1163	8 oz.	ONLY \$12 <sup>95</sup>
MODEL H1164	18 oz.	ONLY \$19 <sup>95</sup>
MODEL H1165	36 oz.	ONLY \$29 <sup>95</sup>

# INLAY TECHNIQUES



## INLAY MATERIALS


Embellishing your project can be extremely gratifying and quite often sets your work apart from others. Luthiers, in particular, use all kinds of materials to beautify their instruments. The inlays shown here are part of the guitar I built. All inlays were installed by hand using cyanoacrylates (Maxi-cure shown on opposite page and Loctite 380 Black Max, shown on page 248).

The Mother of Pearl and Abalone we offer below is high quality material suitable for guitars and other fine inlay work. Send me pictures of your work. I love to see good workmanship!

Here are some specifications on this guitar:

S. Balolia, President

No. of inlays: 27  
 Inlay material: Fossil Ivory, Mother of Pearl  
 Body wood: Bubinga backs/sides & Sitka Spruce Top  
 Body binding: Fiddleback Maple  
 Neck wood: Honduras Mahogany  
 Neck binding: Ivoroid Plastic  
 Fretboard overlay: Gabon Ebony  
 Peghead overlay: Gabon Ebony  
 Bridge: Graphite  
 Tuning Machines: Schaller  
 Finish: 2 coats sealer and 9 coats nitrocellulose lacquer (page 283)  
 No. of hours from start to finish 300+ (including jigs)  
 Without jigs - 150+ (Jigs can be re-used on future guitars)



### SELECT MOTHER OF PEARL

Sold in packs of two, these Mother of Pearl pieces are excellent for inlaying. Each piece is about 1/16" thick.

<b>MODEL H2889</b> 3 x 4 cm (About 1 1/8" x 1 1/8") per pair	<b>\$4<sup>50</sup></b>
<b>MODEL H2890</b> 3 x 5 cm (About 1 1/8" x 2") per pair	<b>\$5<sup>50</sup></b>

### ABALONE VENEERS



Used in the Orient for centuries these sheets are made up of very thinly sawn pieces, edge glued together and sanded perfectly flat both sides to .010 - .013 thick. Moderately flexible. 5 1/2" x 9 1/2" sheet.



<b>MODEL T1015</b> Curly Abalone	<b>\$18<sup>95</sup></b>
<b>MODEL T1016</b> Paua Abalone	<b>\$18<sup>95</sup></b>

### ABLAM STRAIGHT STRIPS

Consistent and deeper color. Will not sand through. Breaks easily to make bends and joints. Breaks are not obvious, in fact, the more breaks, the nicer it looks! Need 13 strips to do one side of guitar.

<b>RAINBOW ABALONE</b>	.050" thick, .063" wide	
<b>MODEL T1033</b>	Per Strip	<b>\$6<sup>50</sup></b>
<b>MODEL T1034</b>	Set of 13	<b>\$79<sup>95</sup></b>
<b>CURLY ABALONE</b>	.050" thick, .063" wide	
<b>MODEL T1035</b>	Per Strip	<b>\$6<sup>50</sup></b>
<b>MODEL T1036</b>	Set of 13	<b>\$79<sup>95</sup></b>
<b>PAUA RIM ABALONE</b>	.050" thick, .063" wide	
<b>MODEL T1037</b>	Per Strip	<b>\$6<sup>75</sup></b>
<b>MODEL T1038</b>	Set of 13	<b>\$82<sup>50</sup></b>
<b>PAUA ABALONE</b>	.050" thick, .063" wide	
<b>MODEL T1039</b>	Per Strip	<b>\$7<sup>30</sup></b>
<b>MODEL T1040</b>	Set of 13	<b>\$89<sup>95</sup></b>

### ABLAM LAMINATE SHELL SHEETS (Incredible Stuff!)



Rainbow Abalone



Curly Abalone



Paua Rim Abalone




Paua Abalone

This patented process is one of the best things that has happened to the shell industry. Essentially, Abalone shells are cut into manageable sizes and sawn to very thin slabs. These are then matched for grain, overlapped a little, glued and sanded. The lines are hardly visible. This process allows users to work with larger pieces saving a lot of labor. Ablam is used by most of the major guitar manufacturers in the USA.

SOLD IN 1/4 SHEETS AND FULL SHEETS IN TWO THICKNESSES.

2 1/2" x 4 1/2" x .050"		5 1/2" x 9 1/2" x .050"	
<b>MODEL T1017</b> RAINBOW ABALONE	<b>\$44<sup>95</sup></b>	<b>MODEL T1025</b> RAINBOW ABALONE	<b>\$176<sup>95</sup></b>
<b>MODEL T1018</b> CURLY ABALONE	<b>\$44<sup>95</sup></b>	<b>MODEL T1026</b> CURLY ABALONE	<b>\$176<sup>95</sup></b>
<b>MODEL T1019</b> PAUA RIM ABALONE	<b>\$44<sup>95</sup></b>	<b>MODEL T1027</b> PAUA RIM ABALONE	<b>\$176<sup>95</sup></b>
<b>MODEL T1020</b> PAUA ABALONE	<b>\$52<sup>95</sup></b>	<b>MODEL T1028</b> PAUA ABALONE	<b>\$199<sup>95</sup></b>
2 1/2" x 4 1/2" x .060"		5 1/2" x 9 1/2" x .060"	
<b>MODEL T1021</b> RAINBOW ABALONE	<b>\$52<sup>95</sup></b>	<b>MODEL T1029</b> RAINBOW ABALONE	<b>\$199<sup>95</sup></b>
<b>MODEL T1022</b> CURLY ABALONE	<b>\$52<sup>95</sup></b>	<b>MODEL T1030</b> CURLY ABALONE	<b>\$199<sup>95</sup></b>
<b>MODEL T1023</b> PAUA RIM ABALONE	<b>\$52<sup>95</sup></b>	<b>MODEL T1031</b> PAUA RIM ABALONE	<b>\$199<sup>95</sup></b>
<b>MODEL T1024</b> PAUA ABALONE	<b>\$62<sup>95</sup></b>	<b>MODEL T1032</b> PAUA ABALONE	<b>\$229<sup>95</sup></b>

### MOTHER OF PEARL AND PAUA ABALONE DOTS Bag of 100



<b>MODEL T1047</b> MOTHER OF PEARL	2.35mm (3/32")	<b>\$29<sup>95</sup></b>
<b>MODEL T1048</b> MOTHER OF PEARL	4mm (3/16")	<b>\$29<sup>95</sup></b>
<b>MODEL T1049</b> MOTHER OF PEARL	6.35mm (1/4")	<b>\$29<sup>95</sup></b>
<b>MODEL T1050</b> PAUA ABALONE	2.35mm (3/32")	<b>\$29<sup>95</sup></b>
<b>MODEL T1051</b> PAUA ABALONE	4mm (3/16")	<b>\$29<sup>95</sup></b>
<b>MODEL T1052</b> PAUA ABALONE	6.35mm (1/4")	<b>\$29<sup>95</sup></b>

### ABLAM CURVED ROSETTE STRIPS

These curved strips are used mainly in guitars for rosettes. 3 strips make a rosette with an I.D. of 4.921".

<b>RAINBOW ABALONE</b>	.050" thick, .063" wide, 4.75" long	
<b>MODEL T1041</b>	Set of 3	<b>\$25<sup>95</sup></b>
<b>CURLY ABALONE</b>	.050" thick, .063" wide, 4.75" long	
<b>MODEL T1042</b>	Set of 3	<b>\$25<sup>95</sup></b>
<b>PAUA RIM ABALONE</b>	.050" thick, .063" wide, 4.75" long	
<b>MODEL T1043</b>	Set of 3	<b>\$26<sup>95</sup></b>
<b>PAUA ABALONE</b>	.050" thick, .063" wide, 4.75" long	
<b>MODEL T1044</b>	Set of 3	<b>\$33<sup>95</sup></b>



### PICK GUARDS

Two of the absolute most popular models.

<b>CURLY ABALONE</b>	
<b>MODEL T1045</b>	<b>\$15<sup>95</sup></b>
<b>PAUA ABALONE</b>	
<b>MODEL T1046</b>	<b>\$15<sup>95</sup></b>



# CYANOACRYLATES - THE BEST ON THE MARKET!

Made in the U.S.A., these instant bond CA's are formulated to be the freshest, highest quality CA's available at any price. Used for inlaying, making model airplanes and other radio controlled products, gluing hard plastics, ceramics, glass, metal, foam, laminating, working with balsa, soft woods and hardwoods.

**MUCH STRONGER THAN WOOD GLUE**

	BALSA WOOD	SOFT WOOD	HARD WOOD	GLASS & METAL	FIBERGLASS	CERAMICS	HARD PLASTICS	RUBBER	WHITE FOAMS	LAMINATING	WATER- RESISTANT	REINFORCING
INSTA-CURE+™	•	•	•	•	•	•	•	•	•	•	•	•
MAXI-CURE™	•	•	•	•	•	•	•	•	•	•	•	•
SUPER GOLDS™	•	•	•	•	•	•	•	•	•	•	•	•

Works Good • Works Best •

## MAXI-CURE™

Extra-thick cyanoacrylate has 10-25 seconds of maximum working time which allows greater control over part alignment. Maxi-Cure™ is ideal for soft and hard woods, glass, metal, fiberglass, ceramics, hard plastics, laminating and reinforcing and is a very good all-purpose cyanoacrylate adhesive. Choose from three sizes to suit your needs.



### GREAT FOR INLAYS

MODEL H0916	½ oz.	ONLY \$3 <sup>25</sup>
MODEL H0917	1 oz.	ONLY \$5 <sup>50</sup>
MODEL H0918	2 oz.	ONLY \$9 <sup>95</sup>

## INSTA-CURE+™

When working with balsa wood for model building or other soft woods, this Gap-filling cyanoacrylate is tough to beat. Maximum working time is 5-15 seconds, so no clamps are needed during assembly. Simply apply Insta-Cure+™ and hold parts together until set. Permanent bonding Insta-Cure+™ dramatically speeds assembly time over traditional wood glues.



MODEL H0925	½ oz.	ONLY \$3 <sup>25</sup>
MODEL H0926	1 oz.	ONLY \$4 <sup>95</sup>
MODEL H0927	2 oz.	ONLY \$8 <sup>95</sup>

## INSTA-SET™



This Insta-Set™ accelerator allows CA adhesives to cure quickly. Ideal for applying additional beads of cyanoacrylate along a seam to significantly enhance the joint's strength. Simply spray on Insta-Set between beads to create a super strong joint. Convenient 2 oz. pump spray bottle.

MODEL H0928	2 oz.	ONLY \$4 <sup>95</sup>
-------------	-------	------------------------

## SUPER GOLD™



Super Gold™ is an odorless, thin viscosity cyanoacrylate with 5-10 seconds maximum working time. Ideal on rubber and white foam. Three container sizes to choose from.

MODEL H0919	½ oz.	ONLY \$6 <sup>95</sup>
MODEL H0920	1 oz.	ONLY \$11 <sup>95</sup>
MODEL H0921	2 oz.	ONLY \$19 <sup>95</sup>

## SUPER GOLD+™



Super Gold+™ is an odorless, thick viscosity, gap-filling cyanoacrylate with a little longer maximum working time of 10-25 seconds over Super Gold™. Just like Super Gold™, it's Ideal on rubber and white foam. Three container sizes to choose from.

MODEL H0922	½ oz.	ONLY \$6 <sup>95</sup>
MODEL H0923	1 oz.	ONLY \$11 <sup>95</sup>
MODEL H0924	2 oz.	ONLY \$19 <sup>95</sup>

## UN-CURE™ DE-BONDER



If parts are bonded incorrectly or your fingers are all stuck together, a few drops of Un-Cure™ will dissolve CA in about a minute. Because of CA's fast working time, it's always a good idea to have a bottle or two of Un-Cure™ handy just in case.

MODEL H0929	1 oz.	ONLY \$3 <sup>25</sup>
-------------	-------	------------------------



GRIZC-04468




RED



LINDSEY



BECK



LACEY



SCOTT



BECCA

## INLACE™

Inlace™ is a thick liquid inlay designed for any wood project. Simply pour in Inlace™ and wait till hard. Hardened Inlace™ can be turned, carved, planed, routed or sanded. Will not dull tools or load sandpaper. Non-toxic when hard, Inlace™ is food safe. Kits include 8 oz. of a specific color and all items you'll need to finish 60 feet of ½" x ½" inlay. Add Granules, Nuggets or Metal Dust to enhance color and texture, or create new colors using Clear Inlace™.

## INLACE™ KITS

MODEL H2809	Red	ONLY \$27 <sup>95</sup>
MODEL H2810	Clear	ONLY \$27 <sup>95</sup>
MODEL H2811	White	ONLY \$27 <sup>95</sup>
MODEL H2812	Black	ONLY \$27 <sup>95</sup>
MODEL H2813	Lindsey	ONLY \$27 <sup>95</sup>
MODEL H2814	Beek	ONLY \$27 <sup>95</sup>
MODEL H2815	Lacey	ONLY \$27 <sup>95</sup>
MODEL H2816	Scott	ONLY \$27 <sup>95</sup>
MODEL H2817	Becca	ONLY \$27 <sup>95</sup>

## INLACE™ GRANULES

MODEL H2825	Turquoise	ONLY \$9 <sup>95</sup>
MODEL H2826	White	ONLY \$9 <sup>95</sup>
MODEL H2827	Blue	ONLY \$9 <sup>95</sup>
MODEL H2828	Red	ONLY \$9 <sup>95</sup>

## INLACE™ NUGGETS

MODEL H2829	Turquoise	ONLY \$9 <sup>95</sup>
MODEL H2830	White	ONLY \$9 <sup>95</sup>
MODEL H2831	Blue	ONLY \$9 <sup>95</sup>
MODEL H2832	Red	ONLY \$9 <sup>95</sup>

## INLACE™ METAL DUST

MODEL H2818	Gold	ONLY \$9 <sup>95</sup>
MODEL H2819	Red	ONLY \$9 <sup>95</sup>
MODEL H2820	Powder Blue	ONLY \$9 <sup>95</sup>
MODEL H2821	Purple	ONLY \$9 <sup>95</sup>
MODEL H2822	Navy blue	ONLY \$9 <sup>95</sup>
MODEL H2823	Green	ONLY \$9 <sup>95</sup>
MODEL H2824	Silver	ONLY \$9 <sup>95</sup>

CALL 24 HOURS A DAY FROM ANYWHERE IN THE U.S.A. 1-800-523-4777

# LOCTITE

## INSTANT ADHESIVES & THREAD SEALANTS

**New!**

GRIZC-04469



### 401 PRISM® INSTANT ADHESIVE

This is a general-purpose surface insensitive adhesive for difficult-to-bond surfaces. 20 gram bottle.

MODEL H2500 ONLY \$12<sup>95</sup>



### 406 PRISM® INSTANT ADHESIVE

This wicking grade surface insensitive adhesive has a very low viscosity which allows it to penetrate by capillary action. 20 gram bottle.

MODEL H2501 ONLY \$12<sup>95</sup>



### 380 BLACK MAX® TOUGHENED INSTANT ADHESIVE

This is the cyanoacrylate of choice when inlaying into ebony. Acts as a filler as well as an instant glue. No more messing around with ebony dust. 3 gram tube or 1oz. bottle.

MODEL H2502 3 g. ONLY \$3<sup>95</sup>  
MODEL H2503 1 oz. ONLY \$14<sup>95</sup>



### 411 PRISM® CLEAR TOUGHENED INSTANT ADHESIVE

Just like H2503, but 411 PRISM® has a clear formulation. 20 gram bottle.

MODEL H2504 ONLY \$14<sup>95</sup>



### 430 SUPER BONDER® INSTANT ADHESIVE

This is a general industrial grade instant adhesive. Excellent choice for bonding close fitting metal parts. 1 oz. bottle.

MODEL H2505 ONLY \$13<sup>95</sup>



### 404 QUICK SET™ INDUSTRIAL ADHESIVE

This is a general-purpose instant adhesive for general maintenance and repair. Excellent for rubber bonding. 1/2 oz. bottle.

MODEL H2514 ONLY \$15<sup>95</sup>



### 454 PRISM® INSTANT ADHESIVE GEL

This general-purpose, no-run clear gel can be applied to vertical surfaces and is excellent for almost all surfaces. Ideal for porous and rough surfaces. 20 gram tube.

MODEL H2506 ONLY \$14<sup>95</sup>

	TYPICAL USE	COLOR	GAP FILL	CATEGORY	VISCOSITY cP	STRENGTH (PSI)* TENSILE SHEAR	TEMP. RANGE	CURE SPEED**	SPECIFIC GRAVITY
H2500	General purpose	Clear	.005"	Surface insensitive Ethyl	110	3,200	-65°F to 180°F	Fixture - 15 sec. Full - 24 hours	1.05
H2501	Wicking grade	Clear	.004"	Surface Insensitive Ethyl	20	3,200	-65°F to 180°F	Fixture - 15 sec. Full - 24 hours	1.05
H2502/H2503	Close fitting parts	Black	.006"	Toughened Ethyl	200	3,750	-65°F to 225°F	Fixture - 80 sec. Full - 24 hours	1.10
H2504	Clear gap filling	Clear	.008"	Toughened Ethyl	5,000	3,200	-65°F to 210°F	Fixture - 30 sec. Full - 24 hours	1.07
H2505	Metal bonder for close fitting parts	Clear	.005"	General Purpose Methyl	80	3,600	-65°F to 180°F	Fixture - 30 sec. Full - 24 hours	1.09
H2506	Porous surfaces	Clear	.010"	Surface Insensitive Ethyl	Gel	3,200	-65°F to 180°F	Fixture - 15 sec. Full - 24 hours	1.05
H2514	Metal, plastic, rubber	Clear Liquid	—	—	—	—	-65°F to 180°F	Set - 20-40 sec. Full - 24 hours	—

\* Grit blasted steel, \*\* Varies with substrates



### 545 THREAD SEALANT HYDRAULIC / PNEUMATIC

This liquid sealant locks and seals high pressure fluid power systems with tapered fittings. Will not foul valves or filters.

MODEL H2513 50 ml ONLY \$23<sup>95</sup>  
MODEL H2519 10 ml ONLY \$8<sup>95</sup>



### 577 THREAD SEALANT

This medium strength, general-purpose sealant is ideal for use on coarse threaded components. 50 ml tube.



MODEL H2524 ONLY \$15<sup>95</sup>



## FLANGE SEALANTS & THREADLOCKERS



### 266 THREADLOCKER HIGH TEMP. / HIGH STRENGTH

Fast acting threadlocker resists oil and mild surface contamination at temperatures to 450°F. Locks fasteners up to 3/4" (20mm) in diameter. 10 ml and 50 ml bottles.

MODEL H2510 50 ml ONLY \$24<sup>95</sup>  
MODEL H2516 10 ml ONLY \$11<sup>95</sup>



### 243 THREADLOCKER OIL RESISTANT / MEDIUM STRENGTH

This general-purpose, medium strength threadlocker has improved oil tolerance for fasteners between 1/4" and 3/4" (6 to 20mm) diameters. 10 ml and 50 ml bottles.

MODEL H2509 50 ml ONLY \$24<sup>95</sup>  
MODEL H2515 10 ml ONLY \$11<sup>95</sup>



### 271™ THREADLOCKER HIGH STRENGTH

This high strength, low viscosity threadlocker is formulated for fasteners up to 1" (25mm) diameter. 10 ml and 50 ml bottles.

GRIZC-04470

MODEL H2511 50 ml ONLY \$23<sup>95</sup>  
MODEL H2517 10 ml ONLY \$10<sup>95</sup>



### 277 THREADLOCKER HIGH STRENGTH

Locks fasteners up to 1 1/2" (36mm). Protects threads from rust and corrosion. Removable with heat and hand tools. 10 ml and 50 ml bottles.

MODEL H2512 50 ml ONLY \$23<sup>95</sup>  
MODEL H2518 10 ml ONLY \$11<sup>95</sup>



### 510 GASKET ELIMINATOR® HIGH TEMPERATURE FLANGE SEALANT

This product has a temperature range to 400°F with excellent solvent and chemical resistance. Makes or dresses gaskets in rigid assemblies. 50 ml tube.

MODEL H2507 ONLY \$17<sup>95</sup>



### 518 GASKET ELIMINATOR® FLANGE SEALANT

This product forms a flexible, solvent resistant seal that won't tear or decay. Seals to 300°F and fills gaps to 0.050". Can be used on flexible metal assemblies including aluminum surfaces. Easy disassembly and cleaning. 50 ml tube.

MODEL H2508 ONLY \$12<sup>95</sup>

	TYPICAL USE	COLOR	VISCOSITY cP	TORQUE IN LBS. (M10 STEEL NUTS & BOLTS) BREAK/PREVAL	TEMPERATURE RANGE	CURE SPEED, STEEL @ 25° C*	OIL TOLERANT	RECOMMENDED PRIMER	SPECIFIC GRAVITY
H2509/H2515	Up to 3/4" bolts with light oil contamination	Blue	2,250/12,000 Thixotropic	180/82	-65°F to 300°F	Fixture - 10 min. Full - 24 Hours	Yes	N or T	1.08
H2510/H2516	High strength, high temp.	Red- Orange	3,750-9,000	270/35	-65°F to 450°F	Fixture - 40 min. Full - 3 Hours	Yes	T	1.19
H2511/H2517	High strength for fasteners up to 1" diam.	Red	500	230/320	-65°F to 300°F	Fixture - 10 min. Full - 24 Hours	-	N or T	1.12
H2512/H2518	High strength for large bolts	Red	7,000	275/275	-65°F to 300°F	Fixture - 30 min. Full - 24 Hours	-	N or T	1.12

### SPRAY ADHESIVES

The all-purpose spray adhesive bonds lightweight, porous and non-porous surfaces and allows repositionable and permanent bonds. It's fast drying, won't shrink or bleed and contains no CFC's. The maximum strength formula is designed for bonding foam, carpet, fabrics, plastics, and rubber. Sprays on clear and is resistant to water and extreme weather conditions. H2520 is 10.5 oz. net wt. H2521 is 16.75 oz. net wt.



MODEL H2520 10.5 oz. - All-Purpose ONLY \$4<sup>95</sup>  
MODEL H2521 16.75 oz. - Maximum Strength ONLY \$8<sup>95</sup>

### NON-SLIP COATINGS

Big Foot™ epoxy flooring products provide tough, long lasting anti-skid surfaces on wood, concrete, and metal floors. Ideal for heavy pedestrian or light rolling traffic including ramps, walkways, locker rooms, stairs, and assembly areas. Coverage is 50 square feet. Curing time is 12 hours.



MODEL H2522 1 Gal. - Black ONLY \$69<sup>95</sup>  
MODEL H2523 1 Gal. - Gray ONLY \$69<sup>95</sup>

CALL 24 HOURS A DAY FROM ANYWHERE IN THE U.S.A. 1-800-523-4777


Welcome to the Grizzly Wood Store. Due to frequent customer requests we've added the most popular domestic and exotic hardwoods to our selection of fine tools. Our buyers go to the mills and purchase full truck loads of these woods, which are then processed by us at our own plant and shrink wrapped for shipping. Each piece is individually inspected and meets Grizzly's high grading standards. Buy with confidence.

GRIZC-04471

Our wood is sold in a semi-raw form, and should not be considered finished and ready to use. Further processing such as surfacing and or jointing may be required.



## RED OAK

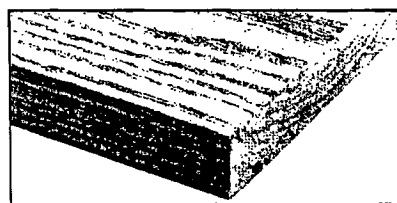


**QUERCUS RUBRA:** Natural to pink in color sometimes with white and gray. Coarse open grain. Very strong, hard, stiff and heavy. Great wear resistance. Glues well.

THICKNESS & WIDTH	3' LONG	4' LONG	5' LONG	6' LONG
4/4(7/8") x 4"	H1501 \$5 <sup>00</sup>	H1507 \$6 <sup>75</sup>	H1513 \$8 <sup>00</sup>	H1519 \$12 <sup>25</sup>
4/4(7/8") x 5"	H1502 \$6 <sup>25</sup>	H1508 \$8 <sup>00</sup>	H1514 \$10 <sup>50</sup>	H1520 \$15 <sup>00</sup>
4/4(7/8") x 6"	H1503 \$7 <sup>00</sup>	H1509 \$10 <sup>75</sup>	H1515 \$12 <sup>00</sup>	H1521 \$18 <sup>50</sup>
8/4(1 13/16") x 4"	H1504 \$13 <sup>75</sup>	H1510 \$18 <sup>50</sup>	H1516 \$22 <sup>50</sup>	H1522 \$34 <sup>50</sup>
8/4(1 13/16") x 6"	H1506 \$20 <sup>50</sup>	H1512 \$27 <sup>50</sup>	H1518 \$34 <sup>00</sup>	H1524 \$51 <sup>00</sup>

H2018 4-PC. MATCHED RED OAK SET - 4/4 x 7" x 6" \$39<sup>95</sup>

## ASH




**FRAXINUS AMERICANA:** White to medium brown in color. Coarse open grain. Heavy, hard, strong, stiff, high in shock resistance and excellent bending quality. Above average workability.

THICKNESS & WIDTH	3' LONG	4' LONG	5' LONG	6' LONG
4/4(7/8") x 4"	H1549 \$4 <sup>00</sup>	H1555 \$5 <sup>25</sup>	H1561 \$6 <sup>75</sup>	H1567 \$10 <sup>00</sup>
4/4(7/8") x 5"	H1550 \$5 <sup>00</sup>	H1556 \$6 <sup>75</sup>	H1562 \$8 <sup>50</sup>	H1568 \$12 <sup>50</sup>
4/4(7/8") x 6"	H1551 \$6 <sup>00</sup>	H1557 \$8 <sup>00</sup>	H1563 \$10 <sup>00</sup>	H1569 \$15 <sup>00</sup>
8/4(1 13/16") x 4"	H1552 \$9 <sup>75</sup>	H1558 \$13 <sup>00</sup>	H1564 \$16 <sup>00</sup>	H1570 \$24 <sup>25</sup>
8/4(1 13/16") x 6"	H1554 \$14 <sup>50</sup>	H1560 \$19 <sup>25</sup>	H1566 \$24 <sup>00</sup>	H1572 \$35 <sup>50</sup>

250

ORDER ONLINE AT [www.grizzly.com](http://www.grizzly.com)


## BIRCH



**BETULA ALLEGHANIENSIS:** Creamy white to reddish brown. Closed grain with even texture. Rarely has quilted figured grain. Heavy, hard and very strong. Has a sweet smell when cut.

THICKNESS & WIDTH	3' LONG	4' LONG	5' LONG	6' LONG
4/4(7/8") x 4"	H1701 \$5 <sup>25</sup>	H1704 \$7 <sup>00</sup>	H1707 \$8 <sup>50</sup>	H1710 \$13 <sup>00</sup>
4/4(7/8") x 5"	H1702 \$6 <sup>50</sup>	H1705 \$8 <sup>50</sup>	H1708 \$10 <sup>75</sup>	H1711 \$16 <sup>00</sup>
4/4(7/8") x 6"	H1703 \$8 <sup>50</sup>	H1706 \$10 <sup>25</sup>	H1709 \$12 <sup>75</sup>	H1712 \$19 <sup>50</sup>


## HARD MAPLE



**ACER SACCHARUM:** White to light brown in color. Very tight closed grain. Heavy, hard, tough, strong and stiff. Uniform texture. Excellent resistance to abrasion and indentation.

THICKNESS & WIDTH	3' LONG	4' LONG	5' LONG	6' LONG
4/4(7/8") x 4"	H1597 \$7 <sup>75</sup>	H1603 \$10 <sup>25</sup>	H1609 \$12 <sup>75</sup>	H1615 \$19 <sup>25</sup>
4/4(7/8") x 5"	H1598 \$9 <sup>50</sup>	H1604 \$12 <sup>75</sup>	H1610 \$16 <sup>00</sup>	H1616 \$23 <sup>75</sup>
4/4(7/8") x 6"	H1599 \$11 <sup>50</sup>	H1605 \$15 <sup>25</sup>	H1611 \$19 <sup>00</sup>	H1617 \$28 <sup>50</sup>
8/4(1 13/16") x 4"	H1600 \$16 <sup>50</sup>	H1606 \$22 <sup>25</sup>	H1612 \$23 <sup>75</sup>	H1618 \$41 <sup>00</sup>
8/4(1 13/16") x 6"	H1602 \$24 <sup>75</sup>	H1608 \$32 <sup>75</sup>	H1614 \$41 <sup>00</sup>	H1620 \$61 <sup>75</sup>


## CHERRY



**PRUNUS SEROTINA:** White sapwood with light reddish brown Heartwood. Small black gum pockets are normal markings. Fine closed grain moderately heavy, hard, strong. Darkens with age. Sapwood not considered a defect.

THICKNESS & WIDTH	3' LONG	4' LONG	5' LONG	6' LONG
4/4(7/8") x 4"	H1621 \$7 <sup>50</sup>	H1627 \$10 <sup>25</sup>	H1633 \$12 <sup>50</sup>	H1639 \$18 <sup>75</sup>
4/4(7/8") x 5"	H1622 \$9 <sup>50</sup>	H1628 \$12 <sup>50</sup>	H1634 \$15 <sup>75</sup>	H1640 \$23 <sup>50</sup>
4/4(7/8") x 6"	H1623 \$13 <sup>50</sup>	H1629 \$15 <sup>00</sup>	H1635 \$18 <sup>75</sup>	H1641 \$28 <sup>25</sup>
8/4(1 13/16") x 4"	H1624 \$18 <sup>25</sup>	H1630 \$24 <sup>75</sup>	H1636 \$30 <sup>25</sup>	H1642 \$45 <sup>75</sup>
8/4(1 13/16") x 6"	H1626 \$27 <sup>50</sup>	H1632 \$36 <sup>50</sup>	H1638 \$45 <sup>50</sup>	H1644 \$68 <sup>25</sup>

## WHITE OAK



**QUERCUS ALBA:**  
Natural to olive green in color sometimes with white and gray. Like red oak only tighter open grain and 6 to 8 percent harder.

THICKNESS & WIDTH	3' LONG	4' LONG	5' LONG	6' LONG
4/4(7/8") x 4"	H1525 \$4 <sup>75</sup>	H1531 \$6 <sup>50</sup>	H1537 \$7 <sup>75</sup>	H1543 \$12 <sup>00</sup>
4/4(7/8") x 5"	H1526 \$6 <sup>00</sup>	H1532 \$7 <sup>75</sup>	H1538 \$9 <sup>75</sup>	H1544 \$14 <sup>75</sup>
4/4(7/8") x 6"	H1527 \$7 <sup>25</sup>	H1533 \$9 <sup>50</sup>	H1539 \$11 <sup>75</sup>	H1545 \$18 <sup>00</sup>


## WALNUT



**JUGLANS NIGRA:**  
Sapwood is white to gray and Heartwood is gray brown to dark purplish brown. Grain is slightly open. Moderately heavy. Very strong. Sapwood is not considered a defect.

THICKNESS & WIDTH	3' LONG	4' LONG	5' LONG	6' LONG
4/4(7/8") x 4"	H1573 \$6 <sup>50</sup>	H1579 \$8 <sup>75</sup>	H1585 \$10 <sup>75</sup>	H1591 \$17 <sup>25</sup>
4/4(7/8") x 5"	H1574 \$8 <sup>25</sup>	H1580 \$10 <sup>75</sup>	H1586 \$13 <sup>50</sup>	H1592 \$21 <sup>25</sup>
4/4(7/8") x 6"	H1575 \$9 <sup>75</sup>	H1581 \$13 <sup>00</sup>	H1587 \$16 <sup>00</sup>	H1593 \$24 <sup>50</sup>


## POPLAR



**LIRODENDRON TULIPIFERA:**  
White to yellowish in color. Often with a green cast and sometimes black and purple mineral streaks. Even texture and straight closed grain. Light to medium.

THICKNESS & WIDTH	3' LONG	4' LONG	5' LONG	6' LONG
4/4(7/8") x 4"	H1645 \$3 <sup>50</sup>	H1651 \$4 <sup>50</sup>	H1657 \$5 <sup>50</sup>	H1663 \$8 <sup>50</sup>
4/4(7/8") x 5"	H1646 \$4 <sup>25</sup>	H1652 \$5 <sup>50</sup>	H1658 \$7 <sup>00</sup>	H1664 \$10 <sup>75</sup>
4/4(7/8") x 6"	H1647 \$5 <sup>25</sup>	H1653 \$6 <sup>75</sup>	H1659 \$8 <sup>50</sup>	H1665 \$12 <sup>50</sup>

## BIRD'S EYE MAPLE



**ACER SACCHARUM:**  
Same as hard maple, but a little harder because of the irregular grain. Has small natural grain defects that give it its name. Density of bird's eyes vary from one board to the next.

THICKNESS & WIDTH	3' LONG	4' LONG	5' LONG	6' LONG
4/4(7/8") x 4"	H1968 \$10 <sup>25</sup>	H1971 \$13 <sup>75</sup>	H1974 \$16 <sup>75</sup>	H1977 \$25 <sup>00</sup>
4/4(7/8") x 5"	H1969 \$12 <sup>75</sup>	H1972 \$16 <sup>75</sup>	H1975 \$21 <sup>25</sup>	H1978 \$31 <sup>75</sup>
4/4(7/8") x 6"	H1970 \$18 <sup>00</sup>	H1973 \$20 <sup>25</sup>	H1976 \$25 <sup>25</sup>	H1979 \$38 <sup>00</sup>


## RED AROMATIC CEDAR TONGUE & GROOVE PANELS



Perfect for lining closets and chests, these 1/4" thick Tongue and Groove Panels measure 48" long with a 3 3/4" wide exposure. Each panel has one smooth and one rough side.

MODEL H3897	15 Sq. Ft.	ONLY \$21 <sup>95</sup>
MODEL H3898	32.5 Sq. Ft.	ONLY \$39 <sup>95</sup>

## RED AROMATIC CEDAR




**JUNIPERUS VIRGINIANA:**  
Eastern or southern cedar. Reddish purple and white in color. Knotty irregularities always present. Has a strong smell that wards off moths and other pests.

GRIZC-04472

THICKNESS & WIDTH	2' LONG	3' LONG	4' LONG	5' LONG	6' LONG
4/4(7/8") x 4"	H2089 \$2 <sup>75</sup>	H1713 \$3 <sup>75</sup>	H1716 \$5 <sup>25</sup>	H1719 \$6 <sup>25</sup>	H1722 \$9 <sup>50</sup>
4/4(7/8") x 5"	H2090 \$3 <sup>25</sup>	H1714 \$4 <sup>75</sup>	H1717 \$6 <sup>25</sup>	H1720 \$8 <sup>00</sup>	H1723 \$11 <sup>75</sup>

## HARDWOOD DOWELS



	1/4" Dia. x 36"L	3/8" Dia. x 36"L	1/2" Dia. x 36"L	5/8" Dia. x 36"L	3/4" Dia. x 36"L
BIRCH	H2106 50¢	H2107 75¢	H2108 \$1 <sup>00</sup>	H2109 \$1 <sup>60</sup>	H2110 \$1 <sup>90</sup>
OAK	H2111 60¢	H2112 85¢	H2113 \$1 <sup>20</sup>	H2114 \$1 <sup>75</sup>	H2115 \$2 <sup>45</sup>
CHERRY	H2116 \$1 <sup>15</sup>	H2117 \$1 <sup>35</sup>	H2118 \$1 <sup>80</sup>	H2119 \$2 <sup>45</sup>	H2120 \$3 <sup>15</sup>
WALNUT	H2121 \$1 <sup>35</sup>	H2122 \$1 <sup>60</sup>	H2123 \$2 <sup>10</sup>	H2124 \$3 <sup>35</sup>	H2125 \$3 <sup>80</sup>
MAHOGANY	H2126 \$2 <sup>00</sup>	H2127 \$2 <sup>55</sup>	H2128 \$3 <sup>25</sup>	H2129 \$4 <sup>10</sup>	H2130 \$5 <sup>30</sup>

CALL 24 HOURS A DAY FROM ANYWHERE IN THE U.S.A. 1-800-523-4777

251



*We carry the highest quality and the most sought-after woods at incredible prices. We purchase full trailer loads and mill the wood in our own plant. Whether it's that special project or production runs, you will be pleased with our wood!*



**HONDURAS ROSEWOOD**



**DALBERGIA STEVENSONII:** Pinkish brown, purple to natural color with streaked lighter and darker bands. Very hard and heavy. Polishes well and turns nice.

THICKNESS & WIDTH	1' LONG	2' LONG	3' LONG
4/4(7/8") x 1"	H1827 \$2 <sup>50</sup>	H1834 \$5 <sup>00</sup>	H1841 \$7 <sup>25</sup>
4/4(7/8") x 2"	H1828 \$5 <sup>00</sup>	H1835 \$9 <sup>75</sup>	H1842 \$14 <sup>50</sup>
4/4(7/8") x 3"	H1829 \$7 <sup>25</sup>	H1836 \$14 <sup>50</sup>	H1843 \$21 <sup>75</sup>
4/4(7/8") x 4"	H1830 \$9 <sup>75</sup>	H1837 \$19 <sup>25</sup>	H1844 \$28 <sup>75</sup>

**PURPLEHEART**



**PELTOGYNE SPP:** Also known as Amaranth. Dull brown heartwood. Turns deep true purple immediately after cutting. Even texture. Very hard and heavy. Works excellently.

THICKNESS & WIDTH	3' LONG	4' LONG	6' LONG
4/4(7/8") x 4"	H1758 \$6 <sup>00</sup>	H1764 \$8 <sup>00</sup>	H1776 \$11 <sup>75</sup>
4/4(7/8") x 5"	H1759 \$7 <sup>50</sup>	H1765 \$9 <sup>75</sup>	H1777 \$14 <sup>50</sup>
4/4(7/8") x 6"	H1760 \$8 <sup>75</sup>	H1766 \$11 <sup>75</sup>	H1778 \$21 <sup>25</sup>

**ZEBRAWOOD**



**MICROBARLINIA BRAZ-ZAVILLENSIS:** Natural and dark brown striped. Exceptionally pronounced. Very heavy and hard with coarse texture. Glues well. Brittle. Also called Zebrano wood.

THICKNESS & WIDTH	3' LONG	4' LONG	6' LONG
4/4(7/8") x 4"	H1920 \$13 <sup>25</sup>	H1926 \$17 <sup>75</sup>	H1938 \$26 <sup>00</sup>
4/4(7/8") x 6"	H1922 \$19 <sup>50</sup>	H1928 \$26 <sup>00</sup>	H1940 \$39 <sup>00</sup>

**GABOON EBONY**



**DIOSPYROS SPP:** Very deep black sometimes with brown. Usually comes from West Africa. Very indistinct grain. Very hard and heavy. Turns great. Joins with almost invisible lines.

THICKNESS & WIDTH	1' LONG	2' LONG	3' LONG
4/4(7/8") x 1"	H1746 \$9 <sup>00</sup>	H1750 \$18 <sup>00</sup>	H1754 \$26 <sup>75</sup>
4/4(7/8") x 2"	H1747 \$18 <sup>00</sup>	H1751 \$36 <sup>00</sup>	H1755 \$53 <sup>75</sup>
4/4(7/8") x 3"	H1748 \$27 <sup>00</sup>	H1752 \$53 <sup>75</sup>	H1756 \$79 <sup>75</sup>
4/4(7/8") x 4"	H1749 \$36 <sup>00</sup>	H1753 \$71 <sup>75</sup>	H1757 \$99 <sup>75</sup>

**BUBINGA**



**GUIBOURTTIA DEMEUSIL:** Sometimes called African Rosewood. Light to deep red with streaks of darker red to purple. Very heavy and hard. Takes polish well. Great fine furniture wood.

THICKNESS & WIDTH	3' LONG	4' LONG	5' LONG	6' LONG
4/4(7/8") x 4"	H1848 \$10 <sup>50</sup>	H1854 \$14 <sup>00</sup>	H1860 \$17 <sup>00</sup>	H1866 \$20 <sup>50</sup>
4/4(7/8") x 6"	H1850 \$15 <sup>50</sup>	H1856 \$20 <sup>75</sup>	H1862 \$25 <sup>50</sup>	H1868 \$30 <sup>75</sup>

**PADAUK**



**PTEROCARPUS MACRO-CARPUS:** When freshly milled, bright orange in color. Darkens with sunlight to a brown color. Interlocked grain. Hard, heavy. Works well. Slightly open grain. Turns very nice.

THICKNESS & WIDTH	3' LONG	4' LONG	6' LONG
4/4(7/8") x 4"	H1896 \$7 <sup>25</sup>	H1902 \$9 <sup>75</sup>	H1914 \$14 <sup>25</sup>
4/4(7/8") x 6"	H1898 \$10 <sup>75</sup>	H1904 \$14 <sup>25</sup>	H1916 \$21 <sup>50</sup>

**MAHOGANY**



**SWIETENIA MACROPHYLLA:** Varies from orange brown to dark red brown. Darkens with sunlight. Slightly open grain. Sometimes figured. Straight grain. Hard. Medium heavy. Mills excellent.

THICKNESS & WIDTH	3' LONG	4' LONG	6' LONG
4/4(7/8") x 4"	H1872 \$7 <sup>00</sup>	H1878 \$9 <sup>50</sup>	H1890 \$14 <sup>00</sup>
4/4(7/8") x 6"	H1874 \$10 <sup>50</sup>	H1880 \$14 <sup>00</sup>	H1892 \$21 <sup>00</sup>



**New!**

## GUITAR TONEWOODS

GUITAR  
TONEWOODS

"Instrument" wood is the best grade of wood that exists, but even within instrument wood, there are different grades. We have decided to carry only the highest grades of soundboards and back/sides sets for guitars. Each piece is individually quarter sawn and has very tight and straight/uniform growth lines with consistent and vibrant colors. Narrow and tight growth lines result from slow growing old trees and are proven to be structurally stronger than wider grain wood. Every set is hand sorted and picked by us and all of our sets are perfectly bookmatched and sanded to useable thickness on a wide belt sander. The below wood is meant for the discerning Luthier that builds fine instruments. **TRY A SET - YOU WILL BE EXTREMELY PLEASED!**

GRIZC-04474

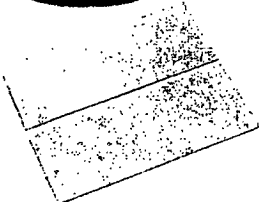
### SITKA SPRUCE SOUNDBOARDS

Sitka Spruce is known for its fine tonal qualities and is the wood of choice for the best acoustic instrument tops. It is also one of the best woods for weight to strength ratio and sought after by aircraft builders. Our Sitka Spruce trees come from Alaska and each log is cut to soundboard lengths and split into wedge shaped billets (like large pieces of firewood). Each billet is marked for the cutting pattern and sawn on a special bandsaw with a 5" blade. The billet is rotated as the cuts are made to get the tightest quarter sawn grain possible. Our AAAA grade is quite often sold by others as Master grade. Nice light color with straight tight grain. Steelstring size is 8½" x 22" (one set consists of two pieces perfectly bookmatched). Kiln dried and thickness sanded to .125" - .130".

**MODEL T1001**

Steelstring AAAA Grade Bookmatched Pair

**ONLY \$49<sup>95</sup>**




### CEDAR SOUNDBOARDS

Our Western Red Cedar is from the Pacific Northwest and processed similarly to the spruce. Although preferred by classical guitar makers, it is also quite popular for steelstring because of its deep and crisp soundtone. We only offer one grade - the best! Steelstring size is 8½" x 22". Kiln dried and thickness sanded to .125" to .130".

**MODEL T1002**

Steelstring AAAA Grade Bookmatched Pair

**ONLY \$34<sup>95</sup>**



### INDIAN ROSEWOOD BACK & SIDES SETS

We import our Indian Rosewood ourselves directly from the mills in India and our buyers pick out the absolute best sets. We sand our sets on wide belt sanders, air dry them in stickered piles and then sand them again to the finish thickness. Perfectly bookmatched, **these sets are incredible!** Classical size is 21" x 7½" for backs and 30½" x 4¼" for sides. Steelstring size is 21½" x 8½" for backs and 32½" x 5" for sides. Backs sanded to .115" to .120". Sides sanded to .095" to .100". One set consists of two pieces bookmatched backs and two bookmatched sides.

**MODEL T1003**

Classical Master Grade Bookmatched Pair

**ONLY \$79<sup>95</sup>**

**MODEL T1004**

Classical AAAA Grade Bookmatched Pair

**ONLY \$59<sup>95</sup>**

**MODEL T1005**


Steelstring Master Grade Bookmatched Pair

**ONLY \$89<sup>95</sup>**

**MODEL T1006**

Steelstring AAAA Grade Bookmatched Pair

**ONLY \$69<sup>95</sup>**




### CURLY MAPLE BACK & SIDES SET

This highly figured wood is very hard to get, but with our connections and the fact that we buy other wood from this mill, we are able to get these select pieces in limited quantity. Our nice, white, super figured maple is sought after by many custom builders of fine acoustic instruments. Our supplier bluntly told us that all he had to do was make one phone call and it would be all gone - sight unseen in any quantity he could produce! Steelstring size in the AAAA grade only. 8½" x 22" for the backs and 34" x 4¾" for sides. One set consists of two pieces bookmatched backs and two pieces bookmatched sides. Very nice! Backs sanded to .115" to .120". Sides sanded to .095" to .100".

**MODEL T1007**

Steelstring AAAA Grade

**ONLY \$99<sup>95</sup>**



### FINGER BOARDS

Our Indian Rosewood fingerboards are in the AAA+ grade and air dried both at the mills in India as well as by us. Our Gaboon Ebony is of excellent quality with an approximate size of 20½" x 2¾" x ⅛" thick.

**MODEL T1008**

Indian Rosewood AAA+ Grade

**ONLY \$7<sup>95</sup>**

**MODEL T1009**

Gaboon Ebony Fingerboard - Top Grade

**ONLY \$14<sup>95</sup>**



### INDIAN ROSEWOOD BRIDGE

Used by both classical and steelstring builders, we offer two popular sizes in excellent quality AAA+ wood. Air dried.

**MODEL T1010**


15¾" x 1⅞" x ½" AAA+ Grade

**ONLY \$2<sup>95</sup>**

**MODEL T1011**

7¼" x 2⅞" x ⅞" AAA+ Grade

**ONLY \$3<sup>50</sup>**



### BRACING MATERIAL

Our Spruce and Cedar braces are actually milled from remnants left over from the quarter sawn soundboard billets. They are outstanding quality with tight growth rings and are kiln dried. Superb bracing for the custom builder.

**MODEL T1012**

Sitka Spruce - AAA+ Grade 20" x 2" x ¾"

**ONLY \$4<sup>50</sup>**

**MODEL T1013**

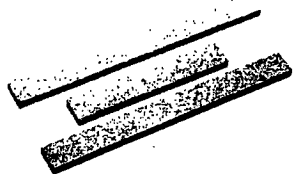
Sitka Spruce - AAA+ Grade 12" x 2" x ¾"

**ONLY \$2<sup>95</sup>**

**MODEL T1014**

Cedar - AAA+ Grade 20" x 2" x ¾"

**ONLY \$4<sup>50</sup>**



**CALL 24 HOURS A DAY FROM ANYWHERE IN THE U.S.A. 1-800-523-4777**

**253**

**WOOD****VENEER 4 OR MORE - 10% OFF**

Premium quality veneer with 10 mil backers are the answer for shops that do a lot of custom work. Choose either 2' x 8' or full 4' x 8' sheets. We also offer 2' x 8' sheets with pressure sensitive adhesive.




<b>FLAT CUT MAPLE</b>  H4000 4' x 8' \$41 <sup>95</sup> H4001 2' x 8' \$22 <sup>95</sup> H4002 2' x 8' PSA \$42 <sup>95</sup>	<b>QUARTERED MAPLE</b>  H4003 4' x 8' \$46 <sup>95</sup> H4004 2' x 8' \$25 <sup>95</sup> H4005 2' x 8' PSA \$45 <sup>95</sup>	<b>WHITE BIRCH</b>  H4006 4' x 8' \$66 <sup>95</sup> H4007 2' x 8' \$36 <sup>95</sup> H4008 2' x 8' PSA \$56 <sup>95</sup>	<b>FLAT CUT ASH</b>  H4009 4' x 8' \$48 <sup>95</sup> H4010 2' x 8' \$26 <sup>95</sup> H4011 2' x 8' PSA \$46 <sup>95</sup>	<b>CLEAR PINE</b>  H4012 4' x 8' \$46 <sup>95</sup> H4013 2' x 8' \$25 <sup>95</sup> H4014 2' x 8' PSA \$45 <sup>95</sup>
<b>QUARTERED WHITE OAK</b>  H4015 4' x 8' \$48 <sup>95</sup> H4016 2' x 8' \$26 <sup>95</sup> H4017 2' x 8' PSA \$46 <sup>95</sup>	<b>QUARTERED CHERRY</b>  H4018 4' x 8' \$51 <sup>95</sup> H4019 2' x 8' \$27 <sup>95</sup> H4020 2' x 8' PSA \$47 <sup>95</sup>	<b>QUARTERED RED OAK</b>  H4021 4' x 8' \$41 <sup>95</sup> H4022 2' x 8' \$22 <sup>95</sup> H4023 2' x 8' PSA \$42 <sup>95</sup>	<b>QUARTERED FIGURED ANEGRE</b>  H4024 4' x 8' \$93 <sup>95</sup> H4025 2' x 8' \$50 <sup>95</sup> H4026 2' x 8' PSA \$70 <sup>95</sup>	<b>FLAT CUT RED OAK</b>  H4027 4' x 8' \$35 <sup>95</sup> H4028 2' x 8' \$19 <sup>95</sup> H4029 2' x 8' PSA \$39 <sup>95</sup>
<b>FLAT CUT WHITE OAK</b>  H4030 4' x 8' \$40 <sup>95</sup> H4031 2' x 8' \$21 <sup>95</sup> H4032 2' x 8' PSA \$41 <sup>95</sup>	<b>FLAT CUT CHERRY</b>  H4033 4' x 8' \$41 <sup>95</sup> H4034 2' x 8' \$22 <sup>95</sup> H4035 2' x 8' PSA \$42 <sup>95</sup>	<b>LACEWOOD</b>  H4036 4' x 8' \$123 <sup>95</sup> H4037 2' x 8' \$66 <sup>95</sup> H4038 2' x 8' PSA \$86 <sup>95</sup>	<b>AROMATIC CEDAR</b>  H4039 4' x 8' \$65 <sup>95</sup> H4040 2' x 8' \$35 <sup>95</sup> H4041 2' x 8' PSA \$55 <sup>95</sup>	<b>PADAUK</b>  H4042 4' x 8' \$159 <sup>95</sup> H4043 2' x 8' \$86 <sup>95</sup> H4044 2' x 8' PSA \$106 <sup>95</sup>
<b>ZEBRAWOOD</b>  H4045 4' x 8' \$99 <sup>95</sup> H4046 2' x 8' \$54 <sup>95</sup> H4047 2' x 8' PSA \$74 <sup>95</sup>	<b>FLAT CUT HONDURAS MAHOGANY</b>  H4048 4' x 8' \$44 <sup>95</sup> H4049 2' x 8' \$24 <sup>95</sup> H4050 2' x 8' PSA \$44 <sup>95</sup>	<b>SANTOS ROSEWOOD</b>  H4051 4' x 8' \$115 <sup>95</sup> H4052 2' x 8' \$62 <sup>95</sup> H4053 2' x 8' PSA \$82 <sup>95</sup>	<b>QUARTERED HONDURAS MAHOGANY</b>  H4054 4' x 8' \$50 <sup>95</sup> H4055 2' x 8' \$27 <sup>95</sup> H4056 2' x 8' PSA \$47 <sup>95</sup>	<b>MACASSAR EBONY</b>  H4057 4' x 8' \$415 <sup>95</sup> H4058 2' x 8' \$225 <sup>95</sup> H4059 2' x 8' PSA \$245 <sup>95</sup>

**SPECIAL TURNING STOCK FOR POOL QUES, HANDLES, BOWLS ETC.**

	1 1/2" x 1 1/2" x 24"	2" x 2" x 24"	2" x 6" x 6"
WALNUT	H1981 \$5 <sup>60</sup>	H1982 \$10 <sup>15</sup>	H1983 \$5 <sup>60</sup>
ZEBRAWOOD	H1991 \$6 <sup>75</sup>	H1992 \$11 <sup>25</sup>	H1993 \$6 <sup>75</sup>
PADAUK	H1996 \$3 <sup>95</sup>	H1997 \$8 <sup>95</sup>	H1998 \$3 <sup>95</sup>
BUBINGA	H2001 \$6 <sup>25</sup>	H2002 \$10 <sup>75</sup>	H2003 \$6 <sup>25</sup>
PURPLEHEART	H2006 \$5 <sup>95</sup>	H2007 \$9 <sup>95</sup>	H2008 \$5 <sup>95</sup>
MAHOGANY	H2012 \$6 <sup>25</sup>	H2013 \$10 <sup>75</sup>	H2014 \$6 <sup>25</sup>
ASH	H2040 \$3 <sup>25</sup>	H2041 \$5 <sup>75</sup>	H2042 \$3 <sup>25</sup>
MAPLE	H2047 \$6 <sup>75</sup>	H2048 \$11 <sup>90</sup>	H2049 \$6 <sup>75</sup>
POPLAR	H2052 \$2 <sup>80</sup>	H2053 \$4 <sup>95</sup>	H2054 \$2 <sup>80</sup>
WHITE OAK	H2057 \$4 <sup>00</sup>	H2058 \$7 <sup>00</sup>	H2059 \$4 <sup>00</sup>
LACEWOOD	H2062 \$13 <sup>35</sup>	H2063 \$23 <sup>55</sup>	H2064 \$13 <sup>35</sup>
ROSEWOOD	H2067 \$2 <sup>60</sup>	H2068 \$4 <sup>55</sup>	H2069 \$2 <sup>60</sup>
RED OAK	H2072 \$4 <sup>15</sup>	H2073 \$7 <sup>20</sup>	H2074 \$4 <sup>15</sup>
CHERRY	H2084 \$7 <sup>35</sup>	H2085 \$12 <sup>95</sup>	H2086 \$7 <sup>35</sup>

## PEN BLANKS


Choose from a variety of different wood species and enjoy the satisfying hobby of turning your own writing pens. Convenient package of 5 pen blanks measure  $\frac{3}{4}$ " square by 5" long. Also available in 24" lengths.



	$\frac{3}{4}$ " x $\frac{3}{4}$ " x 5"	$\frac{3}{4}$ " x $\frac{3}{4}$ " x 24"
WALNUT	H2027 \$2 <sup>95</sup>	H1980 \$1 <sup>30</sup>
COCOBOLO	H2035 \$4 <sup>95</sup>	
ZEBRAWOOD	H2037 \$4 <sup>95</sup>	H1990 \$2 <sup>15</sup>
PADAUK	H2031 \$3 <sup>95</sup>	H1995 \$1 <sup>50</sup>
BUBINGA	H2034 \$4 <sup>95</sup>	H2000 \$1 <sup>65</sup>
PURPLEHEART	H2032 \$3 <sup>95</sup>	H2005 \$1 <sup>00</sup>
MAHOGANY	H2030 \$3 <sup>95</sup>	H2011 \$1 <sup>25</sup>
ASH	H2019 \$2 <sup>95</sup>	H2039 \$1 <sup>00</sup>
MAPLE	H2023 \$2 <sup>95</sup>	H2046 \$1 <sup>55</sup>
POPLAR	H2024 \$2 <sup>95</sup>	H2051 \$1 <sup>00</sup>
WHITE OAK	H2028 \$2 <sup>95</sup>	H2056 \$1 <sup>00</sup>
LACEWOOD	H2029 \$3 <sup>95</sup>	H2061 \$3 <sup>05</sup>
ROSEWOOD	H2036 \$4 <sup>95</sup>	H2066 \$1 <sup>00</sup>
RED OAK	H2026 \$2 <sup>95</sup>	H2071 \$1 <sup>00</sup>
BIRCH	H2020 \$2 <sup>95</sup>	H2044 \$1 <sup>00</sup>
BIRD'S EYE	H2021 \$2 <sup>95</sup>	H2045 \$2 <sup>15</sup>
RED CEDAR	H2025 \$2 <sup>95</sup>	H2076 \$1 <sup>00</sup>
GABOON EBONY	H2038 \$9 <sup>95</sup>	H2077 \$4 <sup>95</sup>
BOCOTE	H2033 \$4 <sup>95</sup>	
CHERRY	H2022 \$2 <sup>95</sup>	H2083 \$1 <sup>70</sup>

## VARIABLE SPEED MINI WOOD LATHE

Modelers and crafters: This is the lathe for you! The Model G9247 has features found on other mini-lathes costing hundreds of dollars more. You just won't find a better value anywhere!



GRIZC-04476


MODEL G9247 ONLY \$139<sup>95</sup>

### FEATURES:

- Variable speed motor 300 - 4750 R.P.M.
- Cast iron bed and headstock
- $\frac{3}{4}$ " x 16 TPI right hand spindle
- 5 $\frac{1}{16}$ " swing over bed
- 3 $\frac{1}{4}$ " swing over tool rest
- 12" between centers
- M.T. #1 spindle taper and tailstock taper
- $\frac{1}{4}$  H.P., 110V TEFC brush type motor
- 2.6 Amps
- Includes tool rest, live rolling center and spur center
- Overall dimensions: 27"L x 4 $\frac{3}{4}$ " D x 9 $\frac{1}{4}$ " H
- Shipping weight approx. 46 lbs.

### PEN MAKING STARTER KIT

This complete starter set includes:  $\frac{1}{32}$ " drill bit and 7mm mandrel kit, 2 polishing bars, 5 pen blanks (assorted species), curing agent, sanding strips and a detailed instruction manual. An excellent value!



MODEL H2330 Starter Kit ONLY \$65<sup>95</sup>  
MODEL H2331 Ballpoint 5 pk ONLY \$16<sup>95</sup>

### PEN RAM


Allows the pen maker to easily press together progressively longer pen segments on a moveable, stepped board.



MODEL H2326 ONLY \$34<sup>95</sup>

### PERFECT POLISH COMBO

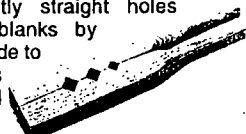
Lite and dark Perfect Pen Polish bars give a rich satin finish and remove fine scratches at the same time. 4 oz. bars.



MODEL H2329 ONLY \$7<sup>95</sup>

### PEN DRILLING JIG

Drill consistently straight holes through pen blanks by clamping one side to your drill press table. Designed for production.



MODEL H2327 ONLY \$14<sup>95</sup>

### CRYSTAL COAT

Just a drop of this mixture of shellac and water resistant carnauba wax produces a glass-like finish in seconds.



MODEL H2328 ONLY \$6<sup>95</sup>


CALL 24 HOURS A DAY FROM ANYWHERE IN THE U.S.A. 1-800-523-4777

255

# WOOD PARTS

## DOWEL PIN KIT


This generous assortment includes (50) 1/4" x 1 1/2", (20) 3/8" x 2" and (50) 3/8" x 1 1/2" computer-inspected pins. Housed in a heavy-gauge, see-through plastic container.



MODEL G4793 ONLY \$9<sup>95</sup>

## FLAT PLUG KITS


Flat-headed plugs in oak, walnut, cherry and birch. Conveniently packed in a snap-lock plastic container. Contains 100 plugs in each species.



MODEL G4796 1/2" Flat ONLY \$14<sup>95</sup>  
MODEL G4794 3/8" Flat ONLY \$12<sup>95</sup>

## OVAL PLUG KITS

Our 400-piece oval plug kits offer 100 plugs in oak, walnut, cherry and birch. Packed in four-compartment plastic container.




MODEL G4795 3/8" Oval ONLY \$12<sup>95</sup>  
MODEL G4797 1/2" Oval ONLY \$14<sup>95</sup>

# WOOD PARTS

## TABLE PINS


These birch table pins are 3/8" in diameter and are 1 1/4" long. One end is chamfered and the other end is tapered. A groove near the chamfered end limits glue squeeze out.



MODEL	SIZE	SPECIES	QTY.	PRICE
G3918	3/8" x 1 1/4"	Birch	100	\$4.00
G3919	3/8" x 1 1/4"	Birch	500	\$10.95

## FLOOR PLUGS

These end grain floor plugs duplicate pegged floors and can be used to hide installation screws. Plugs are chamfered to fit snugly in 5/8" holes and are 5/16" thick.



MODEL	SIZE	SPECIES	QTY.	PRICE
G3914	5/8" x 5/16"	Oak	100	\$6.00
G3915	5/8" x 5/16"	Oak	500	\$25.00
G3916	5/8" x 5/16"	Walnut	100	\$6.00
G3917	5/8" x 5/16"	Walnut	500	\$25.00

## FLAT SCREW PLUGS

Available in birch, oak, cherry and walnut, these plugs come in two sizes. They're tapered to fit snugly in counterbored screw-holes and fit flush to the surface.



MODEL	SIZE	SPECIES	QTY.	PRICE
G3882	3/8"	Birch	100	\$2.40
G3883	3/8"	Birch	500	\$11.00
G3884	3/8"	Oak	100	\$3.00
G3885	3/8"	Oak	500	\$13.50
G3886	3/8"	Cherry	100	\$4.00
G3887	3/8"	Cherry	500	\$17.50
G3888	3/8"	Walnut	100	\$4.50
G3889	3/8"	Walnut	500	\$18.00
G3890	1/2"	Birch	100	\$2.40
G3891	1/2"	Birch	500	\$11.00
G3892	1/2"	Oak	100	\$3.00
G3893	1/2"	Oak	500	\$13.50
G3894	1/2"	Cherry	100	\$4.00
G3895	1/2"	Cherry	500	\$17.50
G3896	1/2"	Walnut	100	\$4.50
G3897	1/2"	Walnut	500	\$18.00

GRIZC-04477



## DOWEL PINS

These computer-inspected dowel pins meet the demanding standards of high-speed drilling and dowel-driving equipment. Pins are chamfered for easy insertion and grooved for even glue distribution. Straight flutes are superior over spiral grooves as they virtually eliminate hydraulic pressure build up that can split joints.



MODEL	SIZE	QTY.	PRICE
G3872	1/4" x 1 1/2"	100	\$2.50
G3873	1/4" x 1 1/2"	500	\$11.00
G3874	3/8" x 1 1/2"	100	\$3.00
G3875	3/8" x 1 1/2"	500	\$12.00
G3876	3/8" x 2"	100	\$3.00
G3877	3/8" x 2"	500	\$13.00
G3878	1/2" x 2"	100	\$3.50
G3879	1/2" x 2"	500	\$15.00
G3880	1/2" x 2 1/2"	100	\$4.00
G3881	1/2" x 2 1/2"	500	\$18.00

## OVAL SCREW PLUGS

Similar to flat plugs, these oval plugs provide a finished look to screw fastened projects. These plugs are tapered to fit snugly in counterbored screw-holes and are available in two sizes in birch, oak, cherry or walnut. Oval plugs stand proud of the work surface and provide added detail.



MODEL	SIZE	SPECIES	QTY.	PRICE
G3898	3/8"	Birch	100	\$2.40
G3899	3/8"	Birch	500	\$10.00
G3900	3/8"	Oak	100	\$3.00
G3901	3/8"	Oak	500	\$13.50
G3902	3/8"	Cherry	100	\$4.00
G3903	3/8"	Cherry	500	\$17.50
G3904	3/8"	Walnut	100	\$4.50
G3905	3/8"	Walnut	500	\$18.00
G3906	1/2"	Birch	100	\$2.40
G3907	1/2"	Birch	500	\$10.95
G3908	1/2"	Oak	100	\$3.00
G3909	1/2"	Oak	500	\$13.50
G3910	1/2"	Cherry	100	\$4.00
G3911	1/2"	Cherry	500	\$17.50
G3912	1/2"	Walnut	100	\$4.50
G3913	1/2"	Walnut	500	\$18.00

**SANDING DISCS, BELTS, ETC.***Sanding Belts & Discs from ISO 9002 Factories***SANDING**


**BUY 3 OR  
MORE AND TAKE  
10% OFF!**

**ALUMINUM OXIDE DISCS  
5" DISCS**

MODEL	TYPE	GRIT	PRICE
G3698	5" PSA	60	\$2.95 /5 pk
G3699	5" PSA	80	\$2.95 /5 pk
G4234	5" PSA	100	\$2.95 /5 pk
G3700	5" PSA	120	\$2.95 /5 pk
G3701	5" PSA	150	\$2.95 /5 pk
G4235	5" PSA	180	\$2.95 /5 pk
G3702	5" PSA	220	\$2.95 /5 pk

**6" DISCS**

MODEL	TYPE	GRIT	PRICE
G1445	6" PSA	60	\$2.95 /3 pk
G4236	6" PSA	80	\$2.95 /3 pk
G1446	6" PSA	100	\$2.95 /3 pk
G4237	6" PSA	120	\$2.95 /3 pk
G1447	6" PSA	150	\$2.95 /3 pk
G4238	6" PSA	180	\$2.95 /3 pk
G4239	6" PSA	220	\$2.95 /3 pk

**8" DISCS**

MODEL	TYPE	GRIT	PRICE
G1211	8" PSA	60	\$3.49 /3 pk
G4240	8" PSA	80	\$3.49 /3 pk
G1212	8" PSA	100	\$3.49 /3 pk
G4241	8" PSA	120	\$3.49 /3 pk
G1213	8" PSA	150	\$3.49 /3 pk
G4242	8" PSA	180	\$3.49 /3 pk
G4243	8" PSA	220	\$3.49 /3 pk

**9" DISCS**

MODEL	TYPE	GRIT	PRICE
G1217	9" PSA	60	\$2.95 /2 pk
G4244	9" PSA	80	\$2.95 /2 pk
G1218	9" PSA	100	\$2.95 /2 pk
G4245	9" PSA	120	\$2.95 /2 pk
G1219	9" PSA	150	\$2.95 /2 pk
G4246	9" PSA	180	\$2.95 /2 pk
G4247	9" PSA	220	\$2.95 /2 pk

**10" DISCS**

MODEL	TYPE	GRIT	PRICE
G4248	10" PSA	60	\$3.49 /2 pk
G4249	10" PSA	80	\$3.49 /2 pk
G4250	10" PSA	100	\$3.49 /2 pk
G4251	10" PSA	120	\$3.49 /2 pk
G4252	10" PSA	150	\$3.49 /2 pk
G4253	10" PSA	180	\$3.49 /2 pk
G4254	10" PSA	220	\$3.49 /2 pk

**12" DISCS**

MODEL	TYPE	GRIT	PRICE
G1220	12" PSA	60	\$4.49 /2 pk
G4255	12" PSA	80	\$4.49 /2 pk
G1221	12" PSA	100	\$4.49 /2 pk
G4256	12" PSA	120	\$4.49 /2 pk
G1222	12" PSA	150	\$4.49 /2 pk
G4257	12" PSA	180	\$4.49 /2 pk
G4258	12" PSA	220	\$4.49 /2 pk

**20" DISCS**

MODEL	TYPE	GRIT	PRICE
G1554	20" PSA	60	\$12.95 /2 pk
G1555	20" PSA	80	\$12.95 /2 pk
G1556	20" PSA	100	\$12.95 /2 pk
G4259	20" PSA	120	\$12.95 /2 pk
G1557	20" PSA	150	\$12.95 /2 pk
G4260	20" PSA	180	\$12.95 /2 pk
G4261	20" PSA	220	\$12.95 /2 pk

**ALUMINUM OXIDE BELTS  
1" x 42" BELTS**

GRIT	MODEL	PRICE	MODEL	PRICE
60	G1208	\$1.95/2 pk	H3501	\$6.95/10 pk
80	G4262	\$1.95/2 pk	H3502	\$6.95/10 pk
100	G1209	\$1.95/2 pk	H3503	\$6.95/10 pk
120	G4263	\$1.95/2 pk	H3504	\$6.95/10 pk
150	G1210	\$1.95/2 pk	H3505	\$6.95/10 pk
180	G4264	\$1.95/2 pk	H3506	\$6.95/10 pk
220	G4265	\$1.95/2 pk	H3507	\$6.95/10 pk

**2" x 72" BELTS**

GRIT	MODEL	PRICE	MODEL	PRICE
60	G2744	\$4.95/2 pk	H3508	\$18.95/10 pk
80	G4267	\$4.95/2 pk	H3509	\$18.95/10 pk
100	G2745	\$4.95/2 pk	H3510	\$18.95/10 pk
120	G4268	\$4.95/2 pk	H3511	\$18.95/10 pk
150	G2746	\$4.95/2 pk	H3512	\$18.95/10 pk
180	G4269	\$4.95/2 pk	H3513	\$18.95/10 pk
220	G2747	\$4.95/2 pk	H3514	\$18.95/10 pk

**6" x 48" ASSORTED  
SANDING BELTS**MODEL G6683 3 Pack ONLY \$10<sup>95</sup>**3" x 21" BELTS**

MODEL	TYPE	GRIT	PRICE
G3595	3" x 21"	60	\$1.95 /2 pk
G4270	3" x 21"	80	\$1.95 /2 pk
G3596	3" x 21"	100	\$1.95 /2 pk
G3597	3" x 21"	120	\$1.95 /2 pk
G3598	3" x 21"	150	\$1.95 /2 pk
G4271	3" x 21"	180	\$1.95 /2 pk
G4272	3" x 21"	220	\$1.95 /2 pk

**3" x 24" BELTS**

MODEL	TYPE	GRIT	PRICE
G2073	3" x 24"	60	\$2.49 /2 pk
G4273	3" x 24"	80	\$2.49 /2 pk
G2074	3" x 24"	100	\$2.49 /2 pk
G2075	3" x 24"	120	\$2.49 /2 pk
G2076	3" x 24"	150	\$2.49 /2 pk
G4274	3" x 24"	180	\$2.49 /2 pk
G4275	3" x 24"	220	\$2.49 /2 pk

**4" x 24" BELTS**

MODEL	TYPE	GRIT	PRICE
G2126	4" x 24"	60	\$3.95 /2 pk
G4276	4" x 24"	80	\$3.95 /2 pk
G2127	4" x 24"	100	\$3.95 /2 pk
G2128	4" x 24"	120	\$3.95 /2 pk
G2129	4" x 24"	150	\$3.95 /2 pk
G4277	4" x 24"	180	\$3.95 /2 pk
G4278	4" x 24"	220	\$3.95 /2 pk

**4" x 36" BELTS**

MODEL	TYPE	GRIT	PRICE
G1442	4" x 36"	60	\$4.95 /2 pk
G4279	4" x 36"	80	\$4.95 /2 pk
G1443	4" x 36"	100	\$4.95 /2 pk
G4280	4" x 36"	120	\$4.95 /2 pk
G1444	4" x 36"	150	\$4.95 /2 pk
G4281	4" x 36"	180	\$4.95 /2 pk
G4282	4" x 36"	220	\$4.95 /2 pk

**6" x 48" BELTS**

GRIT	MODEL	PRICE	MODEL	PRICE
60	G1214	\$7.95/2 pk	H3515	\$34.95/10 pk
80	G4283	\$7.95/2 pk	H3516	\$34.95/10 pk
100	G1215	\$7.95/2 pk	H3517	\$34.95/10 pk
120	G4284	\$7.95/2 pk	H3518	\$34.95/10 pk
150	G1216	\$7.95/2 pk	H3519	\$34.95/10 pk
180	G4285	\$7.95/2 pk	H3520	\$34.95/10 pk
220	G4286	\$7.95/2 pk	H3521	\$34.95/10 pk

**6" x 80" BELTS**

MODEL	TYPE	GRIT	PRICE
G1532	6" x 80"	60	\$12.95 /2 pk
G4287	6" x 80"	80	\$12.95 /2 pk
G1533	6" x 80"	100	\$12.95 /2 pk
G4288	6" x 80"	120	\$12.95 /2 pk
G1534	6" x 80"	150	\$12.95 /2 pk
G4289	6" x 80"	180	\$12.95 /2 pk
G4290	6" x 80"	220	\$12.95 /2 pk
G4878	6" x 80"	*	\$17.95 /3 pk

\* 60, 80, 180 Grit Silicone Carbide

**CALL 24 HOURS A DAY FROM ANYWHERE IN THE U.S.A. 1-800-523-4777****257**

**SANDING**

# SANDING DISCS, BELTS, ETC. (CONTINUED)

## SILICONE CARBIDE BELTS 1" x 42" BELTS

MODEL	TYPE	GRIT	PRICE
G4291	1" x 42"	60	\$2.49 /2 pk
G4292	1" x 42"	80	\$2.49 /2 pk
G4293	1" x 42"	100	\$2.49 /2 pk
G4294	1" x 42"	120	\$2.49 /2 pk
G4295	1" x 42"	150	\$2.49 /2 pk
G4296	1" x 42"	180	\$2.49 /2 pk
G4297	1" x 42"	220	\$2.49 /2 pk

## 2" x 72" BELTS BEST QUALITY

MODEL	TYPE	GRIT	PRICE
G4872	2" x 72"	80	\$9.95 /ea
G4873	2" x 72"	150	\$9.95 /ea
G4874	2" x 72"	240	\$9.95 /ea
G4875	2" x 72"	320	\$9.95 /ea
G4876	2" x 72"	6000	\$9.95 /ea

## 2" x 72" BELTS GOOD QUALITY

MODEL	TYPE	GRIT	PRICE
G2748	2" x 72"	60	\$5.95 /2 pk
G4298	2" x 72"	80	\$5.95 /2 pk
G2749	2" x 72"	100	\$5.95 /2 pk
G4299	2" x 72"	120	\$5.95 /2 pk
G2750	2" x 72"	150	\$5.95 /2 pk
G4300	2" x 72"	180	\$5.95 /2 pk
G2751	2" x 72"	220	\$5.95 /2 pk

## 3" x 28" BELTS

MODEL	TYPE	GRIT	PRICE
G2983	3" x 28"	60	\$3.49 /2 pk
G4301	3" x 28"	80	\$3.49 /2 pk
G2984	3" x 28"	100	\$3.49 /2 pk
G4302	3" x 28"	120	\$3.49 /2 pk
G2985	3" x 28"	150	\$3.49 /2 pk
G4303	3" x 28"	180	\$3.49 /2 pk
G2986	3" x 28"	220	\$3.49 /2 pk

## ALUMINUM OXIDE HARD SLEEVES

### 1/4" DIA. HARD SLEEVES

MODEL	TYPE	GRIT	PRICE
G3558	1/4" x 5"	60	\$ .99 ea
G3559	1/4" x 5"	80	\$ .99 ea
G4304	1/4" x 5"	100	\$ .99 ea
G3560	1/4" x 5"	120	\$ .99 ea
G4305	1/4" x 5"	150	\$ .99 ea

### 3/8" DIA. HARD SLEEVES

MODEL	TYPE	GRIT	PRICE
G3561	3/8" x 6"	60	\$1.29 ea
G3562	3/8" x 6"	80	\$1.29 ea
G4306	3/8" x 6"	100	\$1.29 ea
G3563	3/8" x 6"	120	\$1.29 ea
G4307	3/8" x 6"	150	\$1.29 ea

### 1/2" DIA. HARD SLEEVES

MODEL	TYPE	GRIT	PRICE
G2502	1/2" x 1/2"	60	\$ .99 /3 pk
G4308	1/2" x 1/2"	80	\$ .99 /3 pk
G4309	1/2" x 1/2"	100	\$ .99 /3 pk
G4310	1/2" x 1/2"	120	\$ .99 /3 pk
G4311	1/2" x 1/2"	150	\$ .99 /3 pk
G2508	1/2" x 2"	60	\$ .99 /3 pk
G4312	1/2" x 2"	80	\$ .99 /3 pk
G4313	1/2" x 2"	100	\$ .99 /3 pk
G4314	1/2" x 2"	120	\$ .99 /3 pk
G4315	1/2" x 2"	150	\$ .99 /3 pk
G3564	1/2" x 6"	60	\$1.29 ea
G3565	1/2" x 6"	80	\$1.29 ea
G4316	1/2" x 6"	100	\$1.29 ea
G3566	1/2" x 6"	120	\$1.29 ea
G4317	1/2" x 6"	150	\$1.29 ea

### 5/8" DIA. HARD SLEEVES

MODEL	TYPE	GRIT	PRICE
G3567	5/8" x 6"	60	\$1.49 ea
G3568	5/8" x 6"	80	\$1.49 ea
G4318	5/8" x 6"	100	\$1.49 ea
G3569	5/8" x 6"	120	\$1.49 ea
G4319	5/8" x 6"	150	\$1.49 ea

### 3/4" DIA. HARD SLEEVES

MODEL	TYPE	GRIT	PRICE
G2503	3/4" x 1"	60	\$1.09 /3 pk
G4320	3/4" x 1"	80	\$1.09 /3 pk
G4321	3/4" x 1"	100	\$1.09 /3 pk
G4322	3/4" x 1"	120	\$1.09 /3 pk
G4323	3/4" x 1"	150	\$1.09 /3 pk
G2509	3/4" x 2"	60	\$1.29 /3 pk
G4324	3/4" x 2"	80	\$1.29 /3 pk
G4325	3/4" x 2"	100	\$1.29 /3 pk
G4326	3/4" x 2"	120	\$1.29 /3 pk
G4327	3/4" x 2"	150	\$1.29 /3 pk
G3570	3/4" x 9"	60	\$1.99 ea
G3571	3/4" x 9"	80	\$1.99 ea
G4328	3/4" x 9"	100	\$1.99 ea
G3572	3/4" x 9"	120	\$1.99 ea
G4329	3/4" x 9"	150	\$1.99 ea

### 1" DIA. HARD SLEEVES

MODEL	TYPE	GRIT	PRICE
G2504	1" x 1"	60	\$1.19 /3 pk
G4330	1" x 1"	80	\$1.19 /3 pk
G4331	1" x 1"	100	\$1.19 /3 pk
G4332	1" x 1"	120	\$1.19 /3 pk
G4333	1" x 1"	150	\$1.19 /3 pk
G2510	1" x 2"	60	\$1.49 /3 pk
G4334	1" x 2"	80	\$1.49 /3 pk
G4335	1" x 2"	100	\$1.49 /3 pk
G4336	1" x 2"	120	\$1.49 /3 pk
G4337	1" x 2"	150	\$1.49 /3 pk



### 1" DIA. HARD SLEEVES

MODEL	TYPE	GRIT	PRICE
G3599	1" x 9"	60	\$1.99 ea
G3600	1" x 9"	80	\$1.99 ea
G4338	1" x 9"	100	\$1.99 ea
G3601	1" x 9"	120	\$1.99 ea
G4339	1" x 9"	150	\$1.99 ea

### 1 1/2" DIA. HARD SLEEVES

MODEL	TYPE	GRIT	PRICE
G2505	1 1/2" x 1 1/2"	60	\$1.29 /3 pk
G4340	1 1/2" x 1 1/2"	80	\$1.29 /3 pk
G4341	1 1/2" x 1 1/2"	100	\$1.29 /3 pk
G4342	1 1/2" x 1 1/2"	120	\$1.29 /3 pk
G4343	1 1/2" x 1 1/2"	150	\$1.29 /3 pk
G2511	1 1/2" x 2"	60	\$1.49 /3 pk
G4344	1 1/2" x 2"	80	\$1.49 /3 pk
G4345	1 1/2" x 2"	100	\$1.49 /3 pk
G4346	1 1/2" x 2"	120	\$1.49 /3 pk
G4347	1 1/2" x 2"	150	\$1.49 /3 pk
G3573	1 1/2" x 4 1/4"	60	\$1.49 ea
G3574	1 1/2" x 4 1/4"	80	\$1.49 ea
G4348	1 1/2" x 4 1/4"	100	\$1.49 ea
G3575	1 1/2" x 4 1/4"	120	\$1.49 ea
G4349	1 1/2" x 4 1/4"	150	\$1.49 ea
G3602	1 1/2" x 9"	60	\$1.99 ea
G3603	1 1/2" x 9"	80	\$1.99 ea
G4350	1 1/2" x 9"	100	\$1.99 ea
G3604	1 1/2" x 9"	120	\$1.99 ea
G4351	1 1/2" x 9"	150	\$1.99 ea

### 2" DIA. HARD SLEEVES

MODEL	TYPE	GRIT	PRICE
G2506	2" x 1 1/2"	60	\$1.49 /3 pk
G4352	2" x 1 1/2"	80	\$1.49 /3 pk
G4353	2" x 1 1/2"	100	\$1.49 /3 pk
G4354	2" x 1 1/2"	120	\$1.49 /3 pk
G4355	2" x 1 1/2"	150	\$1.49 /3 pk
G3216	2" x 2"	60	\$1.99 /3 pk
G4356	2" x 2"	80	\$1.99 /3 pk
G4357	2" x 2"	100	\$1.99 /3 pk
G4358	2" x 2"	120	\$1.99 /3 pk
G4359	2" x 2"	150	\$1.99 /3 pk
G3605	2" x 9"	60	\$2.29 ea
G3606	2" x 9"	80	\$2.29 ea
G4360	2" x 9"	100	\$2.29 ea
G3607	2" x 9"	120	\$2.29 ea
G4361	2" x 9"	150	\$2.29 ea

# SANDING DISCS, BELTS, ETC. (CONTINUED)

GRIZC-04480

**SANDING**




## 3" DIA. HARD SLEEVES

MODEL	TYPE	GRIT	PRICE
G1287	3" x 3"	60	\$1.29 ea
G4362	3" x 3"	80	\$1.29 ea
G1288	3" x 3"	100	\$1.29 ea
G4363	3" x 3"	120	\$1.29 ea
G1289	3" x 3"	150	\$1.29 ea
G3608	3" x 9"	60	\$3.49 ea
G3609	3" x 9"	80	\$3.49 ea
G4364	3" x 9"	100	\$3.49 ea
G3610	3" x 9"	120	\$3.49 ea
G4365	3" x 9"	150	\$3.49 ea

## 4" DIA. HARD SLEEVES

MODEL	TYPE	GRIT	PRICE
G3611	4" x 9"	60	\$4.49 ea
G3612	4" x 9"	80	\$4.49 ea
G4366	4" x 9"	100	\$4.49 ea
G3613	4" x 9"	120	\$4.49 ea
G4367	4" x 9"	150	\$4.49 ea



## ALUMINUM OXIDE SOFT SLEEVES 3" DIA. SOFT SLEEVES

MODEL	TYPE	GRIT	PRICE
G4371	3" x 6"	60	\$2.29 ea
G4372	3" x 6"	80	\$2.29 ea
G4373	3" x 6"	100	\$2.29 ea
G4374	3" x 6"	120	\$2.29 ea
G4375	3" x 6"	150	\$2.29 ea

## 4" DIA. SOFT SLEEVES

MODEL	TYPE	GRIT	PRICE
G1623	4" x 6"	60	\$2.95 ea
G4379	4" x 6"	80	\$2.95 ea
G1628	4" x 6"	100	\$2.95 ea
G4380	4" x 6"	120	\$2.95 ea
G1624	4" x 6"	150	\$2.95 ea

## SILICON CARBIDE SOFT SLEEVES 3" DIAMETER


MODEL	TYPE	GRIT	PRICE
G4384	3" x 6"	60	\$2.95 ea
G4385	3" x 6"	80	\$2.95 ea
G1973	3" x 6"	100	\$2.95 ea
G4386	3" x 6"	120	\$2.95 ea
G1974	3" x 6"	150	\$2.95 ea

## 4" DIAMETER (SILICON CARBIDE)

MODEL	TYPE	GRIT	PRICE
G4387	4" x 6"	60	\$3.95 ea
G4388	4" x 6"	80	\$3.95 ea
G1975	4" x 6"	100	\$3.95 ea
G4389	4" x 6"	120	\$3.95 ea
G1976	4" x 6"	150	\$3.95 ea

## 6" DIAMETER (SILICON CARBIDE)

MODEL	TYPE	GRIT	PRICE
G4390	6" x 6"	60	\$4.49 ea
G4391	6" x 6"	80	\$4.49 ea
G1977	6" x 6"	100	\$4.49 ea
G4392	6" x 6"	120	\$4.49 ea
G1978	6" x 6"	150	\$4.49 ea



## EMERY CLOTH ROLLS 1 1/2" WIDE

MODEL	TYPE	GRIT	PRICE
G3651	1 1/2" x 15 ft.	60	\$2.95 ea
G3650	1 1/2" x 15 ft.	100	\$2.95 ea
G3649	1 1/2" x 15 ft.	180	\$2.95 ea

## ALUMINUM OXIDE SANDING ROLLS 1" WIDE


MODEL	TYPE	GRIT	PRICE
G2994	1" x 10 yds.	60	\$3.49 ea
G2995	1" x 10 yds.	80	\$3.49 ea
G4398	1" x 10 yds.	100	\$3.49 ea
G2996	1" x 10 yds.	120	\$3.49 ea
G2997	1" x 10 yds.	150	\$3.49 ea
G4399	1" x 10 yds.	180	\$3.49 ea
G2998	1" x 10 yds.	220	\$3.49 ea

## 3" WIDE ROLLS

MODEL	TYPE	GRIT	PRICE
G3071	3" x 10 ft.	60	\$3.49 ea
G3072	3" x 10 ft.	80	\$3.49 ea
G3073	3" x 10 ft.	100	\$3.49 ea
G3074	3" x 10 ft.	120	\$3.49 ea
G4400	3" x 10 ft.	150	\$3.49 ea
G4401	3" x 10 ft.	180	\$3.49 ea
G4402	3" x 10 ft.	220	\$3.49 ea

## 6" WIDE ROLLS

MODEL	TYPE	GRIT	PRICE
G2787	6" x 50 ft.	60	\$39.95 ea
G2788	6" x 50 ft.	100	\$29.95 ea
G2789	6" x 50 ft.	150	\$29.95 ea



## STROKE SANDER BELTS 6" x 186" BELTS

These high quality  
"J" weight cloth backed belts  
last longer, sand smoother!

MODEL	TYPE	GRIT	PRICE
G5443	6" x 186"	60	\$15.95 ea
G5444	6" x 186"	80	\$15.95 ea
G5445	6" x 186"	100	\$15.95 ea
G5446	6" x 186"	120	\$15.95 ea
G5447	6" x 186"	150	\$15.95 ea
G5448	6" x 186"	180	\$15.95 ea
G5449	6" x 186"	220	\$15.95 ea

## SPRAY ADHESIVE

Perfect for securing sand-  
paper to sanding discs  
and paper patterns and  
templates to workpieces.  
Spray on one surface for  
a tacky, re-positionable  
bond or both surfaces  
for a permanent bond.  
Non-wrinkling and water  
resistant. 15.6 fl. oz.




MODEL G4407 ONLY \$6<sup>95</sup>

CALL 24 HOURS A DAY FROM ANYWHERE IN THE U.S.A. 1-800-523-4777

259



# SANDING



## SANDING

### 9" x 11" SHEETS

We offer a variety of 9" x 11" sanding sheets in convenient 10 packs in 80 - 220 grits for just about any requirement. From our paper and cloth backed aluminum oxide sandpaper to our silicon carbide wet/dry sandpaper, we have what you need when it comes to finishing your fine projects.

### SHEET SANDPAPER A/O

GRIT	MODEL	PRICE	MODEL	PRICE
80	G6194	\$2.95/10 pk		
100	G6195	\$2.95/10 pk	H3522	\$13.95/50 pk
120	G6196	\$2.95/10 pk	H3523	\$13.95/50 pk
150	G6197	\$2.95/10 pk	H3524	\$13.95/50 pk
180	G6198	\$2.95/10 pk	H3525	\$13.95/50 pk
220	G6199	\$2.95/10 pk	H3526	\$13.95/50 pk

### CLOTH BACKED SANDPAPER A/O

MODEL	TYPE	GRIT	PRICE
G6207	9" x 11"	80	\$8.49 /10 pk
G6208	9" x 11"	100	\$7.95 /10 pk
G6209	9" x 11"	120	\$7.95 /10 pk
G6210	9" x 11"	150	\$7.95 /10 pk
G6211	9" x 11"	180	\$7.95 /10 pk
G6212	9" x 11"	220	\$7.95 /10 pk

### HEAVY PAPER BACKED SANDPAPER

MODEL	TYPE	GRIT	PRICE
G6225	9" x 11"	60	\$4.25 /10 pk
G6226	9" x 11"	80	\$3.95 /10 pk
G6227	9" x 11"	100	\$3.95 /10 pk
G6228	9" x 11"	120	\$3.95 /10 pk
G6229	9" x 11"	150	\$3.95 /10 pk

### WET/DRY SANDPAPER S/C

GRIT	MODEL	PRICE	MODEL	PRICE
100	G6200	\$4.95/10 pk	H3527	\$22.95/50 pk
120	G6201	\$4.95/10 pk	H3528	\$22.95/50 pk
180	G6202	\$4.95/10 pk	H3529	\$22.95/50 pk
220	G6203	\$4.95/10 pk	H3530	\$22.95/50 pk
240	G6204	\$4.95/10 pk	H3531	\$22.95/50 pk
320	G6205	\$4.95/10 pk	H3532	\$22.95/50 pk
400	G6206	\$4.95/10 pk	H3533	\$22.95/50 pk

## SANDING DISCS

### PSA ROLLS

These aluminum oxide sanding discs are backed with pressure sensitive adhesive (PSA). Discs come in convenient rolls of 100 discs per roll.



MODEL	TYPE	GRIT	PRICE
G6213	5"	80	\$17.95 /roll
G6214	5"	100	\$15.95 /roll
G6215	5"	120	\$15.95 /roll
G6216	5"	150	\$15.95 /roll
G6217	5"	180	\$15.95 /roll
G6218	5"	220	\$15.95 /roll
G6219	6"	80	\$23.95 /roll
G6220	6"	100	\$21.95 /roll
G6221	6"	120	\$21.95 /roll
G6222	6"	150	\$21.95 /roll
G6223	6"	180	\$21.95 /roll
G6224	6"	220	\$21.95 /roll

### 5" & 5 HOLE DISCS

Pre-stamped hook and loop backed discs have 5 hole dust collection pattern.

GRIT	MODEL	PRICE	MODEL	PRICE
60	G6407	\$17.95 /5 pk	H3534	\$15.95/50 pk
80	G6408	\$17.95 /5 pk	H3535	\$15.95/50 pk
100	G6409	\$17.95 /5 pk	H3536	\$15.95/50 pk
120	G6410	\$17.95 /5 pk	H3537	\$15.95/50 pk
150	G6411	\$17.95 /5 pk	H3538	\$15.95/50 pk
220	G6412	\$17.95 /5 pk	H3539	\$15.95/50 pk

### 5" & 8 HOLE DISCS

Pre-stamped hook and loop backed discs have 8 hole dust collection pattern.

GRIT	MODEL	PRICE	MODEL	PRICE
60	G2912	\$17.95 /5 pk	H3540	\$15.95/50 pk
80	G2913	\$17.95 /5 pk	H3541	\$15.95/50 pk
120	G2914	\$17.95 /5 pk	H3542	\$15.95/50 pk
180	G2915	\$17.95 /5 pk	H3543	\$15.95/50 pk
240	G2916	\$17.95 /5 pk	H3544	\$15.95/50 pk

### 6" & 6 HOLE DISCS

Pre-stamped hook and loop backed discs have 6 hole dust collection pattern.

MODEL	SIZE	GRIT	PRICE
G3490	6"	60	\$1.89 /5 pk
G3491	6"	80	\$1.89 /5 pk
G3492	6"	120	\$1.89 /5 pk
G3493	6"	180	\$1.89 /5 pk
G3494	6"	240	\$1.89 /5 pk

GRIZC-04481

## MISCELLANEOUS ABRASIVES

Available in 5 and 10 pound packages, these random sheets are terrific for hand-sanding or for cutting into 1/4 size sheets for electric palm sanders.



MODEL G3819	5 lb.	ONLY \$9.95
MODEL G3820	10 lb.	ONLY \$15.95

### 1/4 SHEET SANDPAPER HOOK & LOOP

Ideal for hook and loop palm sanders, these felt backed aluminum oxide sanding sheets come in the most popular grits for fine finishing. Sanding sheets measure 4 1/2" x 5 1/2".



MODEL	TYPE	GRIT	PRICE
G3864	Hook & Loop	100	\$1.69 /5 pk
G3865	Hook & Loop	150	\$1.69 /5 pk
G3866	Hook & Loop	220	\$1.69 /5 pk

## CARBIDE SANDING DISCS

Attach these carbide sanding discs to your angle grinder and watch the sawdust fly. Lasts much longer than conventional discs. Choose from two profiles.




MODEL	TYPE	GRIT	PRICE
G6734	4" Dish	Coarse	\$29.95
G6735	4" Dish	Med	\$29.95
G6736	4" Disc	Coarse	\$29.95
G6737	7" Disc	Coarse	\$49.95



GRIZC-04482

**SANDING SPONGES**

These Sanding Sponges with sharp silicon carbide grit and foam backings provide conformability for hand finishing.



MODEL	SIZE	GRIT	PRICE
H3994	3 1/4" x 4 1/4" x 1/2"	100	\$1.45
H3995	3 1/2" x 4 1/4" x 1/2"	150	\$1.45
H3996	3 3/4" x 4 1/4" x 1/2"	180	\$1.45
H3997	2 1/4" x 4" x 1"	100	\$1.95
H3998	2 1/4" x 4" x 1"	180	\$1.95


**SILVER A/O "A" WEIGHT PSA DISCS, 100 CT.**

These PSA Discs resist loading and feature improved edge tear resistance for excellent cut and life.

MODEL	SIZE	HOLE	GRIT	PRICE
H4122	5"	5	400	\$14.95
H4123	5"	5	320	\$14.95
H4124	5"	5	280	\$14.95
H4125	5"	5	240	\$14.95
H4126	5"	5	220	\$14.95
H4127	5"	5	180	\$14.95
H4128	5"	5	150	\$14.95
H4129	5"	5	120	\$14.95
H4130	5"	5	100	\$14.95
H4131	5"	5	80	\$15.95
H4132	5"	8	400	\$19.95
H4133	5"	8	320	\$19.95
H4134	5"	8	280	\$19.95
H4135	5"	8	240	\$19.95
H4136	5"	8	220	\$19.95
H4137	5"	8	180	\$19.95
H4138	5"	8	150	\$19.95
H4139	5"	8	120	\$19.95
H4140	5"	8	100	\$19.95
H4141	5"	8	80	\$21.95

**8-TRAY SANDPAPER STORAGE STAND**

This sandpaper storage stand with eight sliding trays is the perfect way to protect, sort and store standard sized sandpaper sheets. Open-front trays allow easy sandpaper identification by either sight or feel. Each tray measures 10" wide by 12" deep and will hold up to 50 full size sandpaper sheets.


MODEL H2629- ONLY \$34<sup>95</sup>**SANDING****SILVER A/O "A" WEIGHT H & L DISCS, 100 CT.**

These Hook & Loop Discs resist loading and feature improved edge tear resistance for excellent cut and life.

MODEL	SIZE	HOLE	GRIT	PRICE
H4060	5"	5	400	\$19.95
H4061	5"	5	320	\$19.95
H4062	5"	5	280	\$19.95
H4063	5"	5	240	\$19.95
H4064	5"	5	220	\$19.95
H4065	5"	5	180	\$19.95
H4066	5"	5	150	\$19.95
H4067	5"	5	120	\$19.95
H4068	5"	5	100	\$19.95
H4069	5"	5	80	\$21.95
H4070	5"	8	400	\$19.95
H4071	5"	8	320	\$19.95
H4072	5"	8	280	\$19.95
H4073	5"	8	240	\$19.95
H4074	5"	8	220	\$19.95
H4075	5"	8	180	\$19.95
H4076	5"	8	150	\$19.95
H4077	5"	8	120	\$19.95
H4078	5"	8	100	\$19.95
H4079	5"	8	80	\$21.95
H4080	6"	6	400	\$25.95
H4081	6"	6	320	\$25.95
H4082	6"	6	280	\$25.95
H4083	6"	6	240	\$25.95
H4084	6"	6	220	\$25.95
H4085	6"	6	180	\$25.95
H4086	6"	6	150	\$25.95
H4087	6"	6	120	\$25.95
H4088	6"	6	100	\$25.95
H4089	6"	6	80	\$29.95

**SANDING BLOCKS**

These beautiful hardwood sanding blocks feature felt pads, ergonomically shaped bodies and convenient sandpaper attachment and removal. Top-mounted knurled brass knob mechanism secures sandpaper so there's no slipping or tearing. Small Block uses one sixth sanding sheet and Large Block use one third sanding sheet.



MODEL H2527 Small ONLY \$12<sup>95</sup>  
MODEL H2528 Large ONLY \$19<sup>95</sup>

**GOLD ROLLS "C" WEIGHT**

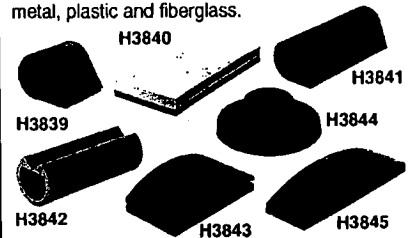
These aluminum oxide Gold Rolls resist loading.



MODEL	SIZE	GRIT	PRICE
H4090	120' 2 1/4" Plain	600	\$10.95
H4091	120' 2 1/4" Plain	500	\$10.95
H4092	120' 2 1/4" Plain	400	\$10.95
H4093	120' 2 1/4" Plain	320	\$10.95
H4094	120' 2 1/4" Plain	280	\$10.95
H4095	120' 2 1/4" Plain	220	\$10.95
H4096	120' 2 1/4" Plain	150	\$10.95
H4097	120' 2 1/4" Plain	100	\$10.95
H4098	30' 4 1/2" Plain	600	\$9.95
H4099	30' 4 1/2" Plain	500	\$9.95
H4100	30' 4 1/2" Plain	400	\$9.95
H4101	30' 4 1/2" Plain	320	\$9.95
H4102	30' 4 1/2" Plain	280	\$9.95
H4103	30' 4 1/2" Plain	220	\$9.95
H4104	30' 4 1/2" Plain	150	\$9.95
H4105	30' 4 1/2" Plain	100	\$9.95
H4106	120' 2 1/4" PSA	600	\$25.95
H4107	120' 2 1/4" PSA	500	\$25.95
H4108	120' 2 1/4" PSA	400	\$25.95
H4109	120' 2 1/4" PSA	320	\$25.95
H4110	120' 2 1/4" PSA	280	\$25.95
H4111	120' 2 1/4" PSA	220	\$25.95
H4112	120' 2 1/4" PSA	150	\$25.95
H4113	120' 2 1/4" PSA	100	\$19.95
H4114	30' 4 1/2" PSA	600	\$14.95
H4115	30' 4 1/2" PSA	500	\$14.95
H4116	30' 4 1/2" PSA	400	\$14.95
H4117	30' 4 1/2" PSA	320	\$14.95
H4118	30' 4 1/2" PSA	280	\$14.95
H4119	30' 4 1/2" PSA	220	\$14.95
H4120	30' 4 1/2" PSA	150	\$14.95
H4121	30' 4 1/2" PSA	100	\$14.95

**HAND SANDERS**

These flexible sanders in a variety of shapes and sizes are great for hobbyists and professionals. Use them with wet or dry sandpaper on wood, metal, plastic and fiberglass.




MODEL	SIZE	EACH	3 OR MORE
MODEL H3839	1 1/4"D x 2 1/2"	\$4 <sup>95</sup>	\$3 <sup>95</sup>
MODEL H3840	2 1/2" x 5 1/2"	\$4 <sup>95</sup>	\$3 <sup>95</sup>
MODEL H3841	1 3/4" x 5 1/2"	\$5 <sup>95</sup>	\$4 <sup>95</sup>
MODEL H3842	2 1/4"D x 5 1/2"	\$6 <sup>95</sup>	\$5 <sup>95</sup>
MODEL H3843	2 3/4" x 5"	\$6 <sup>95</sup>	\$5 <sup>95</sup>
MODEL H3844	6"Dia	\$9 <sup>95</sup>	\$8 <sup>95</sup>
MODEL H3845	2 1/4" x 8 3/4"	\$12 <sup>95</sup>	\$10 <sup>95</sup>

CALL 24 HOURS A DAY FROM ANYWHERE IN THE U.S.A. 1-800-523-4777

## SANDING

### SANDING WHEELS

Stiff-bristled wheels are coated with abrasive particles to sand irregular shapes and contours. These wheels mount on a bench grinder and provide an efficient way to clean up rough edges on small spindles, carvings, etc. Worth every penny!




1/2" BORE

MODEL G3300	80 Grit	ONLY \$19 <sup>95</sup>
MODEL G3301	120 Grit	ONLY \$19 <sup>95</sup>
MODEL G3302	240 Grit	ONLY \$19 <sup>95</sup>

### LARGE SANDING DRUM

This 3" x 3" drum sander is designed for larger jobs and is primarily used on drill presses and wood lathes. However, they can also be used on heavier portable drills.




MODEL G1286 ONLY \$9<sup>95</sup>

### 3" DIAMETER SLEEVES BUY THREE OR MORE OF THESE AND TAKE 10% OFF

MODEL	TYPE	GRIT	PRICE
G1287	3" x 3"	60	\$1.29 ea
G4362	3" x 3"	80	\$1.29 ea
G1288	3" x 3"	100	\$1.29 ea
G4363	3" x 3"	120	\$1.29 ea
G1289	3" x 3"	150	\$1.29 ea


### SAND DEVIL SAND BLOCK

This thermoplastic rubber block sander uses standard 3" x 21" sanding belts. An internal spring system keeps the belt tight while you sand. Includes a 120 grit belt.



MODEL G3843 ONLY \$14<sup>95</sup>

### SANDING DRUM SETS



See page 258 for replacement sleeves.

### 16 PC. LONG

These 2" long drums are a must for those deep holes or wide boards. Drums measure 1/2", 3/4", 1" and 1 1/2" and feature three sleeves in each size. **Snap them up!**

MODEL G2501 ONLY \$9<sup>95</sup>


### 20 PC. REGULAR

Use on your drill press, lathe or hand drill. This kit consists of 5 drums in popular 1/2" x 1/2", 3/4" x 1", 1" x 1", 1 1/2" x 1 1/2" and 2" x 1 1/2" sizes. Comes with 3 grits for each drum.

MODEL G2500 ONLY \$9<sup>95</sup>

### 2" CARBIDE SANDING SLEEVES

Carbide sleeves fit over your sanding drums for sanding wood, plastic or rubber. Lasts many times longer than paper sleeves and removes stock faster.



MODEL	TYPE	GRIT	PRICE
G6710	1/2" x 2"	Coarse	\$12.95 ea
G6711	1/2" x 2"	Fine	\$12.95 ea
G6712	3/4" x 2"	Coarse	\$13.95 ea
G6713	3/4" x 2"	Fine	\$13.95 ea
G6714	1" x 2"	Coarse	\$14.95 ea
G6715	1" x 2"	Fine	\$14.95 ea
G6716	1 1/2" x 2"	Coarse	\$16.95 ea
G6717	1 1/2" x 2"	Fine	\$16.95 ea

### PRO-STIK, BELT CLEANERS WITH HANDLES

For larger, more powerful sanders, use these handled belt cleaners for great control.

**EXTENDS  
BELT LIFE!**

1 1/2" x 1 1/2" x 9"	
MODEL G2519	Small ONLY \$5 <sup>95</sup>
2" x 2" x 11"	
MODEL G2520	Large ONLY \$7 <sup>95</sup>

### PRO-STIK, BELT CLEANING PAD

Anyone using a portable belt sander should mount one of these on their bench. 3" x 3" sq., 1 1/2" high.



MODEL G1516 ONLY \$4<sup>95</sup>

### PRO-STIK, SANDING PAD FOR WIDE-BELT SANDERS

The perfect accessory for wide-belt sanders, just set your table and feed this cleaning pad through for longer lasting abrasive belts. Pad measures 15" x 20" x 1 1/4" high.




MODEL H2845 ONLY \$59<sup>95</sup>

### PRO-STIK, BELT CLEANERS

These crepe-rubber belt cleaners quickly remove gum and grit from belts and discs without damage. Just press the cleaning block against your sanding belt or disc until it is clean.

That's all there is to it! Extend the life of your belts or discs with this innovative natural cleaner.



Small (1 1/2" x 1 1/2" x 8 1/2")	
MODEL G1511	ONLY \$5 <sup>95</sup>
Large (2" x 2" x 12")	
MODEL G1512	ONLY \$8 <sup>95</sup>
1 3/8" x 4 1/4"	
MODEL H1446	ONLY \$3 <sup>95</sup>
1 3/8" x 8 1/2"	
MODEL H1447	ONLY \$6 <sup>95</sup>

## WOOD SCREWS

### INDUSTRIAL WOOD SCREWS

Designed for use in wood and wood composites, these super sinkers have a flat head and deep, wide-spaced angled threads to drive in easily and hold tight. Especially suited for MDF board. Dual drive; Phillips® and square. Black oxide finish.

**BUY 1000 AND SAVE!**



**SUPERIOR QUALITY!**



MODEL	SIZE	PRICE
G3933	#6 x 1/2" (100 Pieces)	\$1.95
G3934	#6 x 1/2" (1000 Pieces)	\$10.95
G3935	#6 x 3/4" (100 Pieces)	\$2.15
G3936	#6 x 3/4" (1000 Pieces)	\$12.75
G3937	#6 x 1" (100 Pieces)	\$2.55
G3938	#6 x 1" (1000 Pieces)	\$14.50
G3939	#6 x 1 1/4" (100 Pieces)	\$2.75
G3940	#6 x 1 1/4" (1000 Pieces)	\$15.50
G3941	#6 x 1 1/2" (100 Pieces)	\$2.95
G3942	#6 x 1 1/2" (1000 Pieces)	\$16.50
G2721	#8 x 1" (100 Pieces)	\$2.55
G2722	#8 x 1" (1000 Pieces)	\$14.50
G2723	#8 x 1 1/4" (100 Pieces)	\$2.75
G2724	#8 x 1 1/4" (1000 Pieces)	\$15.50
G2725	#8 x 1 1/2" (100 Pieces)	\$3.50
G2726	#8 x 1 1/2" (1000 Pieces)	\$18.95
G2727	#8 x 1 3/4" (100 Pieces)	\$3.50
G2728	#8 x 1 3/4" (1000 Pieces)	\$20.95
G2729	#8 x 2" (100 Pieces)	\$3.75
G2730	#8 x 2" (1000 Pieces)	\$21.95
G2731	#8 x 2 1/4" (100 Pieces)	\$3.95
G2732	#8 x 2 1/4" (1000 Pieces)	\$26.95
G2733	#8 x 2 1/2" (100 Pieces)	\$4.95
G2734	#8 x 2 1/2" (1000 Pieces)	\$29.95
G2735	#8 x 3" (100 Pieces)	\$5.95
G2736	#8 x 3" (1000 Pieces)	\$39.95
H1276	#10 x 2" (100 Pieces)	\$4.95
H1456	#10 x 2" (1000 Pieces)	\$29.95
H1277	#10 x 2 1/2" (100 Pieces)	\$5.95
H1457	#10 x 2 1/2" (1000 Pieces)	\$39.95
H1278	#10 x 3" (100 Pieces)	\$6.95
H1458	#10 x 3" (1000 Pieces)	\$49.95

### HINGE SCREWS

These screws have aggressive threads for use in wood, particle and MDF board. Designed for hinge and drawer slide applications. Buy in bulk and save.



MODEL	SIZE	PRICE
G2715	#6 x 1/2" (100 Pieces)	\$1.95
G2716	#6 x 1/2" (1000 Pieces)	\$11.95
G2717	#6 x 3/4" (100 Pieces)	\$2.35
G2718	#6 x 3/4" (1000 Pieces)	\$12.95
G2719	#6 x 1" (100 Pieces)	\$2.75
G2720	#6 x 1" (1000 Pieces)	\$13.95

### WASHERHEAD SCREWS

A built-in washer gives this combo drive screw additional holding power by distributing force over a wider working area. Ideal for use with soft and brittle wood surfaces.




GRIZC-04484



MODEL	SIZE	PRICE
H1272	#8 x 1/2" (100 Pieces)	\$1.95
H1274	#8 x 1/2" (1000 Pieces)	\$15.95
H1273	#8 x 3/4" (100 Pieces)	\$2.45
H1275	#8 x 3/4" (1000 Pieces)	\$16.95
G3943	#8 x 1" (100 Pieces)	\$2.95
G3944	#8 x 1" (1000 Pieces)	\$17.95
G3945	#8 x 1 1/4" (100 Pieces)	\$2.95
G3946	#8 x 1 1/4" (1000 Pieces)	\$18.95
G3947	#8 x 1 1/2" (100 Pieces)	\$2.95
G3948	#8 x 1 1/2" (1000 Pieces)	\$18.95
G3949	#8 x 1 3/4" (100 Pieces)	\$2.95
G3950	#8 x 1 3/4" (1000 Pieces)	\$20.95

### SOLID BRASS FLATHEAD SCREWS

Perfect for fine woodworking or marine applications, these solid brass Phillips® head screws add a traditional touch.



MODEL	SIZE	PRICE
G3963	#4 x 1/2" (100 Pieces)	\$2.50
G3964	#4 x 1/2" (1000 Pieces)	\$18.95
G3965	#4 x 3/4" (100 Pieces)	\$2.95
G3966	#4 x 3/4" (1000 Pieces)	\$20.95
G3967	#6 x 1/2" (100 Pieces)	\$2.50
G3968	#6 x 1/2" (1000 Pieces)	\$19.95
G3969	#6 x 3/4" (100 Pieces)	\$3.95
G3970	#6 x 3/4" (1000 Pieces)	\$24.95
G3971	#6 x 1" (100 Pieces)	\$4.95
G3972	#6 x 1" (1000 Pieces)	\$36.95
G3973	#6 x 1 1/4" (100 Pieces)	\$5.50
G3974	#6 x 1 1/4" (1000 Pieces)	\$41.95
G3975	#8 x 3/4" (100 Pieces)	\$5.95
G3976	#8 x 3/4" (1000 Pieces)	\$40.95
G3977	#8 x 1" (100 Pieces)	\$5.95
G3978	#8 x 1" (1000 Pieces)	\$47.95
G3979	#8 x 1 1/4" (100 Pieces)	\$7.95
G3980	#8 x 1 1/4" (1000 Pieces)	\$57.95
G3981	#8 x 1 1/2" (100 Pieces)	\$8.95
G3982	#8 x 1 1/2" (1000 Pieces)	\$67.95
G3983	#8 x 1 3/4" (100 Pieces)	\$10.95
G3984	#8 x 1 3/4" (1000 Pieces)	\$91.95

### SCREW GRAB®

Just a drop or two of Screw Grab® provides all the grip you need to turn stripped or damaged screws. This special formula adds up to 400% more torque for tightening or loosening stripped Phillips®, Torx®, slotted and square head screws. We dare you to try it!



**MODEL G4414 ONLY \$2.95**

### LUBE WAX STICK

Biodegradable, non-staining wax reduces binding and lubricates when drilling, grinding, bandsawing or belt sanding. This 2 1/2-ounce push-up stick is also great for wood screws and silencing squeaky doors, windows and table saw fence rails.




**MODEL G4413 ONLY \$2.95**

### HOLE RESTORER TOOL

Repair oversize and worn-out screw holes in any wood.

Comes with natural wood cones that store safely inside the handle along with easy instructions. Can be chucked into a 1/4" or larger drill.



Hole Restorer (Includes 10 cones)

**MODEL G1878 ONLY \$5.95**

Bag of 20 Cones

**MODEL G1879 ONLY \$1.49**

### COVER CAPS AND FINISHING WASHERS

Dress up those screw heads and give them a finished look with either cover caps or finish washers. Bag of 100.



MODEL	SIZE	PRICE
G2738	Phillips #2 Caps - Black	\$3.95
G2739	Phillips #2 Caps - White	\$3.95
G2740	Phillips #2 Caps - Brown	\$3.95
G3993	Phillips #2 Caps - Almond	\$3.95
G2742	#8 Finish Washer - Nickel	\$3.50
G2743	#8 Finish Washer - Black	\$2.95
G3994	#8 Finish Washer - Brass	\$2.95
G4215	#6 Finish Washer - Nickel	\$2.95
G4216	#6 Finish Washer - Black	\$2.95
G4217	#6 Finish Washer - Brass	\$2.95

**CALL 24 HOURS A DAY FROM ANYWHERE IN THE U.S.A. 1-800-523-4777**

**263**


## WOOD SCREWS

GRIZC-04485

SQUARE  
DRIVE 

### HINGE SCREW KIT

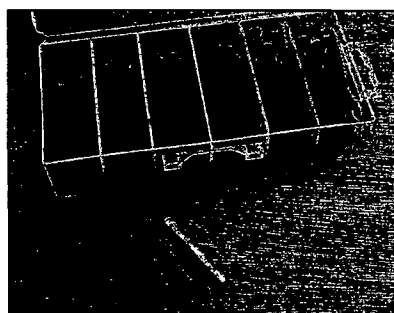
An assortment of 600 antique brass and zinc plated hinge screws. 100 each of #6 x 1/2", 3/4", 1", 1 1/4" and 1 1/2" screws in each finish. Includes a #1 Phillips® bit.



MODEL G4208 ONLY \$14<sup>95</sup>

### #6 WOOD SCREW KIT


More than 500 deep-threaded screws in one kit. Includes 1/2", 3/4", 1", 1 1/4" and 1 1/2" screws, plus clear plastic case and a #2 square bit.



MODEL G4209 ONLY \$12<sup>95</sup>

### #8 WOOD SCREW KIT

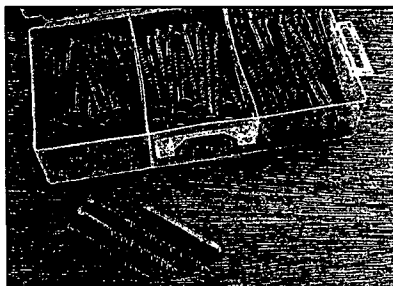
Kit offers 280 deep-threaded black oxide finish screws, 1 square bit and 6-compartment case. Includes 3/4", 1", 1 1/4", 1 1/2", 1 3/4", 2", and #2 square drive bit.



MODEL G4210 ONLY \$9<sup>95</sup>

### WOODEX™ DECK SCREW KIT


Includes 130 corrosion-resistant zinc phosphorus plated screws in 2", 2 1/2" and 3" lengths. Kit also contains a #2 square bit. Packaged in a clear plastic case.



MODEL G4211 ONLY \$12<sup>95</sup>

### TRIM HEAD SCREW KIT


Narrow head square-drive screws are ideal for attaching trim moulding. Kit includes 220 screws in 1 1/2", 2 1/4" and 3" sizes, plus clear case and #1 square and #2 square bits.



MODEL G4212 ONLY \$9<sup>95</sup>

### BRASS HINGE SCREW KIT


Ideal for hinges or finish work, this 300-piece kit offers an assortment of screws in #4, #6 and #8 sizes. Includes two Phillips® bits and plastic case. These are solid brass screws: #4 x 1/2", #4 x 3/4", #6 x 1/2", #6 x 3/4", #8 x 3/4", #8 x 1".



MODEL G4213 ONLY \$15<sup>95</sup>

### #8 WASHERHEAD KIT

260 piece combo drive kit features 1/2", 3/4", 1", 1 1/4" and 1 1/2" and 2" size, plus case and one square bit.



MODEL G4214 ONLY \$9<sup>95</sup>

### TRIM HEAD SCREWS

Designed extra narrow in the head, these black, square-drive screws require less effort to hide with counterbores and countersinks. Profile like a finish nail.



MODEL	SIZE	PRICE
G3985	#6 x 1" (100 Pieces)	\$3.25
G3986	#6 x 1" (1000 Pieces)	\$14.95
G3987	#6 x 1 1/4" (100 Pieces)	\$3.50
G3988	#6 x 1 1/4" (1000 Pieces)	\$22.95
G3989	#6 x 2 1/4" (100 Pieces)	\$4.95
G3990	#6 x 2 1/4" (1000 Pieces)	\$28.95
G3991	#8 x 3" (100 Pieces)	\$6.95
G3992	#8 x 3" (1000 Pieces)	\$43.95

### ALL WEATHER WOODEX™ DECK SCREWS

Coated in a tough mechanical premier coating, these self-tapping screws offer an extended life 3 to 4 times longer than dactroized or ceramic-coated deck screws.




MODEL	SIZE	PRICE
G3951	#8 x 1 3/8" (100 Pieces)	\$3.50
G3952	#8 x 1 3/8" (1000 Pieces)	\$24.95
G3953	#8 x 1 1/2" (100 Pieces)	\$3.95
G3954	#8 x 1 1/2" (1000 Pieces)	\$29.95
G3955	#9 x 2" (100 Pieces)	\$4.50
G3956	#9 x 2" (1000 Pieces)	\$34.95
G3957	#9 x 2 1/2" (100 Pieces)	\$4.95
G3958	#9 x 2 1/2" (1000 Pieces)	\$39.95
G3959	#9 x 3" (100 Pieces)	\$5.95
G3960	#9 x 3" (1000 Pieces)	\$49.95
G3961	#10 x 4" (100 Pieces)	\$6.95
G3962	#10 x 4" (1000 Pieces)	\$54.95


## STAINLESS STEEL SCREWS

#8 STAINLESS STEEL  
TRIM HEAD SCREW KIT

Kit includes plastic, partitioned box. Quantities and lengths are: 65 1½", 55 2¼" and 50 3". Square drive.

MODEL G6400 ONLY \$29<sup>95</sup>#8 STAINLESS STEEL  
OVAL HEAD SCREW KIT

In plastic box. Includes 55 ¾", 50 1", 50 1¼", 25 1½", 20 1¼" and 20 2" screws. Square drive.

MODEL G6401 ONLY \$19<sup>95</sup>STAINLESS STEEL  
FINISH CUP WASHERS

Don't forget the finishing touches! These finish washers give your oval head screws extra holding power and look good at the same time.

MODEL	SIZE	PRICE
G6398	#6 (Each)	\$2.95
G6399	#8 (Each)	\$3.95

#7 STAINLESS STEEL  
TRIM HEAD SCREWS


Round out your assortment with these square-drive stainless steel wood screws.



MODEL	SIZE	PRICE
G6284	#7 x 1½" (100 Pieces)	\$8.95
G6285	#7 x 1½" (1000 Pieces)	\$74.95
G6286	#7 x 2¼" (100 Pieces)	\$11.95
G6287	#7 x 2¼" (1000 Pieces)	\$96.95
G6288	#7 x 3" (100 Pieces)	\$16.95
G6289	#7 x 3" (1000 Pieces)	\$141.95

#10 PAN HEAD  
SCREW KIT

Square drive, pan head kit in plastic box includes: 45 ½", 45 ¾", 40 ¾", 35 1", 25 1¼", and 20 1½" screws.

MODEL G6403 ONLY \$19<sup>95</sup>

## HINGE SCREWS


Antique brass-finish Hinge Screws feature shorter lengths so they won't penetrate through the door jamb.

PH COMBO SQ  
DRIVE

MODEL	SIZE	PRICE
H1256	#6 x ½" (100 Pieces)	\$1.95
H1257	#6 x ¾" (100 Pieces)	\$2.35
H1258	#6 x ¾" (100 Pieces)	\$2.75
H1259	#6 x ½" (1000 Pieces)	\$11.95
H1260	#6 x ¾" (1000 Pieces)	\$12.95
H1261	#6 x ¾" (1000 Pieces)	\$13.95

STAINLESS STEEL BUGLE  
HEAD WOOD SCREWS

When the job calls for weather resistant fasteners, these Stainless Steel Bugle Head Wood Screws won't rust or stain the surrounding wood.




SQ

MODEL	SIZE	PRICE
H1279	#6 x 1¼" (100 Pieces)	\$6.95
H1280	#6 x 1½" (100 Pieces)	\$8.95
H1281	#8 x 2" (100 Pieces)	\$10.95
H1282	#10 x 2½" (100 Pieces)	\$17.95
H1283	#10 x 3" (100 Pieces)	\$19.95
H1284	#10 x 3½" (100 Pieces)	\$22.95
H1285	#6 x 1¼" (1000 Pieces)	\$53.95
H1286	#6 x 1½" (1000 Pieces)	\$63.95
H1287	#8 x 2" (1000 Pieces)	\$75.95
H1288	#10 x 2½" (1000 Pieces)	\$134.95
H1289	#10 x 3" (1000 Pieces)	\$159.95
H1290	#10 x 3½" (1000 Pieces)	\$179.95

#8 STAINLESS  
STEEL PAN HEAD  
SCREW KIT

Square drive, pan head kit in plastic box includes: 60 ½", 55 ¾", 50 ¾", 40 1", 30 1¼", and 25 1½" screws.

MODEL G6402 ONLY \$19<sup>95</sup>PAN HEAD FACE FRAME  
SCREWS

These Pan Head Face Frame Screws offer extra "bite" for your cabinet face frames and support cleats. Stock up — these prices are hard to beat!



SQ

## FINE THREAD


MODEL	SIZE	PRICE
G3246	#6 x 1¼" (100 Pieces)	\$2.95
G3247	#6 x 1¼" (1000 Pieces)	\$18.95
G3248	#6 x 1½" (100 Pieces)	\$3.50
G3249	#6 x 1½" (1000 Pieces)	\$21.95

## COARSE THREAD

MODEL	SIZE	PRICE
G3250	#7 x 1¼" (100 Pieces)	\$3.75
G3251	#7 x 1¼" (1000 Pieces)	\$25.95
G3252	#7 x 1½" (100 Pieces)	\$3.95
G3253	#7 x 1½" (1000 Pieces)	\$29.95

HEX POWER BITS  
IN LONG LENGTHS

Extra-long Power Bits are ideal for use with face frame jigs. Magnetic Bit Holder accepts all hex-shaped screwdriver bits.



MODEL	SIZE	PRICE
H1266	#2 x 4" SQ Drive Bit	\$1.95
H1267	#2 x 6" SQ Drive Bit	\$3.95
H1268	#2 x 4" Phillips Bit	\$1.95
H1269	#2 x 6" Phillips Drive	\$3.95
H1270	#2 x 3" Quadrex	\$1.95
H1271	#14 x 3" Mag Bit Holder	\$4.95

## SAND N' KLEEN™

This dust-free drywall sander is amazing! Just hook one end of the Sand N' Kleen™ dust collection system to your shop vacuum and attach a sheet of drywall sanding screen to the other. Add ordinary water to the 5-gallon collection bucket and you're ready to go!



### SAND N' KLEEN™:

- 5-gallon filter tank
- Sanding head
- 10-foot hose
- 1 1/4" and 2 1/2" vacuum fitting

**MODEL G3384 ONLY \$49<sup>95</sup>**

### SAND N' KLEEN™ Junior:

- 2-gallon filter tank
- Sanding head
- 6-foot hose
- 1 1/4" vacuum fitting

**MODEL G3383 ONLY \$24<sup>95</sup>**

### SAND N' KLEEN™ Combo:

- 5-gallon filter tank
- Hand sanding head
- 12-foot hose
- 1 1/4" and 2 1/2" vacuum fitting
- Pole sanding head
- 2' to 4' extension pole

**MODEL G3385 ONLY \$89<sup>95</sup>**



## SANDING SCREENS

MODEL	GRIT	PER PK.	PRICE
G3634	120	6	ONLY \$4 <sup>95</sup>
G3689	150	6	ONLY \$4 <sup>95</sup>
G3635	Combo	6	ONLY \$4 <sup>95</sup>

## FLASHLIGHT

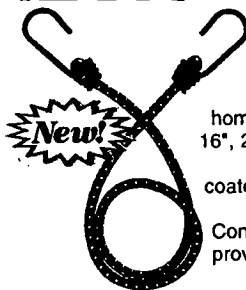
- Xenon bulb and faceted reflector for 125% brighter light
- Waterproof and shockproof construction
- Sure-grip handle • Long lasting push button switch • Wrist loop • Uses two D batteries



Flashlight	
<b>MODEL H2660</b>	<b>ONLY \$9<sup>95</sup></b>
Replacement Bulbs (2-pk)	
<b>MODEL H2666</b>	<b>ONLY \$1<sup>45</sup></b>



## STRETCH CORDS




These Stretch Cords are perfect for hundreds of uses around the home, shop or garage. 16", 24" and 30" Stretch Cords feature vinyl coated hooks to protect against scratching. Convenient 10" 4-pack provides economy and versatility.

<b>MODEL H0974</b>	<b>10" (4-pk)</b>	<b>ONLY \$2<sup>25</sup></b>
<b>MODEL H0975</b>	<b>16"</b>	<b>ONLY \$1<sup>25</sup></b>
<b>MODEL H0976</b>	<b>24"</b>	<b>ONLY \$1<sup>75</sup></b>
<b>MODEL H0977</b>	<b>30"</b>	<b>ONLY \$1<sup>95</sup></b>

## WEN "ALL SAW"

This is one saw to replace "all saws". Features single speed with trigger lock, 1" counter balanced stroke and adjustable base plate that tilts up to 45°. Includes rip fence and three blades. Accepts reciprocating saw blades. 4 amps.



"All Saw"	
<b>MODEL G6282</b>	<b>ONLY \$59<sup>95</sup></b>
7-pc. Recip Blade Set	
<b>MODEL G6283</b>	<b>ONLY \$6<sup>95</sup></b>

## DOUBLE SIDED TAPE

12 1/2 FEET LONG!



Fasten exhaust hoods, flanges and floor sweeps with this high-quality, double-sided tape. Make your connections virtually air tight.

<b>MODEL G1198</b>	<b>ONLY \$2<sup>95</sup></b>
--------------------	------------------------------

## ROUTER PAD

These natural rubber pads eliminate holding or clamping work while routing or sanding. They effectively grip the workpiece for safe non-slip machining. Thin pad can be easily rolled up and stored when not in use. Pads measure 1/2" x 24" x 36".



Router Pad (Tan)	
<b>MODEL G1530</b>	<b>EACH \$7<sup>95</sup></b>
Anti-Vibration Pad (Black)	
<b>MODEL G2987</b>	<b>EACH \$7<sup>95</sup></b>
Sanding Pad (Gray)	
<b>MODEL G2988</b>	<b>EACH \$7<sup>95</sup></b>
Buy 3 or more pads	
<b>ANY MIX:</b>	<b>EACH \$6<sup>95</sup></b>

## ROUTER SPEED CONTROL

Enjoy full variable-speed control on your single-speed router or laminate trimmer. These controls feature a 3-position switch so you can operate your routers at full speed, use variable-speed settings, or cut off power to your router. Capable of handling routers and laminate trimmers to 15 or 20 amps. Includes belt clip, built-in fusing and an insulated 6-foot cord.




### FOR ROUTERS ONLY

<b>MODEL G3703</b>	<b>15 Amp</b>	<b>ONLY \$24<sup>95</sup></b>
<b>MODEL G3555</b>	<b>20 Amp</b>	<b>ONLY \$29<sup>95</sup></b>

## ANTI-FATIGUE MATS

Reduce work-related aches and pains by up to 50% with these closed-cell vinyl floor mats. These sure-grip ribbed foam mats insulate against heat and cold, while providing a 3/4" thick cushion. Beveled edges minimize tripping. Black.



<b>MODEL H4228</b>	<b>24" x 36"</b>	<b>ONLY \$13<sup>95</sup></b>
<b>MODEL H4229</b>	<b>24" x 60"</b>	<b>ONLY \$19<sup>95</sup></b>

## 12 & 14 POCKET TRAYTOTE™ BAGS

**H3626:** 2 pockets inside, 10 pockets outside. 11" x 6" multi-compartment plastic tray slides securely into bottom of bag. Reinforced web carrying handles. 12"L x 8"W x 12"H.

**H3627:** 2 pockets inside, 12 outside. 13½" x 6" multi-compartment plastic tray included, slides securely into bottom of bag. 16"L x 9" x 12"H.

	PRICE	2 OR MORE
MODEL H3626 12 Pkt.	\$39 <sup>95</sup>	\$36 <sup>95</sup>
MODEL H3627 14 Pkt.	\$45 <sup>95</sup>	\$41 <sup>95</sup>

## 22 & 23 POCKET-16" & 12" LARGE BIGMOUTH™ BAGS

**H3890:** 12 Multi-use pockets inside and 10 outside organize tools and accessories. Opens wide for easy access to bag's contents. Padded reinforced web carrying handles and adjustable shoulder strap. 16"L x 8½"W x 10"H.

**H3891:** 17 Multi-use pocket inside and 6 outside organize tools and accessories. Opens wide for easy access to bag's contents. Padded reinforced web carrying handles. 12"L x 8½"W x 8"H.

	PRICE	2 OR MORE
MODEL H3890 23 Pkt.	\$26 <sup>95</sup>	\$23 <sup>95</sup>
MODEL H3891 22 Pkt.	\$19 <sup>95</sup>	\$17 <sup>95</sup>

## 29 & 31 POCKET-12" & 18" MEGAMOUTH™ TOTE BAGS

**H3624:** 22 pockets inside, 7 outside. Reinforced pockets designed for multiple tools. Opens wide for easy access. Padded carrying handles. 12"L x 10"W x 10"H.

**H3625:** 13 Multi-use pockets inside and 18 outside organize tools and accessories. Internal metal frame holds bag open for easy access. Large interior to carry power tools, circular saws, hard hats, etc. Padded handles and adjustable shoulder strap. 18"L x 11"W x 12"H.

	PRICE	2 OR MORE
MODEL H3624 29 Pkt.	\$31 <sup>95</sup>	\$29 <sup>95</sup>
MODEL H3625 31 Pkt.	\$43 <sup>95</sup>	\$39 <sup>95</sup>

## 28 POCKET ELECTRICAL & MAINTENANCE TOOL POUCH

7" x 5½" multi-compartment plastic tray included, slides securely into bottom of pouch. Box-shaped design prevents tipping. Pockets for drill bits and taps, electrical tape strap, etc.

	PRICE	2 OR MORE
MODEL H3628	\$37 <sup>95</sup>	\$34 <sup>95</sup>

## EASY SEAT


The original contoured bucket seat fits on top of any standard 3½- or 5-gallon bucket. Exclusive grooved design channels away water and moisture. Patent pending.



	PRICE	2 OR MORE
MODEL G7221	\$5 <sup>95</sup>	\$4 <sup>95</sup>

## 3½ & 5 GALLON BUCKETS WITH 3 TRAYS

Roomy 2½" high, ¾ round bucket storage tray nests with 4" high, ¾ round tray, which nests with ultra-deep 5" high full-round tray on the bottom. The system creates a unique 'deep well' inside a standard bucket for stowing taller tools. Trays can also be stacked. All trays feature 'pop-up' carrying handles. Patent pending.



	PRICE	2 OR MORE
MODEL G7222 5 Gal.	\$24 <sup>95</sup>	\$21 <sup>95</sup>
MODEL G7228 3½ Gal.	\$24 <sup>95</sup>	\$19 <sup>95</sup>
2½", 4 section tray, full round		
MODEL G7229	\$4 <sup>95</sup>	\$3 <sup>95</sup>
5", 4 section tray, full round		
MODEL G7230	\$5 <sup>95</sup>	\$4 <sup>95</sup>
2½", 3 section round tray, ¾ round		
MODEL G7231	\$4 <sup>49</sup>	\$3 <sup>49</sup>
4", 3 section round tray, ¾ round		
MODEL G7232	\$5 <sup>49</sup>	\$4 <sup>49</sup>

## PROFESSIONAL KNEE PADS

- Sure-grip shell surface
- Thick foam inner pads provide good knee comfort and protection
- Ideal for tile-setters, plumbers, roofers
- Adjustable rubber straps to fit all sizes
- Patent Pending



	PRICE	2 OR MORE
MODEL G7223	\$19 <sup>95</sup>	\$17 <sup>95</sup>

## 2 BAG COMBO

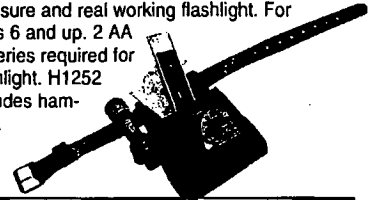
Designed for plumbers, electricians, maintenance personnel, paint and general contractors. One 12" x 4½" x 5½". One 14" x 5½" x 6".



	PRICE	2 OR MORE
MODEL H3629	\$15 <sup>95</sup>	\$13 <sup>95</sup>

## LITTLE CONTRACTOR™ JR.

No job is too big when you have the right tools. And when the job calls for lots of help, outfit your special partner with this genuine leather tool belt with real working tools. Just like the big kids, this set includes a two-pocket tool apron, 8" level, 6" try square, 10' tape measure and real working flashlight. For ages 6 and up. 2 AA batteries required for flashlight. H1252 includes hammer.



Little Contractor™ Jr.	
MODEL H1251	\$24 <sup>95</sup>
Little Contractor™ Jr. w/ Hammer	
MODEL H1252	\$29 <sup>95</sup>

## HEAVY-DUTY SUEDE APRON

- 2" Wide web belt fits waist sizes 29"-46"
- 4 Main nail and tool pockets and 6 smaller pockets for pliers, pencils, etc.
- Leather tape holder and combination square holder



	PRICE	2 OR MORE
MODEL G7225	\$24 <sup>95</sup>	\$19 <sup>95</sup>

## SUSPENDERS


Hold your pants up with these 2" wide, super-stretch suspenders. Also great for supporting heavy tool belts. Available in ruler design, USA or red.



	PRICE	2 OR MORE
MODEL G7226 Ruler	\$10 <sup>95</sup>	\$9 <sup>95</sup>
MODEL G7227 Red	\$10 <sup>95</sup>	\$9 <sup>95</sup>
MODEL H4230 USA	\$10 <sup>95</sup>	\$9 <sup>95</sup>

## APRONS


Made with super tough, super durable, 10-ounce, 100% cotton duck. Machine washable. Pocket bib apron has 12 multi-use waist pockets plus 2 chest pockets for pencils, pens, small tools. Waist apron has 5 multi-use pockets for nails, screws, tools.



	PRICE	2 OR MORE
MODEL G7233 Bib	\$13 <sup>95</sup>	\$12 <sup>95</sup>
MODEL G7234 Waist	\$6 <sup>95</sup>	\$5 <sup>95</sup>



# ACCESSORIES



ACTUAL SIZES →



Assorted box includes 250 pcs. #0, 250 pcs. #10 and 500 pcs. #20.

	QTY	SIZE	PRICE
MODEL H3732	175	#FF	ONLY \$5 <sup>95</sup>
MODEL G2440	150	#0	ONLY \$4 <sup>95</sup>
MODEL G2441	125	#10	ONLY \$4 <sup>95</sup>
MODEL G2442	100	#20	ONLY \$4 <sup>95</sup>
Box of 1000 Biscuits			
MODEL H3733	#FF	ONLY \$24 <sup>95</sup>	
MODEL G4408	#0	ONLY \$24 <sup>95</sup>	
MODEL G4409	#10	ONLY \$24 <sup>95</sup>	
MODEL G4410	#20	ONLY \$24 <sup>95</sup>	
MODEL G9547	Asst.	ONLY \$24 <sup>95</sup>	

## WOOD THREADING TAPS & DIES

Use your imagination to create unusual threads and conversation pieces. These taps and dies are simple to use and are made for most hardwoods. The handy 3/4" size can be used to repair your broken broom handle.




MODEL G1866	1/2" Die	ONLY \$16 <sup>50</sup>
MODEL G1867	1/2" Tap	ONLY \$7 <sup>95</sup>
MODEL G1868	3/4" Die	ONLY \$16 <sup>50</sup>
MODEL G1869	3/4" Tap	ONLY \$8 <sup>50</sup>
MODEL G1870	1" Die	ONLY \$17 <sup>50</sup>
MODEL G1871	1" Tap	ONLY \$9 <sup>50</sup>

## BISCUITS

## GRIZZLY® HATS

Let everyone know you're proud of the Grizzly team. These striking, 100% cotton twill sports caps make a bold statement just about anywhere. Grizzly Z-Series logo and Grizzly logo; one size fits all.



Green Hat w/ Grizzly Logo - Springfield	MODEL G9550	ONLY \$5 <sup>95</sup>
Red Hat w/ Grizzly Logo - Springfield	MODEL G9551	ONLY \$5 <sup>95</sup>
Red Hat w/ Grizzly Logo - Williamsport	MODEL G9552	ONLY \$5 <sup>95</sup>
Blue Hat w/ Grizzly Logo - Williamsport	MODEL G9553	ONLY \$5 <sup>95</sup>
Green Hat w/ Grizzly Logo - Bellingham	MODEL G9554	ONLY \$5 <sup>95</sup>
Blue Hat w/ Grizzly Logo - Bellingham	MODEL G9570	ONLY \$5 <sup>95</sup>
Green Hat w/ Z Series Logo	MODEL G4919	ONLY \$6 <sup>95</sup>

## LARGE CARBON PAPER

Transfer oversized patterns to your workpiece with this large-format carbon paper. Smear resistant and easy to use. *Transferred mark is erasable and paintable. Use on wood, metal, glass or plastic!*



- 2' wide x 16' long
- Cut, fold, or join to fit any pattern
- Reusable
- Stores in heavy zip-top bag
- Very economical
- Includes instructions

MODEL G3076	ONLY \$3 <sup>95</sup>
-------------	------------------------

## GRIZZLY® NAME PLATES

Spruce up your older Grizzly woodworking or metalworking machines with one of our die cast metal name plates. Mini is 4 3/4" long, small is 9 1/4" long and large is 10 7/8" long.



MODEL G9987	Mini	ONLY \$7 <sup>95</sup>
MODEL G8588	Small	ONLY \$16 <sup>95</sup>
MODEL G8589	Large	ONLY \$19 <sup>95</sup>

## GRIZZLY® T-SHIRTS

Express yourself with one of these all-white Hanes® Comfort-T 100% preshrunk cotton T-shirts. The back shows the proud Grizzly bear with the location of one of our showrooms silk screened underneath. The front has the Grizzly logo across the left breast.



Springfield - L	MODEL H2391	ONLY \$6 <sup>95</sup>
Springfield - XL	MODEL H2392	ONLY \$6 <sup>95</sup>
Muncy - L	MODEL H2393	ONLY \$6 <sup>95</sup>
Muncy - XL	MODEL H2394	ONLY \$6 <sup>95</sup>
Bellingham - L	MODEL H2395	ONLY \$6 <sup>95</sup>
Bellingham - XL	MODEL H2396	ONLY \$6 <sup>95</sup>

## MAGNETIC STUD FINDER

Indispensable for remodelers and home do-it-yourselfers, this Magnetic Stud Finder locates framing studs behind drywall. Magnetic attraction of the indicator identifies hidden drywall screws or nails.




GRIZC-04489

MODEL H1425	ONLY \$2 <sup>95</sup>
-------------	------------------------

## SAW HORSE BRACKETS

Don't waste your time scabbing saw horses together from construction scraps. With these saw horse brackets, a 3/8" drill and some 2x lumber, you can put together an incredibly strong, wide-top saw horse quickly and easily. Brackets will accommodate a top member of up to 2" x 12".



MODEL G3312	ONLY \$8 <sup>95</sup>
-------------	------------------------

## SPRING CLIP OPTICAID


Spring clip allows attachment to almost any pair of glasses. Two different magnifications available - the 1.75x is good for a working distance of 14", the 2.25x is good at 8". Comes with a handy pouch.



MODEL H1133 1.75x ONLY \$21<sup>95</sup>  
MODEL H1134 2.25x ONLY \$21<sup>95</sup>

## MAGNI-FOCUSER®

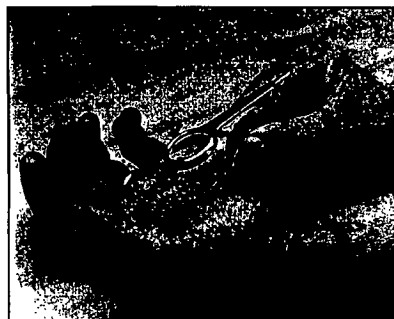
The H1130 Magni-focuser® has an adjustable contoured headband and can be worn over regular eyeglasses. It also features a 1.75x lens, good for working at distances of 14". The halogen lighted model, H1131 provides enhanced viewing and the H1132 auxiliary lens with pivoting 3.5x monocular brings total magnification to 4.25x for a working distance of 4".



MODEL H1130 ONLY \$18<sup>95</sup>  
MODEL H1131 ONLY \$69<sup>95</sup>  
MODEL H1132 ONLY \$14<sup>95</sup>

## MAGNIFYING TWEEZERS


Three power magnifying glass and needle-tipped tweezers combine to make this one of the handiest items in the tool box or first aid kit.



MODEL G3787 ONLY \$2<sup>95</sup>

## DRILL PRESS SAFETY PLANER

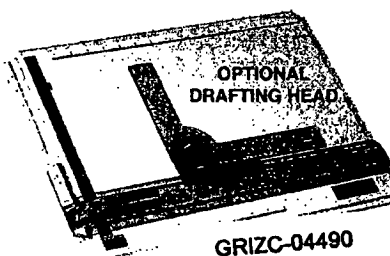
Developed for commercial use, this safety shielded rotary planer mounts on your drill press. The 3/4" dia. planer uses three high speed steel cutters to surface plane, cut tenons, rabbets, raised panels, tapers and more - with little or no chance of grab or kickback. Kit includes a special grinding wheel and 12-page manual.



Drill Press Safety Planer  
MODEL G4821 ONLY \$39<sup>95</sup>  
Set of 3 Replacement Cutters  
MODEL G4822 ONLY \$23<sup>95</sup>

## PORTABLE DRAFTING BOARD

Durable enough to withstand continuous use, this lightweight portable drawing board has been discovered by cabinet and machine shop owners. Fits easily on desk, countertop or lap and allows you to quickly lay out your plans. Board measures 14 1/4" x 19 1/2" and takes paper up to 11" x 17".



COMES COMPLETE WITH  
HARD VINYL CARRYING CASE

Drafting Board  
MODEL G1303 ONLY \$49<sup>95</sup>  
Optional Drafting Head  
MODEL G1304 ONLY \$19<sup>95</sup>

## FLEXIBLE CURVE

Ever try to draw a curve freehand? You either have to be extremely talented or lucky! Long flexible curve makes you extremely talented! Flexible lead core is safely encased in plastic.



MODEL G1305 12" ONLY \$5<sup>95</sup>  
MODEL G2537 18" ONLY \$7<sup>95</sup>

## BENCH BRUSH & DUSTPAN


Oversized dustpan is lightweight yet strong. Makes light work of big messes around the shop, home and workplace. Contractors use it for on the job clean-up. Bench brush is handy for sweeping up dust around the shop.



Bench Brush  
MODEL G3723 ONLY \$9<sup>95</sup>  
Dustpan  
MODEL G3721 ONLY \$12<sup>95</sup>

## MAGNETIZER / DEMAGNETIZER

Ever wish you had a third hand? Sometimes you need one - especially when trying to keep a screw on the end of a screwdriver. This useful magnetizer will quickly magnetize and demagnetize steel screwdrivers or similar tools whenever a third hand is needed.



MODEL G5418 ONLY \$4<sup>95</sup>

## MAGSWEEP

When it comes to sweeping up metal you can stash the broom forever. For big jobs inside or outside, the handy MagSweep has a powerful magnet that sweeps a 24" wide swath. A simple pull on the waist level handle dumps the payload. Large wheels for easy rolling.




MODEL H3866 ONLY \$199<sup>95</sup>

CALL 24 HOURS A DAY FROM ANYWHERE IN THE U.S.A. 1-800-523-4777

269

**ACCESSORIES**

## MOISTURE METERS




**MADE IN GERMANY**, the Mini-Ligno gives instant, accurate moisture readings between 6 and 20%, indicated by bright L.E.D. lights. This meter can be used for veneer, hardwood and softwood, lumber, fiberboard, hardboard and many other materials. The unique battery-saver switch between the pins turns the meter on and off automatically. Comes with a chart so you can flip a switch and get the reading for exotic hardwoods as well. Great tool for anyone who works with wood.

The Mini-Ligno "C" features longer pins and reads core moisture in thicker lumber when a sample cut is not feasible. The Mini-Ligno "C" also allows cable connection for the sliding hammer. The complete package includes moisture meter, connecting cable, sliding hammer, 1" electrode pins and case.

<b>MODEL G1491</b>	Mini-Ligno Moisture Meter	<b>ONLY \$89<sup>95</sup></b>
<b>MODEL G7926</b>	Mini-Ligno "C" Moisture Meter Only	<b>ONLY \$109<sup>95</sup></b>
<b>MODEL G8036</b>	Mini-Ligno "C" Complete Package with Case	<b>ONLY \$224<sup>95</sup></b>
<b>MODEL G7927</b>	Optional Connecting Cable	<b>ONLY \$19<sup>95</sup></b>
<b>MODEL G7928</b>	Optional 1" Electrode Pins (Pair)	<b>ONLY \$8<sup>95</sup></b>
<b>MODEL G7929</b>	Optional Sliding Hammer	<b>ONLY \$99<sup>95</sup></b>
<b>MODEL G8037</b>	Optional Case	<b>ONLY \$29<sup>95</sup></b>

## MITER TRIMMER

Incredible glass smooth cuts! For professional, precision mitering, our miter trimmer can't be beat. With its cast iron body and razor sharp, high carbon tool steel blades, this trimmer can easily handle picture frames, door frames, molding and more. Features two angle presets at 45° and 90°. For absolutely clean accurate miters, first make a rough cut with a saw, then finish up with a trimmer. Weighs 35 lbs. 4" max. width for 3/4" wood.



**DON'T BE FOOLED BY THE LOW PRICE - IT'S A HIGH QUALITY PRECISION TOOL!**

Miter Trimmer	
<b>MODEL G1690</b>	<b>ONLY \$119<sup>95</sup></b>
Pair of Blades	
<b>MODEL G1691</b>	<b>ONLY \$49<sup>95</sup></b>

## OPTIONAL ACCESSORIES

### TOP-TRIM ATTACHMENT


This simple attachment makes it easier to cut perfect miters on hollow, round or outside edge mouldings. Ideal for making picture frames when measuring and marking on the inside of the rabbet.



<b>MODEL G3043</b>	<b>ONLY \$19<sup>95</sup></b>
--------------------	-------------------------------

### MEASURING ATTACHMENT


Make consistent cuts to length with this measuring attachment - critical for flawless picture frames. Simply drill mounting holes and secure to your Miter Trimmer. Includes adjustable stop gauge.



<b>MODEL G3044</b>	<b>ONLY \$24<sup>95</sup></b>
--------------------	-------------------------------

## GENERAL DRILL GUIDE


Turns your hand-held drill into a mini drill press! Just attach the Drill Guide to any standard 3/8" or 1/2" drill and bore round stock, stopped holes, angled holes and edges. This tool features automatic spring action and anchoring pins for secure drilling.



<b>MODEL H3487</b>	<b>ONLY \$34<sup>95</sup></b>
--------------------	-------------------------------

## COMPOUND MITER BOX

This precision miter saw features a one-piece aluminum base/back fence for built-in accuracy, quick-locking automatic settings plus adjusting lever for variable angle cutting, depth regulator, adjustable length stop and material clamp. Includes a standard 14 TPI blade.



<b>MODEL H3846</b>	<b>ONLY \$49<sup>95</sup></b>
--------------------	-------------------------------

### EXTRA REPLACEMENT BLADES:

<b>MODEL H3862</b>	14 TPI	<b>ONLY \$7.95</b>
<b>MODEL H3863</b>	18 TPI	<b>ONLY \$7.95</b>
<b>MODEL H3864</b>	24 TPI	<b>ONLY \$9.95</b>
4-Pc. Set (2 Each, 14 TPI & 24 TPI)		
<b>MODEL H3865</b>		<b>ONLY \$19.95</b>

## DOWEL CENTER MARKER

Match your dowel to an appropriate hole in this solid aluminum marker and give the dowel a tap from the other end. The center is accurately marked every time. It's easy as that!




<b>MODEL G3724</b>	<b>ONLY \$12<sup>95</sup></b>
--------------------	-------------------------------

GRIZC-04491

## Jacobs® TORQ-MATE® IMPACT TOOL ADAPTER

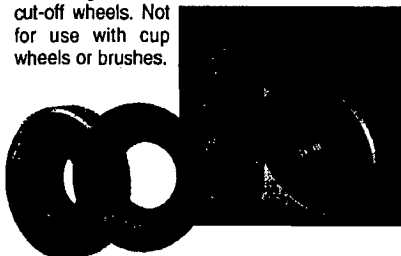
Turn your regular corded or cordless drill into a powerful torque wrench. Just insert the Torq-Mate® into your 3/8" or 1/2" drill chuck and you're ready to go! The Torq-Mate® converts drill speed into pure turning power at the point of impact, so you can loosen or tighten fasteners with less chance of stripping.



MODEL G8672 ONLY \$24<sup>95</sup>

## Jacobs® POWERNUT®

With the Jacobs® PowerNut®, changing wheels on your hand-held disc grinder is easy. Built to withstand excessive heat, dirt and corrosion, the PowerNut's built-in locking mechanism holds wheels securely at finger tightness. A special back flange is included for use with diamond and cut-off wheels. Not for use with cup wheels or brushes.



MODEL G8668 7" - 9" ONLY \$24<sup>95</sup>  
MODEL G8669 4 1/2" - 6" ONLY \$13<sup>95</sup>

## 52-PC. RAZOR KNIFE SET


Great for hobby and craft projects, this 52-piece Razor Knife Set includes five different blade holders, two awl holders, assorted 36 razor-sharp blades, 6 awl points, instant glue and a sharpening stone — all neatly organized in a handy case.



MODEL H2667 ONLY \$29<sup>95</sup>

## 1000-PC CABLE TIE ASSORTMENT

Organize and secure wire cables or any other items needing quick fastening with this 1000 piece cable tie assortment. Conveniently packaged in various sizes including: 4" multi-colored ties and 8" and 11" natural colored ties. 4" ties have 18 pound tensile strength and 8" and 11" ties have 50 pound tensile strength. A million uses!



MODEL G7301 1000 pc ONLY \$9<sup>95</sup>

## 1000-PC 4" CABLE TIES ASSORTED COLORS

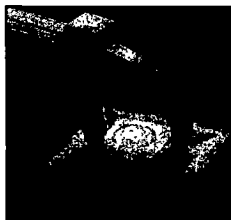
1000, 4" cable ties are packaged in a handy see-thru container and come in 10 different colors including natural for easy color coding. Each cable tie is self locking and has a tensile strength of 18 pounds.



MODEL G7302 1000 pc ONLY \$7<sup>95</sup>


## SADDLE TIE MOUNTS

These two-way saddle tie mounts have a strong adhesive back to stick just about anywhere. Use with cable ties up to 1/8" wide for instant anchors. Each measures 3/8" square. Box of 100. Cable ties not included.



MODEL G7303 Box of 100 ONLY \$6<sup>95</sup>

## CABLE CLIPS



Secure wire cables in neat fashion with these high-impact plastic cable clips with self starting nails. Each box contains 100 cable clips.

6mm (1/4") Box of 100  
MODEL G7304 ONLY \$2<sup>95</sup>  
7mm (5/32") Box of 100  
MODEL G7305 ONLY \$2<sup>95</sup>  
9mm (3/8") Box of 100  
MODEL G7306 ONLY \$2<sup>95</sup>

## KITCHEN SCISSORS

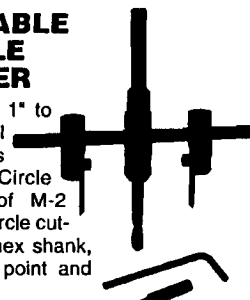
Not just for the kitchen. Large finger loops, ultra sharp cutting edges and curved plier jaws make these handy utility scissors great for the shop too.



MODEL G8975 ONLY \$3<sup>95</sup>

## ADJUSTABLE CIRCLE CUTTER

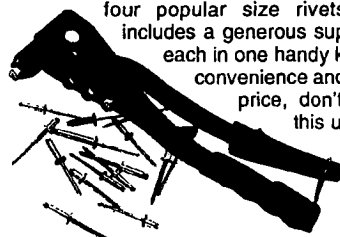
Bore holes from 1" to 5" on your drill press with this Adjustable Circle Cutter. Made of M-2 alloy steel, this circle cutter features 3/8" hex shank, 3/16" drill, center point and Allen® wrench.



Adjustable Circle Cutter  
MODEL G8964 ONLY \$9<sup>95</sup>  
Replacement Knives - Pair  
MODEL H1440 ONLY \$2<sup>95</sup>  
Replacement Center Point/Drill Bit  
MODEL H1441 ONLY \$1<sup>95</sup>

## 60-PC. RIVETING KIT

Everything needed to fasten sheet metal except the drill. This riveting tool with interchangeable, self storing tips handles four popular size rivets and includes a generous supply of each in one handy kit. For convenience and great price, don't pass this up!



MODEL G8973 ONLY \$15<sup>95</sup>

## SMARTEDGE™ MULTI-TASK TOOL

Four safety lock position blade opens, scrapes, cuts and trims. Change applications with just a push and turn of the child resistant knob. Great for box cutting and window scraping.



SmartEdge™  
MODEL H4169 ONLY \$7<sup>95</sup>  
Replacement Blades 10-pk  
MODEL H4170 ONLY \$1<sup>45</sup>

CALL 24 HOURS A DAY FROM ANYWHERE IN THE U.S.A. 1-800-523-4777


271

**FILES**

**STEELEX**

**5-PC. CURVED  
NEEDLE NOSE  
FILE SETS**

Available in three sizes, these Curved Needle Nose File Sets with five different tip profiles are ideal for extremely fine shaping. H2569 mini files measure 5½" long with ⅛" shanks. H2570 medium files measure 6¼" long with ⅜" shanks. H2571 large files measure 7" long with ½" shanks.




<b>MODEL H2569</b>	Mini, 5½" Overall Length	<b>ONLY \$3<sup>95</sup></b>
<b>MODEL H2570</b>	Medium, 6¼" Overall Length	<b>ONLY \$3<sup>95</sup></b>
<b>MODEL H2571</b>	Large, 7" Overall Length	<b>ONLY \$4<sup>95</sup></b>

**STEELEX**

**5-PC. RIFFLER RASP SET -  
FINE**

Five different profiles with fine-cut teeth make up this fine Riffler Rasp Set. Each riffler rasp measures 7" long and has a duplicate profile on each end for long life. Tooth cut extends all the way to the tips for delicate shaping and smoothing applications.




GRIZC-04493

<b>MODEL H2565</b>	<b>ONLY \$5<sup>95</sup></b>
--------------------	------------------------------

**8-PC. RIFFLER SET**

Our riffler rasp set contains just about every file type you need for shaping wood in hard to reach places.


Aggressive tooth design removes wood fast. Each measures 7½" long. These are great files at a great price!



<b>MODEL H1426</b>	<b>ONLY \$8<sup>95</sup></b>
--------------------	------------------------------

**FILE CARD**

Wood rasps and files cut faster and last longer when kept clean. This File Card features low-nap wire bristles on one side for tough-to-clean imbedded filings and a polypropylene brush on the other. Increased production efficiency make this File Card worth its weight in gold!




<b>MODEL G3810</b>	<b>ONLY \$5<sup>95</sup></b>
--------------------	------------------------------

**STEELEX**

**10-PC.  
NEEDLE NOSE FILE SET**

This Needle Nose File Set with vinyl grip handles includes ten profile shapes: round, half-round, flat, triangular, knife-edge, square and oval. All tips except the square nose flat file taper to a needle nose point for reaching into tight spots. Each file in the set measures 7" long.



<b>MODEL H2572</b>	<b>ONLY \$6<sup>95</sup></b>
--------------------	------------------------------

**STEELEX**

**8-PC. RIFFLER RASP SETS**


These double-ended 8-piece sets in fine, medium and coarse cut teeth have curved tips in a variety of shapes and profiles. H2566 and H2567 feature the same unique profile on each end, while H2568 has different profiles on each end for a total of 16 shaping options to choose from. Perfect for wood carvers and restoration specialists.



<b>MODEL H2566</b>	Medium, 7½" Overall Length	<b>ONLY \$6<sup>95</sup></b>
<b>MODEL H2567</b>	Fine, 7½" Overall Length	<b>ONLY \$7<sup>95</sup></b>
<b>MODEL H2568</b>	Coarse, 10" Overall Length	<b>ONLY \$9<sup>95</sup></b>

**6-PC. MINI FILE SET**

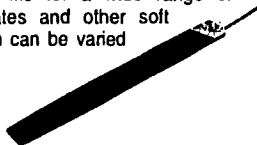
For delicate work, this Mini File Set includes an assortment of oval, flat, half round, round, triangular and square files with comfortable handles.



<b>MODEL G8979</b>	<b>ONLY \$5<sup>95</sup></b>
--------------------	------------------------------

### 10" RAPID CROSS-CUT FILE


Fastest cutting file for a wide range of plastics, laminates and other soft materials. Finish can be varied by user.



MODEL G7774 ONLY \$6<sup>95</sup>

### 10" 1/2 ROUND ALUMINUM FILE

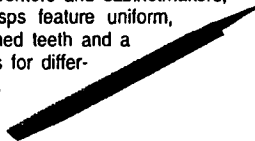
Features a fast cutting tooth design that virtually eliminates clogging when used on soft metals. Double cut.



MODEL G7784 ONLY \$8<sup>95</sup>

### WOOD RASPS

Used by woodworkers and cabinetmakers, these wood rasps feature uniform, individually formed teeth and a variety of styles for different applications.



1/2 Round Bastard Wood Rasp 10"

MODEL G7793 1/2 rnd. 10" ONLY \$5<sup>95</sup>

1/2 Round Bastard Wood Rasp 12"

MODEL G7794 ONLY \$7<sup>95</sup>

Round Bastard Wood Rasp 10"

MODEL G7795 ONLY \$3<sup>95</sup>

1/2 Round 4-in-1 Shoe Rasp 8"

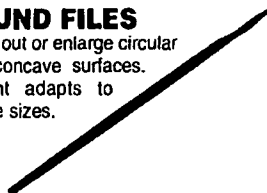
MODEL G7798 ONLY \$3<sup>95</sup>

Flat Combo Rasp 8"

MODEL G7799 ONLY \$2<sup>95</sup>

### ROUND FILES

Used to round out or enlarge circular openings or concave surfaces. Tapered point adapts to numerous hole sizes.



Round Bastard File 10"

MODEL G7779 ONLY \$3<sup>95</sup>

Round Second File 10"


MODEL G7780 ONLY \$4<sup>95</sup>

Round Smooth File 10"

MODEL G7781 ONLY \$4<sup>95</sup>

### 4-PC. FILE SET

This 4-pc. file set includes all the files most people need for general purpose filing in one neat package. Contents include: 8" 4-in-1 shoe rasp, 6" slim taper, 6" round and 8" mill bastard.




GRIZC-04494

MODEL G7802 ONLY \$8<sup>95</sup>

### 10" LATHE FILE

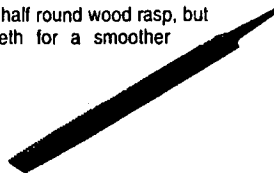
For finish lathe work on either hard or soft metals. Cuts faster than regular Mill files and leaves a smoother finish. Both edges are uncut (safe).



MODEL G7791 ONLY \$6<sup>49</sup>

### SECOND CUT CABINET FILES

Similar to the half round wood rasp, but with finer teeth for a smoother finish.

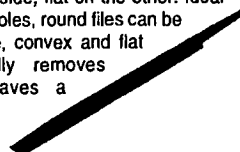


MODEL G7796 8" ONLY \$6<sup>95</sup>

MODEL G7797 12" ONLY \$10<sup>95</sup>

### HALF ROUND FILES

Rounded on one side, flat on the other. Ideal for rounding out holes, round files can be used on concave, convex and flat surfaces. Rapidly removes material but leaves a smooth finish.



1/2 Round Bastard File 6"

MODEL G7775 ONLY \$3<sup>95</sup>

1/2 Round Bastard File 10"

MODEL G7776 ONLY \$5<sup>95</sup>

1/2 Round Second File 10"

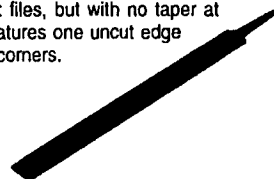
MODEL G7777 ONLY \$7<sup>95</sup>

1/2 Round Smooth File 10"

MODEL G7778 ONLY \$7<sup>95</sup>

### HAND FILES

Similar to flat files, but with no taper at the point. Features one uncut edge for filing into corners.



Second File 10"


MODEL G7782 ONLY \$5<sup>49</sup>

Smooth File 10"

MODEL G7783 ONLY \$5<sup>95</sup>

### 7-PC. FILE SET

Includes a 8" half-round file, 1/4" x 5 1/2" and 3/8" x 10" round files, 6" and 10" flat files, 1/4" x 8" square file and 8" triangular file. Contoured, high-impact plastic handles feature hanger slots, so they'll store above your workbench.



MODEL G8073 ONLY \$11<sup>95</sup>

### 10" MILL CURVED FILE

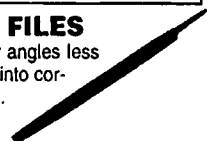
Features curved contours across the file face for smoothing on curved metal surfaces.



MODEL G7792 ONLY \$10<sup>95</sup>

### 3 SQUARE FILES

Used by machinists for angles less than 90°. This file gets into corners that others cannot.



3 Square Bastard File 10"

MODEL G7788 ONLY \$5<sup>95</sup>

3 Square Second File 10"

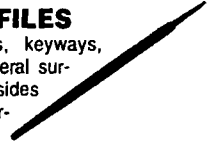
MODEL G7789 ONLY \$6<sup>49</sup>

3 Square Smooth File 10"

MODEL G7790 ONLY \$6<sup>95</sup>

### SQUARE FILES

Used for filing slots, keyways, square holes and general surface filing. All four sides have equal filing surfaces. Double cut.



Square Bastard File 10"

MODEL G7785 ONLY \$4<sup>95</sup>

Square Second File 10"


MODEL G7786 ONLY \$5<sup>49</sup>

Square Smooth File 10"

MODEL G7787 ONLY \$5<sup>95</sup>

### FINE ROSEWOOD HANDLES

These beautiful Rosewood Handles turn ordinary tanged hand tools into the extraordinary. Each handle is finely finished and features a turned finger grip for added control. Brass ferrule provides function as well as distinction.



MODEL H2622 4" Long ONLY \$2<sup>49</sup>

MODEL H2623 5 1/2" Long ONLY \$3<sup>49</sup>

### FILE HANDLES

Comfortable wood file handles are self threading to fit on any file tang.




MODEL G7800 6" - 8" ONLY \$1<sup>95</sup>

MODEL G7801 8" - 10" ONLY \$1<sup>95</sup>

### 5-PC. ROTARY RASP SET

Five-piece rotary rasp set makes quick work of any wood shaping project. Quarter inch shanks mount in any variable speed hand drill.



STEELUX

MODEL G8969 ONLY \$3<sup>99</sup>



CALL 24 HOURS A DAY FROM ANYWHERE IN THE U.S.A. 1-800-523-4777

273

**LEVELS**

## HEAVY-DUTY ROTARY LASER COMBO KIT DW071KD


- Manual leveling system is accurate to  $\pm 1/4"$  @ 100% • Dual side-by-side laser diodes for an extremely bright, visible beam • Protected rotary head & side impact roll cage for increased durability • Built-in bump sensor alerts user if laser has been bumped after leveling • Variable speed, 0-600 R.P.M. for increased visibility • Laser can be oriented level or plumb for all common applications • Wall mount allows the laser to be attached to a wall for drop ceiling installation • Digital laser detector extends interior & exterior range to 600'
- Requires 3 D batteries



MODEL H3586 ONLY \$399<sup>95</sup>

## HEAVY-DUTY 18V CORDLESS ROTARY LASER KIT DW073K & DW073KD


- Manual leveling system is accurate to  $\pm 1/4"$  @ 100% • Multi-voltage adapter accepts XRT™, XR+™ and compact DEWALT batteries 9.6V - 18V • Dual side-by-side laser diodes for an extremely bright, visible beam • Protected rotary head & side impact roll cage for increased durability • Built-in wall, floor and tripod mounts allow fast and easy setup for most common applications - eliminates need for separate tool mount accessories • Two-position pivoting head for quick adjustment from level to plumb • Built-in bump sensor alerts user if laser has been bumped after leveling • Variable speed, 0-600 R.P.M. for increased visibility • H3588 Includes detector card and clamp



DW073K  
MODEL H3587 ONLY \$399<sup>95</sup>  
DW073KD with Detector Card and Clamp  
MODEL H3588 ONLY \$499<sup>95</sup>

## TORPEDO LEVEL

The Checkpoint™ non-laser 4 Vial Ultra Mag™ Level is designed for portability, efficiency and professional durability. It features four rare-earth neodymium magnets, a V-Groove system (easily parallels up to 10" diameters) and four precision-aligned vials (0°, 45°, 90° and 30°) for exceptional accuracy.



MODEL H1496 ONLY \$29<sup>95</sup>

## TORPEDO LEVEL

This Torpedo Level features a diecast aluminum frame and ABS inner moldings. One side is magnetic so it stays put on ferrous metal objects. 9" long.



MODEL G3774 ONLY \$8<sup>95</sup>

## LASER TARGET CARD DW0730

- Aids in locating the laser by enhancing the visibility of the beam • Magnetic base for attaching to ceiling grid or steel studs



MODEL H3589 ONLY \$9<sup>95</sup>

## DIGITAL LASER DETECTOR & CLAMP DW0732




- Detects rotary laser beam inside and outside over long distances or in bright light conditions • Digital laser detector extends the interior & exterior range of your laser to 600' • 3 1/2" clamp capacity for mounting to dimensional 2x4's

MODEL H3590 ONLY \$159<sup>95</sup>

## 13' CONSTRUCTION GRADE ROD DW0734

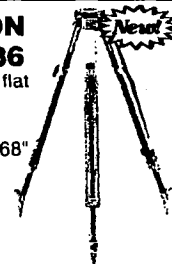
- 13' length for most common applications • Lightweight, durable aluminum construction • 4 telescoping sections • Markings in feet, inches and 8ths • Backside rod scale for height measurements



MODEL H3591 ONLY \$49<sup>95</sup>

## CONSTRUCTION TRIPOD DW0736

- 5/8" mounting threads, flat head design • Quick-release legs for fast & easy setup • Height: 68" open, 42" closed • Pointed steel feet are stable on any terrain



MODEL H3592 ONLY \$99<sup>95</sup>


## TOP READ ALUMINUM LEVELS

With extruded aluminum I-beam frames, a black anodized finish and computer machined level edges, these are top-of-the-line barrel vial levels for more accurate results. They also feature a large, patented, magnified top-read window, shock-preventing end caps and screw-on, high impact plastic covers with protective lenses. Frame dimensions: 1" x 2 1/4".




MODEL H4171 2' ONLY \$13<sup>95</sup>  
MODEL H4172 4' ONLY \$21<sup>95</sup>

# SMITH & WESSON® OPTICS



Smith & Wesson

## GAME SPOTTER & GAME SPOTTER XL SPOTTING SCOPES

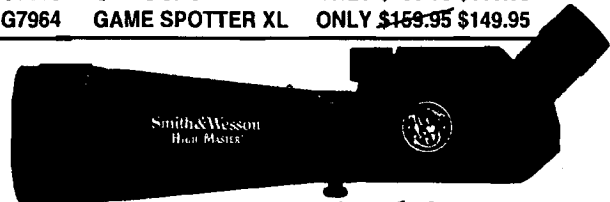


Both the Game Spotter™ and the Game Spotter XL feature an exclusive 50mm ruby coated lens for impressive light gathering ability and a powerful zoom (8 to 24 for the Game Spotter, 18 to 36 for the Game Spotter XL) so you can switch from wide field of view to pin-point accuracy in an instant. These scopes have threaded tripod mounts and are protected by impact resistant rubber armor. Includes carrying case and shoulder strap.

MODEL G7963 GAME SPOTTER ONLY ~~\$139.95~~ \$119.95  
MODEL G7964 GAME SPOTTER XL ONLY ~~\$159.95~~ \$149.95

## Smith & Wesson® HIGH MASTER™ SPOTTING SCOPE


The ultimate in spotting scopes, the High Master™ takes the best spotting scope features and increases their capabilities to yield an unsurpassed long distance viewing instrument. Wide 78mm ruby coated lens makes viewing in low light levels a breeze and 20 to 60-power zoom captures the smallest subject. Includes carrying case and shoulder strap.



MODEL G7965 ONLY ~~\$395.00~~ \$369.95

## Smith & Wesson® 24-PC. BIT DRIVER SET

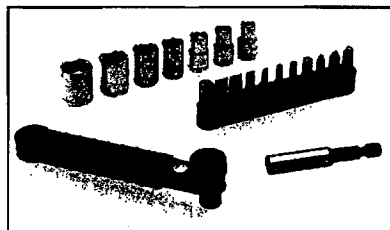
Set includes comfort grip magnetic tip driver, driver extension, (6) Torx® bits - T10, T15, T20, T25, T27 & T30, (5) straight bits - 1/8", 3/32", 1/16", 1/4" & 5/32", (5) hex bits - 3/64", 1/8", 3/32", 1/32" & 1/4", (3) Phillips® Bits - #1, #2 & #3, (3) Pozidriv® Bits - #1, #2 & #3 and plastic storage trays for bits.



MODEL H1249 ONLY \$9.95

## Smith & Wesson® 20-PC. RATCHET SOCKET/BIT SET


Set includes 2-way mini ratchet handle, driver extension, 1/4" socket adapter, (7) sockets (1/4" drive) - 3/16", 7/32", 1/4", 5/16", 3/8", 7/8" & 1/2", (3) Torx® bits - T15, T20 & T30, (4) straight bits - 1/8", 3/16", 1/4" & 5/32", (3) Phillips® bits - #1, #2 & #3 and plastic storage tray for bits.



MODEL H1250 ONLY \$9.95

## Smith & Wesson® NIGHT PATROL™ II NIGHT VISION SCOPE

Hand held night vision monocular uses IR integrated technology to capture low ambient light, making you a part of the nocturnal world. The Night Patrol™ II features two-power magnification, 200 - 300 foot range, F/1.2 lens objective and 15 degree field of view.



Requires 2 AA batteries (not included). Includes carrying case.

MODEL G8737  
INTRODUCTORY SPECIAL  
~~\$375.00~~ \$249.95

GRIZC-04496

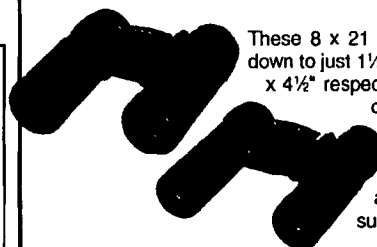
## Smith & Wesson® FLOATER™ WATERPROOF BINOCULARS



Charged with fog-resistant nitrogen gas and sealed with special O-rings, these rugged center-focus binoculars are equipped with a special floating strap that ensures easy retrieval should these porro prism binoculars go overboard. Ruby-coated optics provide added clarity and definition in challenging marine conditions.

MODEL G8735 8 X 25mm - 8.1° ONLY ~~\$195.00~~ \$169.95

## Smith & Wesson® POCKET BINOCULARS

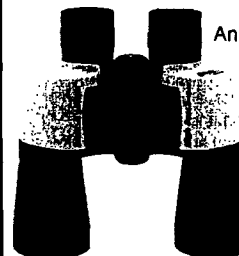


These 8 x 21 and 10 x 25 binoculars fold down to just 1 1/2" x 2 1/2" x 3 1/2" and 1 1/2" x 2 1/4" x 4 1/2" respectively and fit in a handy belt case for go anywhere action.

Binoculars are protected by rubber armor coating and feature flexible eye pieces and neck strap. This is one super deal!

MODEL G7115 8 X 21 SPECIAL BUY ~~\$29.95~~ \$14.95  
MODEL G8045 10 X 25 SPECIAL BUY ~~\$39.95~~ \$18.95

## Smith & Wesson® HIGH SEAS™ WATERPROOF BINOCULARS



An important safety aid for boaters, this marine adapted 7x50mm binocular is made fog proof and waterproof by its sealed, nitrogen-charged construction. These center-focused binoculars are multicoated and equipped with ruby-red objective lenses for outstanding clarity and definition on land or water, plus the large exit pupil provides for excellent low light viewing.

MODEL G8736 7 X 50mm - 6.6° ONLY ~~\$245.00~~ \$195.00

CALL 24 HOURS A DAY FROM ANYWHERE IN THE U.S.A. 1-800-523-4777

275





# SMITH & WESSON® TOOLS

GRIZZ-04497

## 44 MAG TOOL®

Without a doubt, the best multi-tool around. Aside from its superior quality, the 44 Mag Tool® is the only one to feature a diamond file.

**5 YEAR WARRANTY**

Features: needlenose pliers, wire cutters, crimpers, scissors, bottle opener, can opener, 1/8", 3/16", 1/4" straight & Phillips® type screwdrivers, diamond file, awl, lanyard, regular blade, serrated blade and criss-cross saw.

**MODEL G7118 Reg. \$47<sup>95</sup> SPECIAL BUY! \$20<sup>95</sup>**

## TOOL CHEST II 24 FUNCTION MULTI TOOL

This first production run Multi Tool features so many tools, it's just like having a tool chest on your belt. Includes 11 screwdriver bits and Cordura® nylon sheath.

**1 YEAR WARRANTY**


Includes:

- Needlenose Pliers with Wire Cutter
- 3/16" Straight Screwdriver/Bottle Opener
- Scissors
- File
- Dual Scale Ruler
- Can Opener/Awl
- Phillips® Screwdriver
- Drop Point Blade
- Hex Bit Holder/1/4" Socket



**MODEL H2868 Reg. \$29<sup>95</sup> SPECIAL BUY! \$14<sup>95</sup>**


## 15-PC. ELECTRONIC SCREWDRIVER SET



For precision assembly work, this 15-piece set features long, slender handles with swivel heads for ultimate control. Includes: 1/16", 3/64", 3/32" hex keys; 1/8", 9/64", 3/32", 1/16", 7/32" sockets; .054", .070", .094", .118" straight and #00, #0, #1 Phillips® screwdrivers. Packaged in a permanent plastic see-thru case.

**MODEL G7086 ONLY \$14<sup>95</sup> \$12<sup>95</sup>**

## 6-PC. GUNSMITHING SCREWDRIVER SET



Fits dozens of brands of handgun and rifle screws, this six-piece screwdriver set is great for adjusting scopes and general gunsmithing applications. It's also ideal for any application where maximum torque is required to tighten or loosen tiny screws. Features magnetic tips and precisely ground blades hardened to Rc60.

**MODEL G7119 ONLY \$27<sup>95</sup> \$24<sup>95</sup>**



## GUN PAL®

All the bits for your favorite gun and scope screws. Interchangeable screwdriver features 11 useful bits, magnetic tip driver and Cordura® nylon belt sheath.



**MODEL G7084**

**ONLY \$14<sup>95</sup> \$12<sup>95</sup>**



## 6-PC. MINI SCREWDRIVER SET


Precision screwdriver set includes: #00, #0 and #1 Phillips® and 1/16", 3/64" and 3/32" straight. Each features a swivel head and long tip for unsurpassed control.

**MODEL G7085**

**ONLY \$9<sup>95</sup> \$7<sup>95</sup>**



## 61-PC. RATCHET SCREWDRIVER BIT & SOCKET SET



Hand-held Ratchet Screwdriver Bit and Socket Set includes pivoting ratchet handle, 18 sockets from 5 thru 13mm and 3/16" thru 1/2" by 32nds. This set also features 32 1" chrome vanadium bits including: Phillips®, straight, Torx®, Allen® and square, plus a see-thru plastic case.


**MODEL G7087**

**Special**

**Reg. \$27<sup>95</sup>**

**\$24<sup>95</sup>**

## 6-PC. DELUXE NUT DRIVER SET



The perfect companion to the 6-pc. Gunsmithing Screwdriver Set, the Deluxe Nut Driver Set includes 3/16", 1/4", 3/16", 3/8", 7/16" and 1/2" sockets. Features high-torque handles and convenient storage tray.

**MODEL G8746 \$19<sup>95</sup>**

## JUNGLEE® Z KNIFE®

GRIZC-04498



An "A" for styling and consumer appeal! Crafted in Seki, Japan with AUS-6 stainless steel and Zytel and Kraton handle. 2 1/4" blade. 1.3 oz.  
MODEL G6404 ONLY \$19.95

## STUBBY® KNIVES




All the cutting power you'd expect in a full-sized folder, yet slips easily onto your key ring. This handsome, black anodized, 1 1/2" drop point knife features a hollow ground, broad profile stainless steel blade. Includes lanyard chain for key ring. 2 1/4" closed.

MODEL G7307	SILVER	ONLY \$9.95	\$8.95
MODEL G7308	BLACK	ONLY \$9.95	\$8.95

Gutmann Cutlery, Inc.  
Since 1947

## BABY STUBBY® KNIVES



Lighter than lightweight, these Baby Stubbies® pack a ton of features in a small package. Skeletonized 420-J2 stainless steel blades are available in plain or semi-serrated blade styles. These one handed folders feature raised-relief soft Kraton® grips.

MODEL G7116	BLACK/RAZOR	ONLY \$10.95
MODEL G7117	SILVER/SEMI-SERRATED	ONLY \$10.95

**WALTHER**

### JUNGLE TOOL®

Fully assembled, the pick and shovel are great for digging a fire pit or latrine. A few twists and turns of the wrist exposes a razor sharp knife with an aggressive sawtooth spine. Need to get food? The bottom handle houses fishing line, hooks, sinkers and a slingshot attachment - not to mention emergency matches, bandages, safety pins, a cutting cable, sewing needle and pencil. Unlike most shovels, this one is made of stainless steel. The handle is lightweight aluminum under a textured Kraton® rubber grip for durability and control, and the entire tool stores away in a 8 1/2" x 4 1/2" x 2" ballistic nylon pouch with belt loop. Shovel: 17 1/2" Overall. Knife: 4 1/2" Blade. 11 1/2" Overall. 9.0 Ounces.

**INCLUDES:**  
SAWTOOTH/RAZOR EDGED KNIFE, SHOVEL, SLING SHOT, BANDAGES, RAZOR BLADE, MATCHES, SINKERS, FISHING LINE, DOUBLE-STITCHED BALLISTIC NYLON CARRYING POUCH, PICK, FINGER SPLINTS, SEWING NEEDLE, SAFETY PINS, CUTTING CABLE, FISHING HOOKS AND PENCIL.

MODEL H2416 ONLY \$49.95

Please note: You must be at least 18 years old to order any knife. We do require an adult signature at the time of delivery.  
**CALL 24 HOURS A DAY FROM ANYWHERE IN THE U.S.A. 1-800-523-4777**

CUTLERY

## EXPLORA SURVIVAL KNIFE KIT



Originally designed for military use, this high-performance survival knife kit packs all the tools you need for wilderness survival into one compact package. Built around a brawny 10 1/2" fixed blade knife with a 5" stainless steel blade and built-in saw blade, this all-in-one kit includes a high impact military-style scabbard that contains a spear point, slingshot, fishing line, snare and more. The screw-on knife butt opens to reveal a compass, matches, Morse Code translator and other survival essentials. A life-saver! 18 oz.

MODEL G6540 ONLY \$27.95

## MINI SHOVEL



Like a construction crew in your back pocket, this multi-function shovel and trenching tool will get the job done at a moment's notice. Packed in its own camo belt sheath, this 12" convertible camp tool features a heavy gauge round nose shovel, trenching dibble and a built in saw blade. The removable handle features rubberized grips for comfort and control. 20.2 oz.

MODEL G6542 ONLY \$12.95

## Smith & Wesson®

## BOOKENDS



Guard and protect your precious book volumes with these Smith & Wesson® bookends. Styled after the famous Smith & Wesson® .44 magnum revolver, these reproduction, finely cast revolvers have pewter finishes with contrasting gold triggers, hammers, front sights and Smith & Wesson® logos. Rubberized grip inlays offer a fine finishing touch. Each revolver is mounted on a nice base with a protective rubber pad on the bottom. The pad not

only protects the bookshelf against scratches, but it virtually eliminates any sliding that is common to most similar types of bookends. So, put your most treasured books in the place of honor — between a set of these finely crafted Smith & Wesson® bookends.

MODEL H0463 INTRODUCTORY PRICE \$79.95

Gutmann Cutlery, Inc.  
Since 1947

## JUNGLEE® KASHMIR® CIGAR KNIVES

For the fine cigar and small knife aficionado, Gutmann Cutlery Inc.® has combined form and function into one thoughtfully designed knife. The slim profile Kashmir® Cigar Knife features an AUS-6 broad guillotine blade, large opening for the fattest stogies, lanyard hole for a keychain and a pocket clip that doubles as a money clip. Folded blade neatly trims off the end of any cigar. Available in four attractive styles.

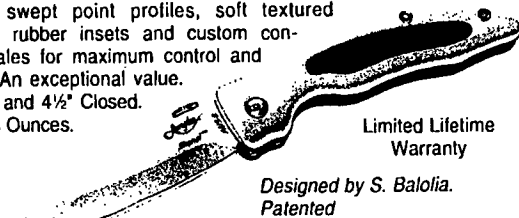
MODEL G7309	BLACK	ONLY \$39.95
MODEL G7310	KALEIDOSCOPE	ONLY \$72.95
MODEL G7311	GEMSTONE	ONLY \$84.95
MODEL G7312	WOOD WITH TURQUOISE	ONLY \$77.95



*Junglee®*

### THE SHENZI®

Look hard. You won't find an ounce of unnecessary fat on this exclusive Junglee® knife. Forged in bright, brushed aluminum and high-carbon AUS-8 stainless steel, the Shenzi® delivers the type of performance serious knife enthusiasts look for. Shenzi® razor knives feature 3½" swept point profiles, soft textured Kraton® rubber insets and custom contoured scales for maximum control and durability. An exceptional value. 3½" Blade and 4½" Closed. AUS-8. 4.3 Ounces.



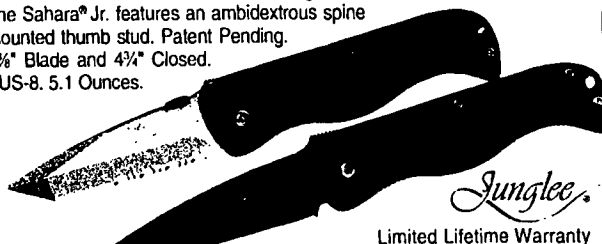
Limited Lifetime Warranty

Designed by S. Balolia.  
Patented

MODEL G8738 RAZOR REG ~~\$39.95~~ ONLY \$23.95

### THE SAHARA® JR.

The Sahara® Jr. features the superior strength of the tanto blade design along with a responsive, rubber-insert avionic quality aluminum scale. Measuring 3½" from point to trailing edge, the Sahara® Jr. blade is forged from extra-thick AUS-8 stainless steel stock and is chisel ground for an incredibly sharp edge. The Sahara® Jr. features an ambidextrous spine mounted thumb stud. Patent Pending. 3½" Blade and 4¼" Closed. AUS-8. 5.1 Ounces.

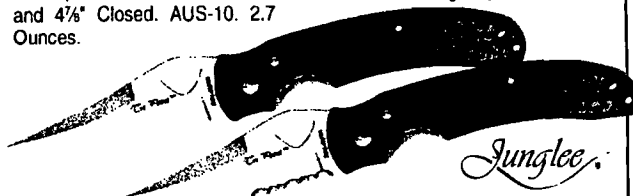


Limited Lifetime Warranty

MODEL G8739 BLACK/SEMI REG ~~\$39.95~~ ONLY \$23.95  
MODEL H0616 BLACK/RAZOR REG ~~\$49.95~~ ONLY \$33.95

### THE TRI POINT® SERIES


Sleekly styled Tri Points® feature large finger-pulls that reduce blade weight and enhance form and function. Combined with lightweight Zytel® scales, these streamlined knives are offered in two edge styles. 3½" Blade and 4½" Closed. AUS-10. 2.7 Ounces.



MODEL G8740 RAZOR REG ~~\$54.95~~ ONLY \$38.50  
MODEL G8741 SEMI REG ~~\$54.95~~ ONLY \$38.50

### SPECIAL FORCES

The new Junglee® Special Forces tactical drop clip puts fierce cutting power close at hand. Comes with a tough ballistic nylon sheath with boot/belt clip and includes a comfortable harness for covert carrying. The AUS-8A stainless steel blade is hardened to Rc57± plus coated in a matte Teflon® blade for minimum glare and maximum resistance to rust and corrosion. The nicely contoured Kraton® rubber grips provide maximum tactical control. 4½" Blade and 9½" Overall. AUS-8A. 5.2 Ounces.




MODEL G8747 REG ~~\$59.95~~ ONLY \$49.95

Please note: You must be at least 18 years old to order any knife. We do require an adult signature at the time of delivery.

ORDER ONLINE AT [www.grizzly.com](http://www.grizzly.com)

### BABY HOOK CLEAVER

The Baby Hook Cleaver draws much of its innovative design from the traditional Inuit Ulu and the rest from state-of-the-art technology. The Baby Hook Cleaver delivers the soft, secure feel of Kraton® rubber grips and the added control of a built-in finger hole and serrations. Leather sheath included. 4" Blade and 8¼" Overall. AUS-8. 10 Ounces.

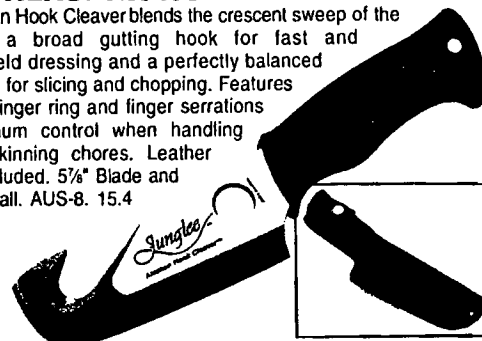


Limited Lifetime Warranty

MODEL G8742 REG ~~\$79.95~~ ONLY \$50.95

### ALASKAN HOOK CLEAVER

The Alaskan Hook Cleaver blends the crescent sweep of the Ulu with a broad gutting hook for fast and efficient field dressing and a perfectly balanced razor edge for slicing and chopping. Features a special finger ring and finger serrations for maximum control when handling delicate skinning chores. Leather sheath included. 5½" Blade and 10½" Overall. AUS-8. 15.4 Ounces.



MODEL G8744 REG ~~\$99.95~~ ONLY \$72.95

### PANDA® SKINNING AXE

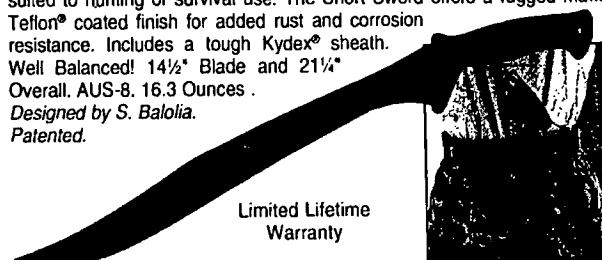


The Panda® Skinning Axe features a broad gutting hook and a finger-contoured shaft that can be easily handled at full length or held close to the blade for more delicate work. Measuring 15" overall, with a sweeping Ulu-style blade, the AUS-8 modified stainless steel Panda® features soft Kraton® rubber grips and a full-tang construction for top comfort and durability. Ideal for hiking, hunting and camping. Leather sheath included. 4½" Blade and 15" Overall. AUS-8. 23 Ounces.

MODEL G8743 REG ~~\$79.95~~ ONLY \$59.95

### SHORT SWORD

The Junglee® Short Sword has quickly become the standard for this growing category of sport and defensive cutlery. Crafted in Seki, Japan from top quality AUS-8 stainless steel and genuine textured Kraton® rubber grips, the Junglee® Short Sword delivers a graceful 14½" blade sweep that's perfectly suited to hunting or survival use. The Short Sword offers a rugged matte Teflon® coated finish for added rust and corrosion resistance. Includes a tough Kydex® sheath. Well Balanced! 14½" Blade and 21¼" Overall. AUS-8. 16.3 Ounces. Designed by S. Balolia. Patented.



Limited Lifetime Warranty

MODEL G8745 REG ~~\$139.95~~ ONLY \$99.95


# WOODEN CARS

NOTE: CARS AND TRUCKS ARE FULLY ASSEMBLED AND FINISHED. NOT FOR CHILDREN UNDER 6.

GIFTS

## WOODEN DELIVERY TRUCK

10"L x 3 3/4"W x 5"H




MODEL H0239

ONLY \$12.95

## WOODEN CAR

9"L x 3 1/2"W x 3 1/2"H

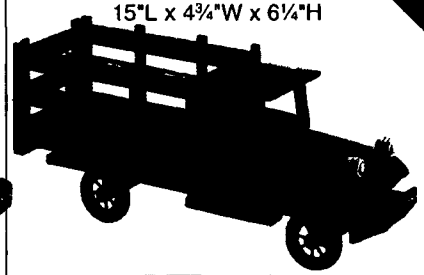


MODEL H0247

ONLY \$10.95

## WOODEN TRUCK - BROWN & RED

15"L x 4 3/4"W x 6 1/4"H




MODEL H0246

ONLY \$14.95

## WOODEN TRUCK - BROWN

10"L x 3 1/2"W x 4 1/2"H




MODEL H0241

ONLY \$10.95

## WOODEN CAR

12"L x 4 3/8"W x 4"H




MODEL H0240

ONLY \$12.95

## WOODEN SPORTS CAR

9"L x 3 1/2"W x 3 3/4"H




MODEL H0248

ONLY \$10.95

## WOODEN CAR - BROWN

9 3/4"L x 3 3/4"W x 3 5/8"H




MODEL H0243

ONLY \$10.95

## WOODEN TRUCK - RED

10"L x 3 1/2"W x 4 1/2"H




MODEL H0242

ONLY \$10.95

## WOODEN MERCEDES BENZ

14 1/2"L x 5 1/4"W x 4 5/8"H




MODEL H0244

ONLY \$14.95

## WOODEN MERCEDES SPORT

14 1/4"L x 5 1/4"W x 5 1/4"H




MODEL H0245

ONLY \$14.95

## TRAIN

26"L x 5"W x 6 1/2"H



GRIZC-04500

MODEL H2373

ONLY \$24.95

CALL 24 HOURS A DAY FROM ANYWHERE IN THE U.S.A. 1-800-523-4777


## HOME SECURITY



**SEE WHO  
IS AT THE  
FRONT DOOR!**

### VIDEO DOOR PHONE WITH 65' CABLE


Screen solicitors and protect your family from unwanted visitors the high-tech way. The compact, two-way intercom system features a high-power infrared LED camera and bright, 4" black-and-white picture screen for maximum security in regular and low-light conditions. A built-in electric door opener enables the user to allow entrance from the console location. Includes 65' 4-pin cable.



**MODEL G8619 ONLY \$199.95**

### EXTRA 65' OF CABLE


Heavy-duty 6-pin cable makes it possible to double the distance between your monitor and remote camera. Includes audio, video, power and grounding connections.



**MODEL G8680 ONLY \$16.95**

### SECURITY CAMERA WITH 5" MONITOR

Easy-to-install security monitor with high-resolution black & white video and two-way audio is ideal for lobbies, kids' play areas, workshops or other areas where safety and security are essential. Wide-angle F1.6 camera provides 90° view in light as low as 1.0 lux. Two-channel monitor allows use with one additional camera. VCR outputs and 65' 6-pin cable included.




**MODEL G8616 ONLY \$159.95**

### SECURITY CAMERA WITH 10" MONITOR

A bright, 10" monochrome screen with four camera inputs and sequential switching makes it easy to keep an eye on playgrounds, parking areas, patios or any other locations where safety or security are at risk. Combined with its highly sensitive, waterproof infrared LED camera, this system provides superior indoor or outdoor viewing in normal or low-light conditions to 0.1 lux.


Two-way audio and VCR capabilities provide added security. 65' 6-pin cable included.



**MODEL G8617 ONLY \$199.95**

### EXTRA CAMERA WITH 65' OF CABLE

Waterproof, wide-angle LED camera with two-way audio capability can be added to your security system for multi-position viewing. Fixed-focus 3.8mm infrared lens provides a detailed image in light as low as 0.1 lux. Includes a 65', 6-pin cable for convenient installation.



**GRIZC-04501**

**MODEL G8618 ONLY \$99.95**

### ELECTRONIC SAFE

An easy-to-use electronic keypad provides a secure barrier between your valuables and the bad guys. Perfect for in-wall or surface mounting, this rugged vault features pre-drilled holes for easy installation. This 15"W x 7"D x 11 1/4"H safe is powered by six "C" batteries, so power failures will not affect its security. A separate electronic override key box is included for added safety. Internal dimensions are 14 1/2"W x 6 1/4"D x 11 1/4"H.

**MODEL G8696 ONLY \$79.95**

### DATA SAFE

In the "Electronic Age", data has become one of the most important valuables we have. Why not give it the same protection you would provide for jewelry and other precious items? This 17 1/4"W x 18"D x 21 1/4"H safe is heavily insulated and constructed to provide the utmost protection for floppies, CD-Roms and other standard electronic file formats. Internal dimensions measure 8 5/8"W x 7 3/4"D x 12 1/2"H. 188 lbs.

**MODEL G8698 ONLY \$179.95**


### SAFE WITH COMBINATION AND KEYS

Safe protection for your valuables doesn't have to be expensive! This 9 1/2"W x 7 1/4"D x 11"H safe features both a 3-number combination lock and a keyed-entry, so you can enjoy both security and convenience. Pre-drilled mounting holes make in-wall or surface attachment simple and secure. A built-in shelf provides added storage options. Contractors: you won't find a less expensive residential add-on that will attract more buyer appeal. Internal dimensions are 9"W x 6 1/4"D x 10 1/2"H.

**MODEL G8697 ONLY \$49.95**

### GUN SAFES

These safes are designed to hold your guns and accessories in a secure, fire-resistant environment. They feature heavy-duty steel construction, multiple locking bolts, and a built-in shelf for magazines and accessories. The safes are also equipped with a combination lock and a keyed entry for added security. Internal dimensions are 11 1/2"W x 11 1/2"D x 11 1/2"H.



**MODEL G9930 10 Gun Safe ONLY \$145.00**

**MODEL G9930 10 Gun Safe ONLY \$225.00**

### COMBINATION/KEY FLOOR SAFES

#### BIG! - 154 LB. SAFE

Never give a thief an even break! Protect your valuables in this rugged 14 1/2"W x 14 1/2"D x 23 1/4"H floor safe. Secured by a tough four-number combination lock and stout, hardened steel bolts, this hefty vault also includes a keyed entry lock for added convenience. Thick steel walls and tamper-free hinges add to this safe's secure construction. Mounted on steel wheels. Internal dimensions are 14"W x 11 1/4"D x 19 1/4"H (6 1/8"W x 6 1/4"D x 2 3/4"H locking drawer).

**MODEL G8700 ONLY \$149.95**

#### BIGGER!! - 209 LB. SAFE

Weighing in at a husky 209 lbs., this floor safe is more than ample discouragement for would-be thieves. This combination dial and key-locked 17 1/4"W x 19"D x 29 1/4"H safe provides an exceptional amount of space for documents, jewelry, firearms, cash and other valuables. Hardened steel bolts and oversized steel construction ensure that your property will be well protected. Safe measures 17 1/4"W x 16 1/4"D x 25 1/2"H inside (8 1/4"W x 11"D x 2 1/4"H locking drawer). Includes steel wheels for easy positioning.

**MODEL G8701 ONLY \$199.95**

#### BIGGEST!!! - 242 LB. SAFE

Weighing in at nearly 250 lbs. this massive floor safe is a top choice for valuables. Measuring 19"W x 20"D x 34"H on the outside and 18 1/2"W x 16"D x 30"H on the inside, this safe features a commercial-quality, 4-number combination dial and an auxiliary keyed lockset. There is also a 11 1/4"W x 11"D x 2 1/4"H locking drawer inside. Internally equipped with five extra-hefty hardened locking bolts. On steel wheels.



**MODEL G8702 ONLY \$249.95**

**CALL 24 HOURS A DAY FROM ANYWHERE IN THE U.S.A. 1-800-523-4777**

**FINISHING**



**H. BEHLEN**



**SANDING SEALER**

One of the most versatile products used in furniture touch-up. Fills and levels surface scratches, burn-in repairs, and smooths 'french padded' repairs. This product is fast drying, easy to sand and contains high solids for rapid build up. Seals in stains prior to final top coat for faster build up. 13 fl. oz.



**MODEL H3918 ONLY \$5<sup>95</sup>**

**BLUSH ERASER™**

If you work in a humid, damp, or cold climate you need Behlen Jet Spray Blush Eraser™. Humid or cold weather can cause a finish to turn white or "blush". Behlen Blush Eraser™ re-flows the lacquer and allows the trapped moisture to escape without changing the existing sheen or color shade. Eliminates the need to sand off or chemically strip the damaged finish. 13 fl. oz.



**MODEL H3919 ONLY \$5<sup>95</sup>**

**BURN-IN SEALER**

Burn-in Sealer may be sprayed over a burn-in stick repair to eliminate an unwanted gloss sheen or "halo" prior to topcoating with a clear lacquer finish. See Burn-in Kit on page 285.



GRIZC-04503

**MODEL H4266 ONLY \$5<sup>95</sup>**

**JET SPRAY™ CLEAR LACQUER**

Specially formulated to enable the experienced as well as the novice to do a professional job. Two or three coats of the desired sheen will develop a durable, alcohol resistant lacquer finish. This product is economical, easily applied and dries quickly. 13 fl. oz.



<b>MODEL H3900</b>	Dead Flat	<b>ONLY \$5<sup>95</sup></b>
<b>MODEL H3901</b>	Flat	<b>ONLY \$5<sup>95</sup></b>
<b>MODEL H3902</b>	Gloss	<b>ONLY \$5<sup>95</sup></b>
<b>MODEL H3903</b>	Satin	<b>ONLY \$5<sup>95</sup></b>

**TOP COAT LACQUER**

Behlen Master Lacquer Top Coat is an alcohol and water resistant, high solid nitrocellulose lacquer. Use to seal and protect Behlen solvent based stains and other Master Aerosols. Master Lacquer Topcoat and Sanding Sealer perform like a spray gun applied finish. 13 fl. oz.



<b>MODEL H3936</b>	Gloss	<b>ONLY \$5<sup>95</sup></b>
<b>MODEL H3937</b>	Satin	<b>ONLY \$5<sup>95</sup></b>
<b>MODEL H3938</b>	Sealer	<b>ONLY \$5<sup>95</sup></b>

**PENTHOUSE POLISH**

Protects and preserves the natural beauty of fine furniture. Penthouse will clean the finish while leaving a durable gloss sheen. Excellent for all types of furniture finishes, metal appliances and laminated surfaces. 13 fl. oz. (Contains Silicone)



**MODEL H3953 Aerosol ONLY \$8<sup>95</sup>**

**JET SPRAY™ LACQUER TONERS**

Specially formulated to enable the experienced as well as the novice to do a professional job. Unfinished and finished wooden arms, legs and scuffed areas can be finished with ease by simply applying the desired shade. If a more durable lasting finish is required, follow up with an application of Sanding Sealer and complete with clear lacquer in the desired sheen (gloss, satin or flat). This product is economical, easily applied and dries quickly. 13 fl. oz.



<b>MODEL H3904</b>	Black Flat	<b>ONLY \$5<sup>95</sup></b>
<b>MODEL H3905</b>	Black Gloss	<b>ONLY \$5<sup>95</sup></b>
<b>MODEL H3906</b>	Black Satin	<b>ONLY \$5<sup>95</sup></b>
<b>MODEL H3907</b>	Brown	<b>ONLY \$5<sup>95</sup></b>
<b>MODEL H3908</b>	Cherry	<b>ONLY \$5<sup>95</sup></b>
<b>MODEL H3909</b>	Mahogany Br.	<b>ONLY \$5<sup>95</sup></b>
<b>MODEL H3910</b>	Mahogany Dk.	<b>ONLY \$5<sup>95</sup></b>
<b>MODEL H3911</b>	Mahogany Lt.	<b>ONLY \$5<sup>95</sup></b>
<b>MODEL H3912</b>	Mahogany Red	<b>ONLY \$5<sup>95</sup></b>
<b>MODEL H3913</b>	Golden Oak	<b>ONLY \$5<sup>95</sup></b>
<b>MODEL H3914</b>	Burnt Umber	<b>ONLY \$5<sup>95</sup></b>
<b>MODEL H3915</b>	Walnut Dk./Am	<b>ONLY \$5<sup>95</sup></b>
<b>MODEL H3916</b>	Walnut Ext. Dk.	<b>ONLY \$5<sup>95</sup></b>
<b>MODEL H3917</b>	Walnut Med	<b>ONLY \$5<sup>95</sup></b>

	
BLACK	LT. MAHOGANY
	
RED MAHOGANY	VAN DYKE BROWN
	
CHERRY	GOLDEN OAK
	
BROWN MAHOGANY	DARK MAHOGANY
	
BURNT UMBER	MED BROWN WALNUT
	
DARK/AMERICAN WALNUT	EXTRA DARK WALNUT

AEROSOLS AND FINISHING PRODUCTS CANNOT SHIP VIA AIR SERVICE.



# H. BEHLEN

GRIZC-04504

**FINISHING**

## ROCKHARD™ TABLE TOP VARNISH

A top-of-the-line short oil varnish. Hardest of the hard. Maximum resistance to water, alcohol, chemicals, detergents and other damaging liquids. Creates a hard, gloss sheen, abrasion resistant film suitable for a multitude of uses. Will set free of dust in 4 hours. Use only Rockhard™ reducer for thinning.



MODEL H3982	Pint	ONLY	\$9 <sup>95</sup>
MODEL H3983	Quart	ONLY	\$14 <sup>95</sup>
MODEL H3984	Gallon	ONLY	\$42 <sup>95</sup>
Rockhard™ Reducer			
MODEL H4276	Quart	ONLY	\$6 <sup>95</sup>

## QUALALACQ™ ALCOHOL RESISTANT LACQUERS

This is the top-of-the-line clear lacquer. Highly resistant to the strongest alcohols, water, moderate heat and impacts and scratches after a week of cure time. Nitrocellulose based, this lacquer is the hardest of the hard and will take punishment that would normally ruin other lacquers. May be used on table tops and other applications which require a super finish for the hardest use. Qualalacq™ Sanding Sealer and Qualalacq™ Thinner are recommended in conjunction with this product.



Quart			
MODEL H3920	Gloss	ONLY	\$9 <sup>95</sup>
Four or More Quarts		EACH	\$8 <sup>75</sup>
Quart			
MODEL H3922	Satin	ONLY	\$9 <sup>95</sup>
Four or More Quarts		EACH	\$8 <sup>75</sup>

## QUALALACQ™ SANDING SEALER

This easy to sand wood lacquer sanding sealer produces a smooth, hard, clear binding coat between the wood and lacquer top coats. Light in color, heavy in body. Has maximum adhesion, exceptional flowing properties and dries freely within forty-five minutes. Qualalacq™ Thinner is a special blend of solvents formulated for use with Nitrocellulose lacquers and promotes better flow of lacquers.



Qualalacq™ Sanding Sealer			
MODEL H3925	Quart	ONLY	\$8 <sup>95</sup>
Four or More Quarts		EACH	\$7 <sup>95</sup>
Qualalacq™ Thinner			
MODEL H3927	Quart	ONLY	\$5 <sup>95</sup>
Four or More Quarts		EACH	\$4 <sup>75</sup>

## SALAD BOWL FINISH - CLEAR

Behlen Salad Bowl Finish has been specially formulated to allow for the following statement. "This product contains FDA regulated ingredients complying with 21 CFR 175.300." and therefore achieves a non-toxic, safe for food contact (in it's cured state) finish. Behlen Salad Bowl Finish has the application ease of an oil finish (just use a clean white cloth) and the film building and sheen producing (up to a satin) qualities of a varnish. Wooden bowls, wooden utensils, butcher blocks and recreational related objects (games, puzzles, pull toys) when finished with Salad Bowl Finish may be used in contact with foods.



MODEL H3930	8 oz.	ONLY	\$5 <sup>95</sup>
MODEL H3931	Pint	ONLY	\$9 <sup>95</sup>
MODEL H3932	Quart	ONLY	\$15 <sup>95</sup>
MODEL H3933	Gallon	ONLY	\$48 <sup>95</sup>

## STRINGED INSTRUMENT LACQUER

Stringed Instrument Lacquer is a high quality nitrocellulose lacquer specifically designed for wooden stringed instruments. Stringed Instrument Lacquer allows for the special expansion and contraction that can occur due to the unique construction of stringed instruments. Note: Stringed Instrument Lacquer Must be applied over Behlen Vinyl Sealer in order to insure its unique film building and special finish characteristics.



MODEL H3934	Quart	ONLY	\$10 <sup>95</sup>
Four or More Quarts		EACH	\$8 <sup>95</sup>
Vinyl Sealer			
MODEL H4277	Quart	ONLY	\$8 <sup>95</sup>

## WOODTURNERS FINISH

Behlen Woodturner's Finish ends the problem of finishing a round wooden surface. No more finishing runs, or unfinished or under finished surfaces. Behlen Woodturner's Finish is a ready to use, fast drying, padding finish; specially formulated to finish round wooden objects such as spindles, lamp bases, pool cues, pens, etc. One pint.



MODEL H3929	ONLY	\$14 <sup>95</sup>
-------------	------	--------------------

## VIOLIN VARNISH


Spirit (Alcohol) Based. A balanced blend of pure Super Blond Orange shellac flakes, gum mastic, and gum sandarac. Produces a tough, hard, elastic and water resistant film. Highly recommended for musical instruments. Superior to any imported spirit varnish. Use Behkol Solvent for thinning and cleanup. (page 284)



MODEL H3985	Pint	ONLY	\$18 <sup>95</sup>
-------------	------	------	--------------------

## TEAK OIL


A recommended oil finish for Teakwood, Monkeypod, Zebrawood, Rosewood and other similar types woods. Teak Oil penetrates the wood and dries hard unlike linseed oil and most other oil finishes which become tacky when exposed to heat.



MODEL H3986	Quart	ONLY	\$9 <sup>95</sup>
-------------	-------	------	-------------------

## TUNG OIL

Pure, unmodified, unaltered. Also known as China Wood Oil and Nut Oil. The most water, caustic acid, heat and mildew resistant of all the oil finishes. Also, the most durable. Apply only to newly prepared wood. Tung Oil is also used to manufacture many different types of varnish. Due to Tung Oil's pure, unmodified, concentrated formula, a ratio of 4 parts Mineral Spirits to one part Tung Oil is suggested. Apply with a clean cloth.



MODEL H3987	Pint	ONLY	\$10 <sup>95</sup>
MODEL H3988	Quart	ONLY	\$17 <sup>95</sup>
MODEL H3989	Gallon	ONLY	\$49 <sup>95</sup>

AEROSOLS AND FINISHING PRODUCTS CANNOT SHIP VIA AIR SERVICE.

CALL 24 HOURS A DAY FROM ANYWHERE IN THE U.S.A. 1-800-523-4777

283



**FINISHING**



**H. BEHLEN**



### MASTER-GEL FINISH

Imparts a lustrous urethane finish to wood, protecting it against water and alcohol staining. Master-Gel Finish can be applied with a lint free cloth. Allow to dry 4 hours prior to recoating. Dries overnight.

- Unique gel form
- Easy-to-apply
- No mess
- No brush marks



MODEL H3939 12 oz. ONLY \$8<sup>95</sup>  
MODEL H3940 Quart ONLY \$17<sup>95</sup>

### QUALASOLE™

Qualasole™ is an invaluable product in the cabinet finishing department. No oil is required when French polishing, padding, touching up, or renovating. Qualasole™ is applied with a pad in the same manner as French polishing either to raw wood or over any cured shellac, varnish, lacquer, paint or enamel finish. A superior and more durable effect is obtained in one tenth the time as compared to the old method. Qualasole™ produces a beautiful appearance which improves with age. Qualasole™ accentuates the grain and natural markings in wood.



MODEL H3941 Pint ONLY \$13<sup>95</sup>  
MODEL H3942 Quart ONLY \$17<sup>95</sup>  
Four or More Quarts EACH \$14<sup>50</sup>

### WATER BASED GRAIN FILLER

Behlen Water Based Grain Filler has been designed to allow the professional or do-it-yourselfer to create a smooth, closed grain surface on open grain woods like oak, mahogany and cherry. Behlen Water Based Grain Filler applies easily, levels smoothly, dries quickly (usually in 2 to 3 hours) and sands to a finishing grit smoothness. Behlen Water Base Grain Filler accepts any Behlen water base stain or finish. Allow overnight dry time if using solvent based stains and finishes. Behlen Water Base Grain Filler is environmentally friendly as it is low in volatile organic chemicals, nonflammable, and cleans up with warm water and detergents. Behlen Water Base Grain Filler is available in three grain enhancing shades. Quart.



MODEL H3955 Brown ONLY \$14<sup>95</sup>  
MODEL H3956 Mahogany ONLY \$14<sup>95</sup>  
MODEL H3957 Neutral ONLY \$14<sup>95</sup>

### PORE-O-PAC™ PASTE GRAIN FILLER

Solvent Based Pore-O-Pac™ Paste Wood Filler is used for filling open grained wood. A fine blended mixture of silica, pigments and a suitable vehicle, it provides a smooth, glass-like surface for subsequent finishing coats.



MODEL H3962 Mahogany ONLY \$16<sup>95</sup>  
MODEL H3963 Natural ONLY \$16<sup>95</sup>  
MODEL H3964 Walnut ONLY \$16<sup>95</sup>

### DRY SHELLAC FLAKES

All Behlen Dry Shellac Flakes should be dissolved in Behlen Behkol Solvent. For example: one pound of dry shellac dissolved in one gallon of Behkol gives you a one pound cut of liquid shellac.

### A C GARNET


A medium grade of shellac. When diluted, creates a rich orange shade.



MODEL H3944 1 lb. ONLY \$20<sup>95</sup>

### ORANGE


The most popular shellac used in antique restoration and in reproductions of antiques. May also be used as a sealer coat over dark woods to seal in oils and natural resins. Seals in pine knots.



MODEL H3945 1 lb. ONLY \$20<sup>95</sup>

### SUPER BLONDE

The highest grade of orange shellac flakes. Approximately 99% pure shellac resin. Extremely clear bodied.



GRIZC-04505

MODEL H3946 1 lb. ONLY \$33<sup>95</sup>

### BEHKOL

This proprietary solvent is used to cut dry shellacs, French polishes, manufactured spirit stains, varnishes, removers, and may be used to dissolve Aniline Dyes. This unique blend of alcohols has been featured in many woodworking publications as "the" cutting solvent for shellac flakes.

MODEL H3947 Quart ONLY \$6<sup>95</sup>  
Four or More Quarts EACH \$5<sup>25</sup>

AEROSOLS AND FINISHING PRODUCTS CANNOT SHIP VIA AIR SERVICE.



# H. BEHLEN

FINISHING

## OZ® CREAM POLISH

Oz® Cream polish concentrated formula cleans, polishes and protects. Just apply, wipe, and buff up a beautiful sheen. Oz® Cream Polish is excellent for all types of smooth surfaces: wood, marble, tile, leather, and painted or chrome metal.


Oz® Cream Polish is non-flammable, non abrasive, greaseless, quick drying, and contains no silicones. The "all-in-one" furniture cream polish. H3952 comes in a 12 oz. pump bottle.



MODEL H3949	Pint	ONLY	\$7 <sup>95</sup>
MODEL H3950	Quart	ONLY	\$12 <sup>95</sup>
MODEL H3951	Gallon	ONLY	\$37 <sup>95</sup>
MODEL H3952	12 oz.	ONLY	\$7 <sup>95</sup>

## BLUE LABEL™ PASTE WAX WITH CARNAUBA WAX FOR FURNITURE & FLOORS

Blue Label™ Paste Wax blend of waxes and pure gum spirits turpentine establishes and restores a sheen to all wood surfaces and at the same time, provides a protective finish. Easy to apply and buff, Blue Label's carnauba wax blend eliminates scratches and gives a high luster when buffed by hand or machine.



MODEL H3954	Natural	ONLY	\$12 <sup>95</sup>
-------------	---------	------	--------------------

## WOOD-FIL™

Wood-Fil's water based paste formula and squeeze tube packaging allows for easy filling of deep scratches, gouges, dents and holes in wood. Clean up is with soap and water. Wood Fil's raw wood shades allow for easy filling of natural or stained wood. Like real wood, Wood-Fil™ accepts water or solvent based stains and finishes. 3 fl. oz.



MODEL H3958	Raw Maple	ONLY	\$3 <sup>95</sup>
MODEL H3959	Raw Oak	ONLY	\$3 <sup>95</sup>
MODEL H3960	Raw Pine	ONLY	\$3 <sup>95</sup>
MODEL H3961	Raw Walnut	ONLY	\$3 <sup>95</sup>

## FILL STICKS

A rub-on putty and wax pencil that fixes and eliminates scars, scratches, gouges, and abrasions on furniture, picture frames, leather, plastics, and paneling. Accepts any type of top coat.



MODEL H3974	Birch	ONLY	\$2 <sup>45</sup>
MODEL H3975	Black	ONLY	\$2 <sup>45</sup>
MODEL H3976	Cherry	ONLY	\$2 <sup>45</sup>
MODEL H3977	Maple	ONLY	\$2 <sup>45</sup>
MODEL H3978	Natural	ONLY	\$2 <sup>45</sup>
MODEL H3979	Oak Golden	ONLY	\$2 <sup>45</sup>
MODEL H3980	Oak Medium	ONLY	\$2 <sup>45</sup>
MODEL H3981	Walnut Ex Dk	ONLY	\$2 <sup>45</sup>

## SCRATCH REMOVER

Behlen Master Furniture Scratch Remover Markers are as easy as writing. As it permanently stains wood, it refinishes worn out spots and scratches on furniture, wall paneling, leather, vinyl and picture and mirror frames. Dries instantly.



GRIZC-04506

MODEL H3965	Birch	ONLY	\$4 <sup>95</sup>
MODEL H3966	Black	ONLY	\$4 <sup>95</sup>
MODEL H3967	Cherry	ONLY	\$4 <sup>95</sup>
MODEL H3968	Mahogany	ONLY	\$4 <sup>95</sup>
MODEL H3969	Maple	ONLY	\$4 <sup>95</sup>
MODEL H3970	Natural	ONLY	\$4 <sup>95</sup>
MODEL H3971	Oak Golden	ONLY	\$4 <sup>95</sup>
MODEL H3972	Walnut Dk/Amer	ONLY	\$4 <sup>95</sup>
MODEL H3973	Walnut Ex Dk	ONLY	\$4 <sup>95</sup>

## ASSORTED BURN-IN STICK SETS

Made from the finest colorants and resins, these Burn-in Sticks accept any type of finish and will not lift out. May be used on virtually any type of surface. Each set includes 6 sticks.



MODEL H4271	Amber, Fruitwood, Maple, Maple Royal, Golden Oak, Med Oak	ONLY	\$12 <sup>95</sup>
MODEL H4272	Mahogany Bm, Mahogany, Mahogany Lt, Mahogany Med, Mahogany Red, Cherry	ONLY	\$12 <sup>95</sup>
MODEL H4273	Dk Cherry, Lt Walnut, Dk Walnut, Extra Dk Walnut, Med Bm Walnut, Med Lt Walnut	ONLY	\$12 <sup>95</sup>
MODEL H4274	Birch, Black, Van Dyke Brown, Burnt Umber, Raw Umber, White	ONLY	\$12 <sup>95</sup>
MODEL H4275	Amber, Dk Amber, Birch, Champagne, Clear, White	ONLY	\$12 <sup>95</sup>

## BURN-IN KIT

The Behlen Master Burn-in Kit offers the first time, occasional and professional woodworker a complete, convenient, and replaceable package of professional products to accomplish the art of "Burn-in" filling of defects in any wooden piece. Includes step-by-step instructions.

### KIT CONTAINS:

- Electric Burn-in Knife
- 18 -2" Assorted Burn-in Sticks
- 8 oz. Wool Lube™
- 2 oz. Burn-in Balm™
- Graining Pen
- Sandpaper
- Rubbing Cloth
- Easy-to-follow directions



MODEL H3990	ONLY	\$84 <sup>95</sup>
-------------	------	--------------------

## ELECTRIC BURN-IN KNIFE

High temperature element core assures best performance in the field or home. Features 3 conductor, extra flexible, 6 foot power cord. UL listed. 20 watts.



MODEL H4265	ONLY	\$49 <sup>95</sup>
-------------	------	--------------------

AEROSOLS AND FINISHING PRODUCTS CANNOT SHIP VIA AIR SERVICE.

CALL 24 HOURS A DAY FROM ANYWHERE IN THE U.S.A. 1-800-523-4777

285

**FINISHING**



**H. BEHLEN**

**FURNITURE TOUCH-UP KIT**

An instant repair shop that will save time and money. Contains all of the basic items needed in a portable kit for shop, store or home repair of damaged furniture. Kit products may be used in conjunction with virtually any type of material or finish including the new water based lacquer finishes. Not recommended for use on polyester or two part epoxy finishes.

**KIT CONTAINS:**

- Master Furn. Powders 1 oz. - 8 Assorted
- Master Burn-in Sticks 2" - 18 Assorted
- Master Fill Sticks - 12 Assorted
- Master Scratch Remover - 12 Assorted
- Aerosol Lacquer - Clear Gloss 13 fl. oz.
- Aerosol Sanding Sealer 13 fl. oz.
- Master Wood Lube™ - 8 oz.
- Master Qualasole™ Padding Finish - 1 pt.
- Master Burn-in Balm™ - 2 oz.
- Master Buffer's Polish - 8 oz.
- Epoxy Putty Stick
- 5 min. Epoxy Glue - 8 oz.
- Oz® Polish - 2 oz.

- Electric Burn-in Knife
- Rubbing Block
- Brushes - 3
- Cheesecloth, Sandpaper, Steel Wool 4/0
- Instruction Booklet

**New!**



GRIZC-04507

**MODEL H3991**

**ONLY \$299<sup>95</sup>**

**SANDFLEX**

Use instead of sandpaper, steel wool, emery cloth, files, etc. It removes corrosion, tarnish, discoloration and more from most metals. Measures 2" x 3 1/8" x 3/4".



<b>MODEL G1808</b>	60 Grit	<b>ONLY \$4<sup>95</sup></b>
<b>MODEL G3709</b>	100 Grit	<b>ONLY \$4<sup>95</sup></b>
<b>MODEL G1809</b>	240 Grit	<b>ONLY \$4<sup>95</sup></b>

**FIX-O-FLEX SANDER**

Turn your electric drill into an orbital sander. Unlike most drill-mounted sanding attachments, the Fix-O-Flex has a unique flexible drive which keeps the sanding surface flat against your work. Uses standard 5" hook and loop discs.




**MODEL G3427**

**ONLY \$9<sup>95</sup>**

**MITCHELL'S ABRASIVE CORDS**

Mitchell's flexible aluminum oxide cords fit hard to reach areas which are inaccessible to most standard abrasives. Ideal for narrow slots, grooves, small holes and curved surfaces. Each spool is 50' long.

120 Grit	
<b>MODEL H2444</b>	.082" D. <b>ONLY \$16<sup>95</sup></b>
150 Grit	
<b>MODEL H2446</b>	.055" D. <b>ONLY \$7<sup>95</sup></b>
180 Grit	
<b>MODEL H2445</b>	.070" D. <b>ONLY \$16<sup>95</sup></b>
<b>MODEL H2447</b>	.040" D. <b>ONLY \$7<sup>95</sup></b>



**New!**

**TACK CLOTH**

Wipe away dust, dirt and sanding residue prior to finishing. Always soft and tacky, these tack cloths are compatible with all paints. Non-toxic and wax and silicon free. Each cloth is individually wrapped, 18" x 36" surgical-grade bleached gauze.




**MADE IN USA**

<b>MODEL G3003</b>	Pack of 12 <b>ONLY \$6<sup>95</sup></b>
<b>MODEL G3004</b>	Case of 144 <b>ONLY \$59<sup>95</sup></b>

**SCUFF-RITE® PADS**

Great for all sanding applications. Pads are made of non-woven synthetic fiber bonded with aluminum oxide (Green and Maroon) or silicon carbide (Gray). They won't rust, stain or shred and are washable for repeated use. Pads are also excellent for use with most solvents. Each pad is 6" x 9".



**MADE IN USA**

Green - 150 Grit	
<b>MODEL G3015</b>	Each <b>ONLY \$1<sup>95</sup></b>
<b>MODEL H2323</b>	20 Pack <b>ONLY \$12<sup>95</sup></b>
Maroon - 280 Grit	
<b>MODEL G3017</b>	Each <b>ONLY \$1<sup>95</sup></b>
<b>MODEL H2324</b>	20 Pack <b>ONLY \$12<sup>95</sup></b>
Gray - 400 Grit	
<b>MODEL G3019</b>	Each <b>ONLY \$1<sup>95</sup></b>
<b>MODEL H2325</b>	20 Pack <b>ONLY \$12<sup>95</sup></b>

**4-PC. PAINT SCRAPER/PUTTY KNIFE SET**

Apply putty, plaster, spackle - or remove old paint and caulking from wood, metal and other flat surfaces with this quality 4-piece set of medium-stiffness knives. Through-handle shanks, combined with tough thermo-plastic grips provide plenty of strength and durability. Knife widths measure 3/4", 1 1/8", 2" and 2 1/4".



<b>MODEL G8214</b>	<b>ONLY \$5<sup>95</sup></b>
--------------------	------------------------------

## DISPOSABLE GLOVES

These 5mil thick vinyl gloves offer an economical way to protect your hands when cleaning and painting. Excellent comfort, feel, fit and dexterity. **BOX OF 100**



**MODEL G6751 Medium SPECIAL \$7<sup>95</sup>**  
**MODEL G2634 Large SPECIAL \$7<sup>95</sup>**

## LATEX GLOVES

These abrasion resistant Latex Gloves are a must for protecting hands when tactile sensitivity and dexterity are important. Great for alcohol, acids, alkalis and acetones; or simply taking out the garbage. Each dispenser box comes with 100 lightly pre-powdered gloves.



**MODEL H2537 Small ONLY \$6<sup>95</sup>**  
**MODEL H2538 Medium ONLY \$6<sup>95</sup>**  
**MODEL H2539 Large ONLY \$6<sup>95</sup>**

## RUBBER GLOVES

Protect yourself when using paints, stains, solvents and other cleaners with these industrial-quality rubber gloves. Size large.



**MODEL G2635 PER PAIR \$3<sup>95</sup>**  
**3 OR MORE PAIRS (EA.) \$3<sup>50</sup>**

## 24-PC. FOAM BRUSH SET

Handy Foam Brush Set with plastic handles and internal support panels are perfect for painting, staining, varnishing, antiquing and enameling. Includes ten 1" brushes, eight 2" brushes and six 3" brushes. These disposable brushes are actually environmentally friendly since there's no need to use and dispose of solvents.



**MODEL G9727 24-Pc. ONLY \$5<sup>95</sup>**

## 50-PC. FOAM BRUSH SET

Made with wooden handles and tough plastic support panels, these Foam Brushes are ideal for use with stains, varnish and urethane finishes. The 24-piece set includes 10-1", 8-2" and 6-3" sizes. The 50-piece set includes 20-1", 20-2" and 10-3" sizes.



**MODEL G7027 24-Pc. ONLY \$5<sup>95</sup>**  
**MODEL G3590 50-Pc. ONLY \$11<sup>95</sup>**

## POLYESTER BRUSH SET

Perfect for all painting and staining, this 5-piece set of polyester brushes is both durable and highly affordable. Tapered bristles provide added flow control, so they're great for touching up and edging. Contoured plastic handles provide a solid grip. Includes 1", 1½", 2", 2½", and 3" brushes.

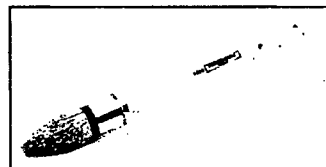


GRIZC-04508

**MODEL G8074 ONLY \$5<sup>95</sup>**

## ROUND TAPERED BRUSHES

These European style, French made pig bristle brushes are hand shaped to a tapered point, giving them unparalleled control when cutting-in and reaching tight areas. Once you try one, you won't go back.



**MODEL H1469 7/16" Dia. ONLY \$5<sup>45</sup>**  
**MODEL H1470 5/8" Dia. ONLY \$5<sup>95</sup>**  
**MODEL H1471 7/8" Dia. ONLY \$7<sup>95</sup>**  
**MODEL H1472 1" Dia. ONLY \$8<sup>95</sup>**  
**MODEL H1473 1¼" Dia. ONLY \$12<sup>95</sup>**

## 8-PC. PAINT BRUSH SET

Just the ticket for emergency touch-up or quick painting chores, this affordable kit includes a plastic paint tray, medium-grit sandpaper, 2" bristle brush, 7" flat roller and an easy-to-use edging roller with three interchangeable foam rollers for corners, edges and trim. An extra 7" foam roller pad is included.



**MODEL G8212 ONLY \$5<sup>95</sup>**

## CHIP BRUSHES

Keep a good supply of these handy 100% bristle chip brushes. They're perfect for use with stains, glues and resins - or other substances that will ruin your more expensive "keeper" paintbrushes. Includes 1", 2" and 3" sizes to accommodate most projects. Includes 50 pieces.



**MODEL G3582 50 Pc. ONLY \$14<sup>95</sup>**

CALL 24 HOURS A DAY FROM ANYWHERE IN THE U.S.A. 1-800-523-4777

287

**SAFETY****SAFETY EQUIPMENT****FACE AND EYE PROTECTION**

G7984

**uvex® FACE SHIELD** This professional-quality shield offers full facial protection, making it an ideal aid for lathe work. Visor guards against light impacts, sparks and liquid splashes. Visor is molded of durable polycarbonate to resist impact. Brow guard is constructed of tough thermoplastic materials. Adjustment for head size. Meets or exceeds ANSI Z87.1-1989. Safety glasses should be worn under visor for eye protection.

MODEL G7984

Face Shield, Complete with Visor

**ONLY \$9.95**

H1298

H1299

H1300

H1301

**uvex® SAFETY GLASSES** can be functional as well as fashionable. All of these models meet the requirements of ANSI Z87.1-1989 with impact resistant polycarbonate lenses. They also block 99.9% of harmful ultraviolet light. Easily adjustable ear pieces for comfortable wearing.

MODEL H1298

UV Blocking, Dust Sealed Safety Glasses

**ONLY \$12.95**

MODEL H1299

UV Blocking, Mirror Coating Safety Glasses

**ONLY \$7.95**

MODEL H1300

UV Blocking, Clear Safety Glasses

**ONLY \$5.95**

MODEL H1301

UV Blocking, Clear Safety Glasses

**ONLY \$6.95**

MODEL G7985

Laser Safety Glasses

**ONLY \$8.95**

MODEL H2347

Uvex® Spitfire

**ONLY \$5.95**

MODEL H2348

Astrospec 3000 Clear/Patriot

**ONLY \$6.95****SAFETY GLASSES**

A metal band across the top of these glasses is not only stylish, but it adds strength. This band is linked to the metal ear pieces through a tough hinge. These glasses have a wide field of view and side shields for added protection. Exceeds ANSI Z87.1 - 1989 standards for impact resistance.

MODEL H0735

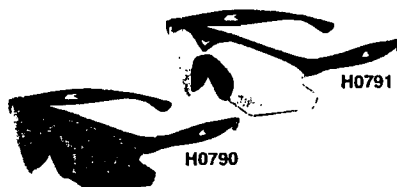
**ONLY \$7.95****SAFETY GLASSES**

The plastic ear pieces on these tough safety glasses are easily adjustable in length for comfort. The clear plastic lens is impact and scratch resistant, and has wrap around side shields for clear viewing and protection from the sides. Exceeds ANSI Z87.1 - 1989 standards for impact resistance.


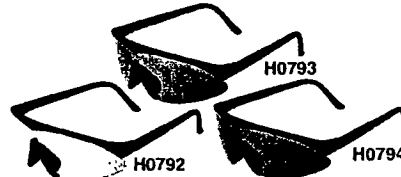
MODEL H0736

**ONLY \$5.95****SHOOTING GLASSES****AWESOME SAFETY GLASSES!**

If you want nothing but the best eye protection, then look no further! Walther® is known for manufacturing products of uncompromising quality. All of the lenses used in Walther® shooting glasses offer wrap around protection and have 2.2mm thick lightweight polycarbonate lenses and exceed the ANSI Z87.1 - 1989 standard for impact resistance. The lenses are also coated for fog and scratch resistance.

**MARSHALL® SHOOTING/ SAFETY GLASSES**


MODEL H0790 Amber **ONLY \$16<sup>95</sup>**  
MODEL H0791 Yellow **ONLY \$16<sup>95</sup>**

**P99 SHOOTING/ SAFETY GLASSES**


MODEL H0792 Yellow **ONLY \$16<sup>95</sup>**  
MODEL H0793 Amber **ONLY \$16<sup>95</sup>**  
MODEL H0794 Smoke **ONLY \$16<sup>95</sup>**

H0790 Lens after being shot with a .177 caliber pointed pellet from an air rifle having a muzzle velocity of 1000 F.P.S. at a distance of 15 feet.

Lens Information: Yellow and Amber models are excellent for blocking haze and blue light. Amber specifically enhances the orange colors of the target when it is against a poor background such as tall trees. Yellow is best for low light situations, and Smoke (a true neutral) allows the shooter to see all colors as they are. Smoke doesn't enhance the target, but is good for bright sunlight.

**KASHMIR® SHOOTING/ SAFETY GLASSES**

MODEL H0786 Clear **ONLY \$16<sup>95</sup>**  
MODEL H0787 Yellow **ONLY \$16<sup>95</sup>**  
MODEL H0788 Amber **ONLY \$16<sup>95</sup>**  
MODEL H0789 Smoke **ONLY \$16<sup>95</sup>**



## RESPIRATORS

These maintenance-free half mask respirators come completely and permanently assembled with cartridges so they're ready to use. Each features soft, lightweight elastomeric face piece, cradle suspension, easy adjust headstraps and low profile for greater field of vision with use of eyeglasses or goggles. The particulate respirators have custom designed shapes, nosepieces and headstraps for superior fit and have collapse resistant, double-shell construction.

MODEL G7869	Half Mask Respirator - Organic Vapor	ONLY \$17.95
MODEL G7870	Half Mask Respirator - Oil / Organic Vapor	ONLY \$19.95
MODEL G7871	Particulate Filter / Pair	ONLY \$3.95
MODEL G7872	Filter Retainer / Pair	ONLY \$2.95
MODEL G7866	Particulate Respirator / 20 Pack N95	ONLY \$14.95
MODEL G7867	Particulate Respirator w/ Valve / 10 Pack N95	ONLY \$17.95
MODEL H2343	Nuisance Dust Mask / 5 Pack	ONLY \$2.95
MODEL H2344	Nuisance Dust Mask / 50 Pack	ONLY \$11.95
MODEL H0978	Safety Filter Mask	ONLY \$1.50

## OPTIMAX FULL FACEPIECE

This Full Facepiece features soft silicon face seal flange for one-size-fits-all, specially designed coated spherical polycarbonate lens for a distortion free, panoramic view that's abrasion and chemical resistant, 5 strap head harness and built-in speaking diaphragm for easy communication. Purchase cartridges separately depending upon intended application.




**New!**

MODEL H3630 ONLY \$99.95

## LOW MAINTENANCE RESPIRATOR FACEPIECE

This lightweight elastomeric facepiece has cradle suspension, easy adjust headstraps and low profile for greater field of vision and compatibility with normal use of glasses or goggles. Purchase cartridges separately depending upon intended application.




**New!**

MODEL H2499	Small	ONLY \$9.95
MODEL H3631	Medium	ONLY \$9.95
MODEL H3632	Large	ONLY \$9.95

## CARTRIDGES

These cartridges fit the facepiece respirators shown to the left. H3633 protects against organic vapor, sulfur dioxide, hydrogen chloride and chlorine. H3634 protects against formaldehyde. H3635 protects against all particulate aerosols. H3636 protects against organic vapor, sulfur dioxide, hydrogen chloride, chlorine and all particulates.



MODEL H3633	2 Pack	ONLY \$7.95
MODEL H3634	2 Pack	ONLY \$7.95
MODEL H3635	2 Pack	ONLY \$4.95
MODEL H3636	2 Pack	ONLY \$7.95

## HEARING PROTECTION

**EARMUFFS** Two different styles of comfortable wearing earmuffs reduce the noise level by 25 decibels. Model H1302 can be worn with the headband over or behind the head. Model H1303 has an extra long headband to fit virtually any head size, and can be folded for easy storage.

MODEL H1302	Earmuffs	ONLY \$12.95
MODEL H1303	Folding Earmuffs	ONLY \$29.95

**EARPLUGS** Disposable foam earplugs insert into the ear and quickly conform to any size ear canal. Low pressure expandable foam provides 33 decibel noise reduction with superior comfort.

MODEL H1304	Foam Earplugs - 100 pair dispenser pack	ONLY \$19.95
MODEL H1305	Foam Earplugs - 2 pairs	ONLY \$1.95

**EARPLUGS** As lightweight alternatives to ear muffs, these earplugs meet ANSI S3.19-1974 standards. Both sets are comfortable and designed for extended wear. H2345 provides 27 decibel noise reduction and H2346 provides 21 decibel noise reduction.

MODEL H2345	Airsoft Earplugs	ONLY \$2.95
MODEL H2346	Quiet Band	ONLY \$5.95



CALL 24 HOURS A DAY FROM ANYWHERE IN THE U.S.A. 1-800-523-4777

SAFETY

**SAFETY EQUIPMENT**

ALL KITS MEET OR EXCEED OSHA STANDARDS

GRIZC-04511

**BULK FIRST AID KITS**

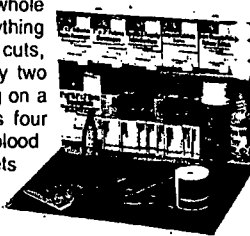
**64-PC. SET** A life-saving selection of 64 essentials for shop, home and travel injuries. Packaged in a durable, high impact case, this kit includes an ample supply of bandages, antiseptics, instructions and a wealth of AMA-approved materials for on-the-spot first aid treatment.

**MODEL G5894 64-Pc.Set ONLY \$9.95**

**113-PC. SET** Packed with all the first aid essentials for the shop or home, this 113-piece kit conforms to guidelines for most states' requirements for on-the-job safety equipment. This water resistant, wall-mountable kit includes a 72-page AMA first aid guide, along with a generous selection of tools, bandages, dressings and compresses.

**MODEL G5895 113-Pc. Set ONLY \$19.95****2 SHELF FIRST AID STATION**

AMA authorized first aid kit contains a whole case of different items to handle anything from headaches and heartburn to cuts, sprains and burns. Comes in a sturdy two shelf metal cabinet which can be hung on a wall or carried. This kit also contains four AMA first aid guides covering stress, blood pressure, allergies and first aid. Meets Federal OSHA recommendations for on-site kits. Can serve up to 100 office people or a 50 person worksite.

**MODEL G9143 ONLY \$79.95****COMPLETE FIRST AID RESOURCE**


Contains 216 items needed for first aid for yourself, family, sports teams or employees. Kit includes a CPR Rescue Breather™, thermometer, thermal blanket, emergency weather poncho, latex gloves, 76-page AMA first aid guide, flashlight, batteries and a complete assortment of bandages, dressings and treatment aids. Absolutely indispensable for those wanting to be ready for any emergency.

**MODEL G9146 ONLY \$89.95****144-PC. FIRST AID STATION**

An ideal one-stop first aid station for offices, shops or construction sites. The station can be wall mounted or easily carried to the area of need in its handy carrying case. It contains 144 important first aid products and a 72 page AMA first aid guide book. Meets Federal OSHA recommendations for on-site aid kits. Can serve up to 50 office people or a 25 person worksite.

**MODEL G9144 ONLY \$24.95****PERSONAL CPR KIT**


This Cardio-Pulmonary Resuscitation Kit contains the tools you need to perform CPR safely and effectively. Kit contains one CPR Rescue Breather™ one-way valve face shield, two latex gloves and a personal anti-microbial wipe.

**MODEL G9145 ONLY \$4.95****FIRST RESPONDER KITS**

Both kits include: 100 denier Cordura® bag, 36" x 36" x 51" triangular sling/bandages safety pins, Super Stop™ bandage, 3" x 3" gauze dressing pads, 4" x 4" gauze dressing pads, 5" x 9" trauma pad, 8" x 10" trauma pad, sterile eye pads, alcohol cleansing pads, Providone-iodine infection control wipes, 4 oz. eye wash, Rescue Breather™ CPR one-way valve faceshield, 52" x 84" emergency blanket, 15" x 24" biohazard bag, 10" x 12" ziplock bags, 4" x 5" instant cold compress, 7 1/4" utility shears, 3 1/2" stainless steel deluxe tweezers, 2 pairs of exam quality gloves and a 72-pg. AMA First Aid Guide Booklet.

**120-Pc. kit also includes:** 3/4" x 3" adhesive plastic bandages, 2" x 4.1 yd. conforming gauze roll bandages, 2" x 2" gauze dressing pads, 3 burn relief packs and 2" x 5 yd. 3-cut first aid tape.

**158-Pc. kit also includes:** 1" x 3" fabric bandages, 4" x 4.1 yd. conforming gauze roll bandages, 6" x 4.1 yd. conforming gauze roll bandage, 3" x 5 yd. Latex free elastic bandages with two fasteners, 12" x 30" multi-trauma dressing, Eye and skin flushing solution, Water-Jel® Burn Jel® burn relief, 1" x 10 yd. waterproof tape, 3" x 10 yd. porous cloth athletic tape and 6" x 9" instant cold compresses.




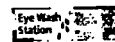
**MODEL H3736 120-Pc. Set ONLY \$99.95**  
**MODEL H3737 158-Pc. Set ONLY \$179.95**

**VEHICLE FIRST AID KIT**

Includes 6 1/8" x 9 1/8" x 2 1/4" metal case with gasket, 25 - 3/4" x 3" adhesive plastic bandages, 5 knuckle and 5 fingertip fabric bandages, 36" x 36" x 51" triangular sling/bandage, 2" x 4.1 yd. conforming gauze roll bandage, 3 2-pks 3" x 3" gauze dressing pads, 2 sterile eye pads, 18 antiseptic cleansing wipes (sting free), triple antibiotic ointment packs, 6 burn relief pads, 4 oz. eye wash, 1 - 4" x 5" instant cold compress, 5 2-pks of ibuprofen tablets, 1/2" x 10 yd. first aid tape roll, 4 1/2" nickel plated scissors, 4" plastic tweezers, 1 pair exam quality gloves and 72-pg. AMA First Aid Guide Booklet.

**MODEL H3738 ONLY \$39.95****EYE WASH STATION**


Protect your eyes with this convenient Triple 16 oz. Eye Wash Station.




**MODEL H3739 Triple 16 oz. Eye Wash Station ONLY \$25.95**  
**MODEL H3740 Refill Bottle - 16 oz. ONLY \$4.95**

**POCKET  
DIGITAL MULTIMETER**


- Pocket size
- DC Voltage:  $2V \pm 0.5\%$ ,  $20/200/500V \pm 0.8\%$
- AC Voltage:  $200/500V \pm 1.2\%$
- DC Current:  $200mA \pm 2.0\%$
- Resistance:  $2/20/200/2000k \text{ ohm} \pm 1.0\%$ ,  $40M \text{ ohm} \pm 3.0\%$
- Continuity check with buzzer
- Diode test
- Overall size:  $2\frac{1}{4}" \times 4\frac{3}{8}" \times \frac{3}{4}"$

**MODEL H0467****ONLY \$8.95****POCKET DIGITAL MULTIMETER - AUTO**


- Pocket size • Data hold • Auto power off
- Auto-ranging on all functions
- DC Voltage:  $4V \pm 0.5\%$ ,  $40/400/600V \pm 0.8\%$
- AC Voltage:  $4/40/400/600V \pm 1.2\%$
- DC Current:  $40/400mA \pm 2.0\%$
- AC Current:  $40/400mA \pm 3.5\%$
- Resistance:  $400/4k/40k/400k/4M \text{ ohm} \pm 1.5\%$ ,  $40M \text{ ohm} \pm 3.0\%$  • Continuity checking with buzzer • Overall size:  $2\frac{1}{4}" \times 4\frac{3}{8}" \times \frac{3}{4}"$

**MODEL H0468****ONLY \$14.95****DIGITAL MULTIMETER**


- 32 ranges • Large LCD display
- Auto power off • DC Voltage:  $200m/2/200V \pm 0.5\%$ ,  $1000V \pm 0.8\%$
- AC Voltage:  $200mV \pm 1.2\%$ ,  $2/20/200V \pm 0.8\%$ ,  $700V \pm 1.2\%$
- DC Current:  $20\mu A \pm 2\%$ ,  $200\mu/2m/20mA \pm 8\%$ ,  $200m/2A \pm 1.5\%$ ,  $10A \pm 2\%$  • AC Current:  $200m/2A \pm 1.8\%$ ,  $2m/20mA \pm 1\%$ ,  $10A \pm 3\%$  • Resistance:  $200/2k/20k/200k/2M \text{ ohm} \pm 8\%$ ,  $20M \text{ ohm} \pm 1\%$ ,  $200M \text{ ohm} \pm 5\%$  • Continuity checking with buzzer • Size:  $3\frac{1}{8}" \times 1\frac{1}{4}"$

**MODEL H0469****ONLY \$29.95****DIGITAL/POINTER MULTIMETER**

- DC Voltage:  $200m/2/20/200V \pm (.5\% \text{ of rdg} + 1 \text{ digit})$ ,  $1000V \pm (.8\% \text{ of rdg} + 2 \text{ digits})$
- AC Voltage:  $200mV \pm (1.2\% \text{ of rdg} + 3 \text{ digits})$ ,  $2/20/200V \pm (.8\% \text{ of rdg} + 3 \text{ digits})$ ,  $700V \pm (1.2\% \text{ of rdg} + 3 \text{ digits})$  • DC Current:  $20\mu A \pm (2\% \text{ of rdg} + 5 \text{ digits})$ ,  $200\mu/2m/20mA \pm (.8\% \text{ of rdg} + 1 \text{ digit})$ ,  $200m/2A \pm (1.5\% \text{ of rdg} + 1 \text{ digit})$  • AC Current:  $200\mu/2A \pm (1.8\% \text{ of rdg} + 3 \text{ digits})$ ,  $2m/20mA \pm (1\% \text{ of rdg} + 3 \text{ digits})$ ,  $200m/2A \pm (1.8\% \text{ of rdg} + 3 \text{ digits})$
- Resistance:  $200 \text{ ohm} \pm (.8\% \text{ of rdg} + 3 \text{ digits})$ ,  $2k/20k/200k/2M \text{ ohm} \pm (.8\% \text{ of rdg} + 1 \text{ digit})$ ,  $20M \text{ ohm} \pm 1\%$ ,  $200M \text{ ohm} \pm 5\%$  • Continuity checking with buzzer • Size:  $3\frac{1}{8}" \times 7\frac{1}{8}" \times 1\frac{1}{4}"$

**MODEL H0470****ONLY \$29.95****DIGITAL PC MULTIMETER**


- RS232C standard interface
- Digital and analog display • DC Voltage:  $4/40/400V \pm 0.5\%$ ,  $1000V \pm 0.8\%$  • AC Voltage:  $4/40/400V \pm 1.2\%$ ,  $750V \pm 1.5\%$
- DC Current:  $4/400mA \pm 1.2\%$ ,  $10A \pm 2.0\%$  • AC Current:  $4/400mA \pm 1.5\%$ ,  $10A \pm 3.0\%$
- Resistance:  $400/4k/40k/400k/4M \text{ ohm} \pm 1.2\%$ ,  $20M \text{ ohm} \pm 3.0\%$
- Capacitance:  $4/400nF \pm 4.0\%$
- Continuity test • Data hold
- Diode test • Auto range and manual range • Size:  $3\frac{1}{8}" \times 7\frac{1}{8}" \times 1\frac{1}{8}"$

**MODEL H0471****ONLY \$59.95****DIGITAL CLAMP METER**

- DC Voltage:  $2/20/200V \pm 0.5\%$ ,  $1000V \pm 1.0\%$  • AC Voltage:  $200/750V \pm 1.0\%$ ,  $750V \pm 1.5\%$  • AC Current:  $200/1000A < 600A \pm 2.0\%$ ,  $> 600A \pm 3.0\%$
- Maximum diameter for conductor: 50mm
- Resistance:  $200 \text{ ohm} \pm 1.0\%$ ,  $20k/2M \text{ ohm} \pm 1.5\%$  • Frequency:  $2kHz \pm 2.0\%$ ,  $20kHz \pm 1.5\%$  • Temperature:  $0-750^\circ C \pm 2.0\%$ ,  $32-1400^\circ F \pm 2.0\%$
- Continuity test • Data hold • Diode test
- Back light • Size:  $3\frac{1}{8}" \times 11" \times 1\frac{1}{8}"$

**MODEL H0472****ONLY \$49.95****DIGITAL/ANALOG CLAMP METER**

- Digital and analog display • DC Voltage:  $3/30/300V \pm 0.8\%$ ,  $1000V \pm 1.0\%$
- AC Voltage:  $3/30/300V \pm 1.0\%$ ,  $750V \pm 1.2\%$  • DC Current:  $300/600A \pm 3.0\%$  • AC Current:  $300A \pm 2.0\%$ ,  $1000A < 600A \pm 2.0\%$ ,  $> 600A \pm 3.0\%$
- Maximum diameter for conductor: 50mm • Resistance:  $300/3k/30k/300k/3M \text{ ohm} \pm 1.5\%$ ,  $30M \text{ ohm} \pm 2.0\%$  • Frequency:  $30kHz \pm 2.0\%$
- Continuity test • Data hold • Diode test
- Back light • Autorange and manual range • Size:  $4\frac{1}{8}" \times 11\frac{1}{8}" \times 1\frac{1}{8}"$

**MODEL H0473****ONLY \$79.95****DIGITAL PHOTO TACHOMETER**

- Measuring RPM is safe and accurate without physically attaching the tachometer to the object. Features a wide measuring range and high resolution with automatic storage of last minimum/maximum values. Other features include: • Test range: 5 - 99999 RPM  $\pm 0.5\%$  • Sampling time: 1 sec. (over 60 RPM) • Detecting distance: 50-150mm/2-6" (max. 300mm/12") • Dimension:  $2\frac{1}{8}" \times 7\frac{1}{2}" \times 1\frac{1}{2}"$  • Includes foam fitted case

**MODEL H0474****ONLY \$79.95**




## THE "BASICS SERIES"

These Basic Series books belong in every woodworker's library. Written by best selling authors in woodworking, they cover everything from tool set-up to time saving techniques in a clear, precise visual presentation. Each book is 128 pages. Buy the whole set and save!



H1236



H1241




H1237




H1242




H1238



H1243



H1239



H1245

ONLY \$11.95 ~~\$9.95~~ ea.

Buy the Whole  
Set and Save!

MODEL H1400 ONLY \$59.95

## THE NEW WOOD FINISHING BOOK



Anyone who finishes wood should own this completely revised version of the highly acclaimed The Wood finishing Book. With new, full color photos and updates on technological advances in finishing, it's a must-have reference. 184 pages.

MODEL H3574 \$18.95 ONLY \$17.95

## ROUTER MAGIC



Teach your router to do magic you never dreamed possible. All you need are a handful of router bits and the extraordinary jigs, fixtures and techniques inside this book. More than 50 new jigs and fixtures with step-by-step instructions. 314 pages.

MODEL G6474 \$18.95 ONLY \$16.95

## BAND SAW HANDBOOK



Every saw, blade, option, technique — and how to select the right one. Step-by-step instructions teaches cutting basics, curve and circle work, straight cuts, unusual designs and advanced methods. 320 pages.

MODEL G1928 \$17.95 ONLY \$15.95

## TUNE UP YOUR TOOLS



To get the most out of your power tools, this book provides checklists, troubleshooting charts and easy to follow photo sequences to keep every power tool in your shop working perfectly. 144 pages.

MODEL G7856 \$22.99 ONLY \$19.95

## HOW TO BUILD SHAKER FURNITURE



Shaker furniture is often described as the perfect blend of form and function. Measured drawings, along with chapters on tools, techniques, wood selection and design elements, provide a foundation for building an endless number of pieces.

MODEL H3899 \$17.95 ONLY \$15.95

## ROUTER PROJECTS FOR THE HOME



With a router, a handful of bits and a little creativity, you can make many projects you thought were impossible. Features 26 useful projects ranging from a flatware tray to a beautiful dining room table. Illustrations and photos. 119 pages.

MODEL H3889 \$14.99 ONLY \$12.95

## SHAPER HANDBOOK



Roger Cliffe and Michael Holtz show you the potential of your shaper. Hundreds of techniques are explored in vivid detail and clear step-by-step instructions. There are tips on freehand shaping as well as jig and fixture shaping. 256 pages.

MODEL G3030 \$17.95 ONLY \$15.95

## DECORATIVE WOODCARVING



With insider secrets and wide-ranging lessons from a top-notch teacher, you'll learn the woodcarving techniques the professionals use. Includes 4 special projects to apply and develop your woodcarving skills. Fully illustrated with color photos. 160 pages.

MODEL H1224 \$18.95 ONLY \$17.95

## ROUTER JIGS &amp; TECHNIQUES



Hundreds of "before-you-buy" tips and "how-to-use" techniques for dozens of jigs, bits, aids and devices, with 800 photos and draftsman drawings. Cut perfect ovals, joints and other special applications. 384 pages.

MODEL G1925 \$17.95 ONLY \$15.95

## THE NEW ROUTER HANDBOOK



The latest, updated version of the most popular book by Patrick Spielman contains 800 photographs and line drawings that completely cover the basics, and advanced techniques for a variety of routers, bits, jigs and fixtures. 384 pages.

MODEL G1901 \$17.95 ONLY \$15.95

## THE FINE ART OF CABINETMAKING



With a very philosophical approach, master craftsman James Krenov guides you through the processes involved in creating a piece of fine furniture. Many sketches and photo illustrations are included. 192 pages.

MODEL G3025 \$17.95 ONLY \$15.95

DUE TO THEIR NATURE, BOOKS ARE NON-RETURNABLE. DEFECTIVE BOOKS WILL BE REPLACED.

## SOUTHWEST SCROLL SAW PATTERNS



The flavor of the American Southwest as a decorating style is as popular as ever. Now you can create these characteristic motifs with your scroll saw. Over 200 new patterns inspired by the great early cultures of the American Southwest. 160 pages.

MODEL H1226 ~~\$14.95~~ ONLY \$12<sup>95</sup>

## DECORATIVE &amp; ORNAMENTAL SCROLL SAW PATTERNS



Whether you're looking for a gift, something for your home, or objects to sell, you'll find it here in the largest selection available of decorative and ornamental patterns and projects for scroll-saw cutting. With over 100 projects, there's something for everyone. 128 pages.

MODEL H1228 ~~\$17.95~~ ONLY \$15<sup>95</sup>

## VENEERING



Master the techniques of veneering with this complete workshop. Use the right tool for the right situation, prepare, cut and strengthen veneer, select veneering substrates, apply adhesives and even add an attractive finish. Includes five handsome projects to practice your skills. 192 pages.

MODEL H1220 ~~\$19.95~~ ONLY \$17<sup>95</sup>

## BAND SAW WORKSHOP BENCH REFERENCE™

This reference with its durable shop-proof cover is filled with expert facts, tips and shortcuts including tune-up techniques. Consult it while you're working because it will lay flat on your workbench. And with the topic tabs, it's like having a master woodworker to guide you through virtually any situation. 160 pages.

MODEL H1232 ~~\$17.95~~ ONLY \$15<sup>95</sup>

## ROUTER WORKSHOP BENCH REFERENCE™

Whether it's a special technique or a particular jig, the information you need to get the job done is right in this book. Flip to the right page by checking the tabs for concise directions, expert tips and important shortcuts. The spiral binding lets you keep the book flat. 160 pages.

MODEL H1231 ~~\$17.95~~ ONLY \$15<sup>95</sup>

## SCROLL SAW WORKSHOP BENCH REFERENCE™



This durable bench-top manual, with its shop-proof cover and spiral binding that lies flat, contains every professional secret and shortcut you'll ever need. From standard features to saw blades, from adjustments and alignment to materials and sawing operations, it's the complete start-to-finish reference to the scroll saw. 160 pages.

MODEL H1233 ~~\$17.95~~ ONLY \$15<sup>95</sup>

## TABLE SAW WORKSHOP BENCH REFERENCE™

Get all the answers to your table saw questions quickly with this simple-to-use reference guide. Consult it while you're working because it will lay flat on your workbench. And with the topic tabs, it's like having a master woodworker to guide you through virtually any situation. 160 pages.

MODEL H1234 ~~\$17.95~~ ONLY \$15<sup>95</sup>

## WOODCARVER'S PROBLEM SOLVER



This benchtop reference, has an alphabetical listing of tools, techniques, tips and shortcuts. If you've been looking for a comprehensive woodcarving resource, this book fits the ticket. Illustrations and photos. 144 pages.

MODEL H4153 ~~\$19.95~~ ONLY \$17<sup>95</sup>

## GREAT LOOKING 2 x 4 FURNITURE



You don't need loads of experience, expensive lumber or fancy tools to make attractive furniture — just a few 2x4's and stock lumber. Twenty one fully illustrated projects including material lists and easy directions. 128 pages.

MODEL H1219 ~~\$14.95~~ ONLY \$12<sup>95</sup>

## THE ULTIMATE BIRDHOUSE BOOK



40 functional and fanciful homes for our feathered friends. Some designs take their cues from architectural styles. Others utilize natural as well as recycled materials from the home and shop. Each plan features full color photos and step by step instructions. 128 pages.


MODEL H1218 ~~\$14.95~~ ONLY \$12<sup>95</sup>

## WOODTURNING

Keith Rowley's best-selling introduction to the art of woodturning is exceptional for its friendly and methodical approach, building up the reader's skills and confidence by logical and progressive steps. Includes step-by-step instructions for 12 simple and effective projects. 177 pages.

MODEL H1223 ~~\$19.95~~ ONLY \$17<sup>95</sup>


## MAKING WOODEN CLOCKS



Nothing enhances a room's decor like a handsomely crafted, hand-made wooden clock. Whether your passion is stately grandfather clocks, timeless mantel clocks or modern desk clocks, you'll find all the information you need to create your own timepiece. 178 pages.

MODEL H3573 ~~\$24.95~~ ONLY \$21<sup>95</sup>

## FUN TO MAKE WOODEN TOYS &amp; GAMES



Twelve original and entertaining toys to make for children of all ages. Instructions for each project are given in a clear, easy-to-read style, accompanied by color photographs and plentiful diagrams giving all the essential information. 168 pages.

MODEL H1217 ~~\$17.95~~ ONLY \$15<sup>95</sup>

## WOOD ON WHEELS



Make toys that rock and roll, wiggle and shake. 35 action-packed projects — from an alligator with snapping jaw to a classic little red wagon to an exciting wind-powered sail car — all designed to capture a child's interest and enchant woodworkers. 144 pages.

MODEL H1248 ~~\$16.95~~ ONLY \$14<sup>95</sup>

## POWER TOOL WOODCARVING



Experience the joy of woodcarving with the convenience and speed of electric power. Designed to help any carver grasp the fundamentals of power tool carving, this book features dozens of full-size patterns and painting instructions. 160 pages.

MODEL H4152 ~~\$14.95~~ ONLY \$12<sup>95</sup>

DUE TO THEIR NATURE, BOOKS ARE NON-RETURNABLE. DEFECTIVE BOOKS WILL BE REPLACED.

CALL 24 HOURS A DAY FROM ANYWHERE IN THE U.S.A. 1-800-523-4777


### CREATING BEAUTIFUL BOXES WITH INLAY TECHNIQUES



The definitive guide that makes building elegant boxes easy. Includes 15 full-color, step-by-step projects with a wide range of features. 128 pages with 230 color and 30 black and white illustrations.

MODEL H1161 ~~\$24.95~~ ONLY \$21<sup>95</sup>

### MAKING WOODEN MECHANICAL MODELS



Step-by-step instructions for fifteen projects. Each one features full drawings, cutting lists and special tips for making difficult steps easier. 138 pages with 15 color images.

MODEL H1247 ~~\$24.95~~ ONLY \$18<sup>95</sup>

### THE PEN TURNING MANUAL



This manual gives you the "hows" and "whys" of pen making. Included are more than 120 illustrations depicting virtually every model of pen and project kit on the market today. The author of this book got his start making pens for the craft show circuit. 104 pages, illustrated.

MODEL H1408 ~~\$14.95~~ ONLY \$12<sup>95</sup>



### SCROLL SAW ART PUZZLES



Everybody loves a good puzzle. With the ready-to-use patterns and easy instructions, you'll be making puzzles within a few hours. Common wood and a scroll saw is all you need. 30 project patterns. 84 pages.

MODEL H3572 ~~\$14.95~~ ONLY \$12<sup>95</sup>


### ARCHITECTURAL BIRDHOUSES



Your feathered friends will flock to the stunning birdhouses and feeders you build based on major architectural styles and world-famous buildings, from a New England-style saltbox to the Chrysler Building. 15 projects in all. 144 pages.

MODEL H3570 ~~\$18.95~~ ONLY \$15<sup>95</sup>

### SIMPLY BEAUTIFUL BOXES



Popular author and woodworker Doug Stow is back with 15 more irresistible projects for crafting truly one-of-a-kind boxes attractive enough to sell or give as gifts. 128 pages with 250 color images.

MODEL H1162 ~~\$24.95~~ ONLY \$18<sup>95</sup>

### SCROLL SAW PICTURE FRAMES



This book begins with an excellent discussion of basic sawing and frame construction techniques, then goes on to describe in detail 35 beautiful picture frames. Each project includes a template and easy-to-copy pattern. 128 pages.

MODEL H1222 ~~\$17.95~~ ONLY \$15<sup>95</sup>


### SCROLL SAW SEGMENTATION



Here is a complete guide to using your scroll saw to cut out individual pieces which are then reassembled to make a whole picture or object. Thirty-nine different projects with patterns and tips to help you get beautiful results. 128 pages.

MODEL H1227 ~~\$17.95~~ ONLY \$15<sup>95</sup>

### WOODWORKER'S GUIDE TO WOOD



Written specifically for woodworkers, this guide is packed with information on the characteristics of 60 species of wood, how lumber is milled and graded, and the drying, buying and storing of wood. Lots of helpful tips and illustrations. 190 pages.

MODEL H1225 ~~\$24.95~~ ONLY \$21<sup>95</sup>

### MEASURE TWICE, CUT ONCE



Newly revised edition of this best seller! A common-sense guide to working with measuring tools, laying out cuts, cutting to the lines and choosing the right saw. There is even a section on preventing and fixing mistakes. 118 pages, illustrated.

MODEL H1246 ~~\$22.95~~ ONLY \$19<sup>95</sup>

### SCROLL SAW PATTERN BOOK



450 patterns for less than 3¢ each. Most patterns are full-size and range from simple wall plaques, alphabets, numbers for signs and puzzles, to fine designs. Make practical items such as lamps, napkin rings or gifts for all ages. 256 pages.

MODEL G1922 ~~\$14.95~~ ONLY \$12<sup>95</sup>

### SCROLL SAW HANDBOOK



Patrick Spielman reveals every technique and accessory for scroll saws — even how to master touchy inside openings; bevel and compound sawing; tricks of the trade inlay; relief, marquetry and more. Dozens of projects and patterns. 500 photos. 256 pages.

MODEL G1923 ~~\$17.95~~ ONLY \$15<sup>95</sup>

### SCROLL SAW FRETWORK PATTERNS



Quick and easy stunning fretwork designs. More than 200 fabulous full-size patterns. Includes beloved classics, plus alphabets & numbers, signs — brackets, grills, miniatures and more! Easy-to-follow instructions offer weekend proficiency. 256 pages.

MODEL G1924 ~~\$14.95~~ ONLY \$12<sup>95</sup>

### DUST COLLECTION BASICS



Dust collection is a primary concern for most woodworkers. This handbook leads you through the steps necessary to build an efficient central system that will handle your particular dust collection needs. A must! 50 pages.

MODEL G2525 ONLY \$6<sup>95</sup>

### TURNING PENS AND PENCILS



The definitive guide to turning writing instruments. Kip Christensen and Rex Burningham leave no aspect of this very satisfying craft untouched in their bid to produce the best book on the subject for both seasoned pen makers and anyone new to this absorbing craft. 164 pages.

MODEL H1221 ~~\$17.95~~ ONLY \$15<sup>95</sup>

DUE TO THEIR NATURE, BOOKS ARE NON-RETURNABLE. DEFECTIVE BOOKS WILL BE REPLACED.



# WOODWORKING BOOKS

GRIZC-04516

BOOKS

## GUITARMAKING

This impressive volume is the first book of its kind to describe in depth how both steel-string and classical guitars are actually designed and built. Over 450 photographs, drawings and diagrams reveal in exquisite detail the hows, whys, and how-to's of the traditional craft of guitar-making. 392 pages.

MODEL H3575 ~~\$29.95~~ ONLY \$26<sup>95</sup>

## MAKE YOUR OWN ELECTRIC GUITAR & BASS



Create your own one-of-a-kind electric guitar or bass. Whether you want to follow an ageless style, or pave the way with a radical new look, this book will provide the foundation for successful electric guitar and bass building.

MODEL H4155 ~~\$18.95~~ ONLY \$16<sup>95</sup>

## GREAT DECKS & PORCHES



Adding a deck improves the value of your home and your quality of life. This book features advice and color photos on deck design and construction, materials, building techniques, porches and over-heads, and maintenance and repair. 128 pages.

MODEL H4159 ~~\$14.95~~ ONLY \$12<sup>95</sup>

## GREAT WINDOWS & DOORS



One of the most aesthetically pleasing and energy efficient additions to a home are new doors or windows. This step-by-step guide features tons of color photos detailing materials and tools, framing, common projects, maintenance and repair. 128 pages.

MODEL H4162 ~~\$14.95~~ ONLY \$12<sup>95</sup>

## SHELVES, CLOSETS & CABINETS



Solve the age old dilemma of not enough storage space. With the right knowledge and well thought out plan, you can create storage units that are efficient as well as beautiful. 304 pages.

MODEL H4165 ~~\$19.95~~ ONLY \$17<sup>95</sup>

## FAST FURNITURE



The name says it all! This book details 15 special projects for building sleek and elegant furniture with scrap wood lying around the shop while using no complex joints. You'll be amazed at how this book simplifies building modern, functional furniture. 128 pages.

MODEL H4156 ~~\$25.95~~ ONLY \$22<sup>95</sup>

## CLASSIC ARTS & CRAFTS FURNITURE



Known for its simplicity, functionality and durability, the Arts & Crafts style combines straight lines, simple joints and straightforward construction to present a highly admired and collectable style of furniture. Includes 20 projects. 128 pages.

MODEL H4157 ~~\$24.95~~ ONLY \$21<sup>95</sup>


## CONSTRUCTING STAIRCASES, BALUSTRADES & LANDINGS



A well thought-out staircase, balustrade or landing adds beauty and function to any living space. From L-shaped to U-shaped, straight to spiral, you're sure to find the style that's right for you. Includes photos and exploded views. 159 pages.

MODEL H4160 ~~\$14.95~~ ONLY \$12<sup>95</sup>

## FINISH CARPENTRY



Designed for the beginning carpenter, this guide is loaded with illustrations and photographs to teach finish carpentry skills both inside the home and out. Includes generous instructions for common projects with an emphasis on high quality results. 288 pages.

MODEL H4163 ~~\$19.95~~ ONLY \$17<sup>95</sup>

## CHRISTMAS SCROLL SAW PATTERNS



Celebrate the Christmas season with over 200 original, full-size patterns to cut on your scroll saw. Easy to follow instructions and full color paint schemes make it simple, even if you've never used a scroll saw before. 160 pages.

MODEL H3571 ~~\$14.95~~ ONLY \$12<sup>95</sup>

## ART OF THE BAND SAW



Learn to make true works of art with your woodcutting bandsaw. This 144 page book teaches you expert tips and tricks to improve your bandsaw skills. Includes detailed projects such as tables, chairs, clocks, jewelry boxes, toys and much more!

MODEL H4154 ~~\$19.95~~ ONLY \$17<sup>95</sup>

## CLASSIC GARDEN FURNITURE



This book contains 15 step-by-step plans to building beautiful furniture for the yard. Each plan is complete with color photos and drawings. Choose from various planters, benches, tables, a dining set, a lounge chair or a hammock stand! 128 pages.

MODEL H4158 ~~\$24.95~~ ONLY \$21<sup>95</sup>

## GREAT OUTDOOR 2X4 FURNITURE



This book shows you how to make 21 pieces of super-sturdy furniture that are both cost-effective and pleasing to the eye. Best of all, the methods in this book are easy enough that anyone with a limited number of tools can build the projects described inside. 128 pages.

MODEL H4161 ~~\$21.95~~ ONLY \$18<sup>95</sup>

## CHAIRMAKER'S WORKSHOP



Learn to handcraft graceful Windsor and post-and-rung chairs with this comprehensive book. Contains over 500 photographs and figures, to scale plans for building eleven chairs, as well as plans for making five pieces of basic chairmaking equipment. 304 pages.

MODEL H4164 ~~\$24.95~~ ONLY \$21<sup>95</sup>

## INTARSIA



Let Wood™ Magazine hall of famer Judy Gale Roberts show you the "secrets" of stunning intarsia. Complete start-to-finish instructions take you from selecting the wood to applying the final finish. Includes 13 full scale patterns and nearly 240 photographs. 196 pages.

MODEL H4166 ~~\$19.95~~ ONLY \$17<sup>95</sup>

DUE TO THEIR NATURE, BOOKS ARE NON-RETURNABLE. DEFECTIVE BOOKS WILL BE REPLACED.

**CALL 24 HOURS A DAY FROM ANYWHERE IN THE U.S.A. 1-800-523-4777**

## METALWORKING BOOKS

## CNC PROGRAMMING HANDBOOK



This up-to-date guide includes information on various programming techniques from basic to the most advanced concepts. Includes 1,000 illustrations, tables, formulas, tips, shortcuts and real-world examples. 600 pages hard cover.

MODEL H1140 ~~\$69.95~~ ONLY \$65<sup>95</sup>

## DIE MAKERS HANDBOOK



This book has been prepared to help avoid the pitfalls associated with stamping designs, die designs and stamping die function. Designed for the advanced apprentice die maker, young journeyman die maker and students of die design. 212 pages hard cover.

MODEL H1141 ~~\$27.95~~ ONLY \$25<sup>95</sup>

## REFERENCE BOOK



This handy pocket reference is packed with essential charts and formulas for the woodworker and home shop machinist. Includes plenty of handy conversion charts, mathematical formulas, mapping scales, lumber sizing and grading information. 496 pages.

MODEL G3382 ONLY \$9<sup>95</sup>


## WELDED JOINT DESIGN, 3RD ED



This highly illustrated book provides a clear and concise explanation of how welded joints and structures are designed and of the constraints which welding may impose on the design. 142 pages.

MODEL H1145 ~~\$49.95~~ ONLY \$46<sup>95</sup>

## WELDING AND CUTTING



232 pages of practical and insightful information on fusion welding and its associated cutting processes. An excellent blending of practical "tricks of the trade" and detailed specifications that will bring out the best of your welding capabilities.

MODEL G4983 ~~\$34.95~~ ONLY \$31<sup>95</sup>

## MACHINE SHOP PRACTICE - VOL. 1



Karl Hans Moltrecht's 496-page compendium of metalworking operations delivers the ultimate teaching and reference tool for basic cutting operations, layout work, lathe turning, drilling operations, taper and angle turning and boring work. Written to aid the beginner as well as the experienced machinist or engineer.

MODEL G4985 ~~\$19.95~~ ONLY \$18<sup>95</sup>

## MACHINE SHOP PRACTICE - VOL. 2



Karl Hans Moltrecht continues the most fundamental reference available with the 517-page Volume Two of his Machine Shop Practice series. In this second volume, Moltrecht covers shaper and planer work as well as milling and grinding operations.

MODEL G4986 ~~\$19.95~~ ONLY \$18<sup>95</sup>

## THE HOME MACHINIST'S HANDBOOK



A complete do-it-yourselfer's guide for the home machinist. Includes hints and tips on how to set up your own shop and projects from a machinist's jack to a ship's cannon to everything in between. 275 pp.

MODEL G5053 ~~\$19.95~~ ONLY \$18<sup>95</sup>


## BASIC MACHINING HANDBOOK



From timeless to the most up-to-date machinists' techniques, this 281-page book offers start-to-finish discussion of machining practices, as well as complete step-by-step checklists for precision, on-the-job support. Covers computer-aided systems, as well as traditional machining technology.

MODEL G4982 ~~\$29.95~~ ONLY \$26<sup>95</sup>

## PRACTICAL WELDING TECHNOLOGY



Since 1983, Rudy Mohler's Practical Welding Technology has been the favored "self-help" book for the working welder. Mohler provides the tools you'll need to perfect your traditional and exotic welding and cutting techniques. 220 pages of easy-to-understand text and excellent detailed illustrations.

MODEL G4984 ~~\$29.95~~ ONLY \$26<sup>95</sup>

## MACHINERY'S HANDBOOK

For more than 80 years, Erik Oberg's 2,547-page handbook has been the benchmark by which machinists' and engineering texts have been judged. Includes a wealth of information on mathematics, mechanics, measurements and materials. A must-have for the amateur or professional.



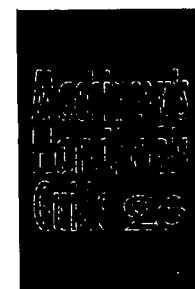
MODEL G4980 ONLY \$69<sup>95</sup>

## CD ROM EDITION



MODEL G7960  
ONLY \$69.95

## MACHINERY'S HANDBOOK GUIDE



Designed as an aid in the efficient use of the Machinery Handbook. Hundreds of examples with test questions and answer keys selected especially for engineering and trade schools, apprenticeship and home-study courses. 249 pages.

MODEL G4981 ~~\$14.95~~ ONLY \$12<sup>95</sup>

## WELDING ESSENTIALS



A concise yet thorough introduction to the topic of welding, this book is designed for educators, engineers, contractors, fabricators, hobbyists and beginning welders. It presents the topic in a comprehensive question-and-answer format so the reader can quickly locate a subject. 352 pages, illustrated.

MODEL H1293 ~~\$29.95~~ ONLY \$26<sup>95</sup>

DUE TO THEIR NATURE, BOOKS ARE NON-RETURNABLE. DEFECTIVE BOOKS WILL BE REPLACED.

GRIZC-04517

# CONCEALED HINGES

Order by volume and save even more!  
To order is as simple as 1-2-3!

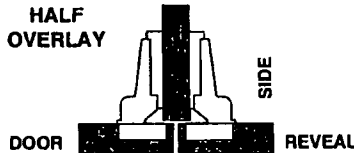
1. Choose the application and the degree of opening.
2. Select the type of hinge — "Full Overlay" or "Half Overlay".
3. Calculate the number of hinges you need. (Screws not included.)

## FULL OVERLAY



**FULL OVERLAY** means that when the cabinet door is closed, you don't see any "reveal" around the door.

## HALF OVERLAY




**HALF OVERLAY** means that when the door is closed, you can see a "reveal". Use half overlay hinges for middle cabinets and use:

- 2 hinges for doors under 35 1/2" / 20 lbs.
- 3 hinges for doors under 63" / 40 lbs.
- 4 hinges for doors under 79" / 60 lbs.

## EUROPEAN-STYLE HINGES

**SNAP-ON AND OFF  
SELF-CLOSING**



(110° Hinge Shown)

## 110° EUROPEAN-STYLE

Maximum overlay 21mm (13/16")

This hinge gives you that extra swing for complete access. Used for general purpose applications, hinge is all metal and self-closing. Maximum door thickness is 7/8" (22mm). Easy snap on/off for door removal. 3 way adjustable.

HINGE TYPE	SCREWS	MODEL #	PRICE		
			EACH	50-99	100+
Full Overlay	Wood	G4769	\$3.95	\$3.49	\$2.99
Half Overlay	Wood	G4770	\$3.95	\$3.49	\$2.99

## 120° EUROPEAN-STYLE

Maximum overlay 19mm (3/4")

An all-purpose, self-closing hinge gives ample room for easy accessibility such as under sinks and other storage areas. Maximum door thickness is 7/8" (22mm). Easy snap on/off for door removal. 3 way adjustable.


HINGE TYPE	SCREWS	MODEL #	PRICE		
			EACH	50-99	100+
Full Overlay	Wood	G4771	\$5.49	\$5.29	\$4.99
Half Overlay	Wood	G4772	\$5.49	\$5.29	\$4.99

## 165° EUROPEAN-STYLE

This all metal concealed hinge is 3 way adjustable and self-closing. Used in unobstructed access areas where a full opening is needed. Also works great for various computer and entertainment unit furniture. Maximum door thickness is 1" (25mm). Zero protrusion in full overlay application for pull out drawers.

HINGE TYPE	SCREWS	MODEL #	PRICE		
			EACH	50-99	100+
Full Overlay	Wood	G4773	\$5.49	\$5.29	\$4.99
Half Overlay	Wood	G4774	\$5.49	\$5.29	\$4.99

## CORNER HINGE




Utilized in corner situations under counters, these hinges allow you the fullest access for storage. All metal. Maximum material thickness is 1" (25mm).

MODEL #	WOOD THICK.	SCREWS	PRICE		
			EACH	50-99	100+
G4775	3/4"	Wood	\$5.95	\$5.49	\$4.99


## 45° CROSS CORNER

Designed for diagonal corner cabinets, this hinge is self-closing and 3-way adjustable. Its small turning radius and all metal construction make it a very functional hinge. Used for corner cabinets. Maximum door thickness is 7/8" (22mm).



MODEL #	SCREWS	PRICE		
		EACH	50-99	100+
G4776	Wood	\$5.49	\$5.29	\$4.99

## 105° FACE FRAME




This all metal nickel-plated hinge is self-closing and is used for face frame construction where a sturdy, concealed hinge is needed. Totally adjustable.

Maximum door thickness is 3/4" (19mm).

MODEL #	OVERLAY	SCREWS	PRICE		
			EACH	50-99	100+
G4777	1/2"	Wood	\$2.95	\$2.49	\$2.29
G4778	3/4"	Wood	\$2.95	\$2.49	\$2.29

## ONE PIECE FACE FRAME

This all metal concealed economy hinge for face frame cabinets features an extremely low profile. One piece construction makes for simple installation. 1/2" overlay. Door thickness is 3/8" (16mm), 3/4" (19mm) with front door beveled. Height adjustment only.




**105° SWING!**

MODEL #	SCREWS	PRICE		
		EACH	50-99	100+
G4779	Wood	\$1.95	\$1.79	\$1.59

## CONCEALED HINGE

**120° FACE FRAME 3/8" Overlay**

All-purpose hinge is self-closing and gives ample room for accessibility. Top quality hinge. Maximum door thickness is 7/8" (22mm). Completely adjustable. Easy snap on/off for door removal.



MODEL #	SCREWS	PRICE		
		EACH	50-99	100+
G4780	Wood	\$3.49	\$3.29	\$2.79

## 35mm HINGE BORING BIT

The perfect choice to create clean entry holes with smooth interiors for European-style hinges. Carbide tipped boring bit works well in all woods, chipboard and laminates. For use in drills with 3/8" chucks.



**MODEL G3014 ONLY \$19<sup>95</sup>**

**CALL 24 HOURS A DAY FROM ANYWHERE IN THE U.S.A. 1-800-523-4777**

**DRAWER  
SLIDES****New!****SHOP FOX® DRAWER SLIDES**

These drawer slides are used by manufacturers and cabinet makers that require high quality, smooth operation and durability.

**TOP  
QUALITY!****REGULAR SLIDES**


These are epoxy coated off white slides that are commonly used in kitchen cabinets and other applications where weight is not a concern. Large 3/4" polyethylene rollers make these slides glide effortlessly.



MODEL	SIZE	PRICE	6 +
H2891	10"	\$1.95/pr	\$1.65/pr
H2892	12"	\$1.95/pr	\$1.65/pr
H2893	14"	\$1.95/pr	\$1.65/pr
H2894	16"	\$2.25/pr	\$1.85/pr
H2895	18"	\$2.25/pr	\$1.85/pr
H2896	20"	\$2.75/pr	\$2.35/pr

**BALL BEARING  
SLIDES**

When weight is a concern, use either the Shop Fox® 3/4" Extension or the Full Extension Ball Bearing Slides. 3/4" extension slides are 1 1/8" tall and the full extension slides are 1 3/4" tall.



AVAILABLE END OF JANUARY 2002

**FULL EXTENSION**

Ball Bearing Slides 100 lb. Capacity

**3/4" EXTENSION**

Ball Bearing Slides 80 lb. Capacity

MODEL	SIZE	PRICE	6 +
H2897	3/4" x 12"	\$5.95/pr	\$5.25/pr
H2898	3/4" x 14"	\$5.95/pr	\$5.25/pr
H2899	3/4" x 16"	\$6.95/pr	\$6.25/pr
H2900	3/4" x 18"	\$6.95/pr	\$6.25/pr
H2901	3/4" x 20"	\$7.95/pr	\$7.25/pr

MODEL	SIZE	PRICE	6 +
H2902	12"	\$7.95/pr	\$7.25/pr
H2903	14"	\$8.95/pr	\$7.95/pr
H2904	16"	\$8.95/pr	\$7.95/pr
H2905	18"	\$9.50/pr	\$8.50/pr
H2906	20"	\$9.95/pr	\$8.95/pr
H2907	24"	\$10.95/pr	\$9.50/pr
H2908	26"	\$11.95/pr	\$9.95/pr

**360° SWIVELS**


Make your own Lazy Susans and inexpensive TV swivel platforms with these cold rolled steel and zinc plated ball bearing 360° Swivels. Model H4221 has a minimum width of 10 1/4" and is 3/16" thick. Model H4222 is 12" wide and is only 1/16" thick. Screws not included.



MODEL H4221	300 LB. CAP. ONLY	\$11 <sup>95</sup>
MODEL H4222	250 LB. CAP. ONLY	\$9 <sup>95</sup>

**KEYBOARD PULL-OUTS**

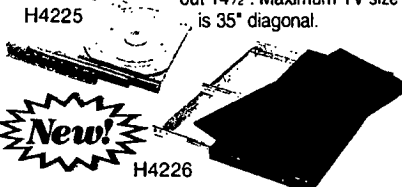
Add valuable space to your computer desk by putting your keyboard on one of these Keyboard Pull-outs. Model H4224 also features a mouse tray that slides to the right or left.



MODEL H4223	100 LB. CAP. ONLY	\$41 <sup>95</sup>
MODEL H4224	100 LB. CAP. ONLY	\$74 <sup>95</sup>

**FULL EXTENSION  
TV SWIVELS**

These TV Swivels have full extension ball bearing slides and ball bearing swivel plates. Model H4225 with zinc finish measures 14 1/2" wide and extends out 15". Maximum TV size is 21" diagonal. Model H4226 with black powder coated paint measures 28 1/2" wide and extends out 14 1/2". Maximum TV size is 35" diagonal.



MODEL H4225	125 LB. CAP. ONLY	\$24 <sup>95</sup>
MODEL H4226	200 LB. CAP. ONLY	\$139 <sup>95</sup>

**EURO SCREWS  
FOR DRAWER SLIDES**

Designed for use with Euro-style 32mm line boring systems, these 1/2" long precision-crafted screws are for drawer runners, rear wall connectors and other 32mm cabinetry applications.

MODEL G4786	Box of 50 ONLY	\$4 <sup>95</sup>
-------------	----------------	-------------------

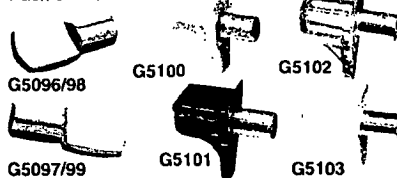
**CLEAR PLASTIC DOOR BUMPERS**

Self-adhesive, clear plastic door bumpers come in a pack of 100. 2 sizes to choose from.

MODEL	DIAMETER	THICKNESS	PRICE
G4781	3/8"	1/16"	\$4.95
G4782	3/8"	1/8"	\$4.95

**SHELF SUPPORTS**

Your choice of almond, anachrome, brass, brown, white, or clear plastic shelf supports. Pack of 12.



MODEL	TYPE	PRICE
G5096	1/4" - Anachrome	\$1.59/pk
G5097	1/4" - Brass	\$1.59/pk
G5098	5mm - Anachrome	\$1.59/pk
G5099	5mm - Brass	\$1.59/pk
G5100	Plastic - Almond	\$2.69/pk
G5101	Plastic - Brown	\$2.69/pk
G5102	Plastic - Clear	\$2.69/pk
G5103	Plastic - White	\$2.69/pk

**HINGE SCREWS**


These screws have wide-spaced angled threads for use in wood, particle and MDF board. Designed for hinge and drawer slide applications. Eliminates the frustrating problem of "spinout". Buy in bulk and save. All are flathead and Phillips drive.

**BUY 1000 AND SAVE!**

MODEL	SIZE	PRICE
G2715	#6 x 1/2" (100 Pieces)	\$1.95
G2716	#6 x 1/2" (1000 Pieces)	\$11.95
G2717	#6 x 5/8" (100 Pieces)	\$2.35
G2718	#6 x 5/8" (1000 Pieces)	\$12.95
G2719	#6 x 3/4" (100 Pieces)	\$2.75
G2720	#6 x 3/4" (1000 Pieces)	\$13.95

## 50-PC. BRASS HOOK & EYE ASSORTMENT


Six sizes of brass hooks in a plastic case:  $\frac{3}{8}$ " Eye;  $\frac{3}{8}$ ",  $\frac{5}{8}$ " &  $\frac{3}{4}$ " Cup and  $\frac{7}{8}$ " &  $1\frac{1}{4}$ " Straight hooks.



MODEL H0567 ONLY \$1<sup>25</sup>

## 50-PC. HOOK & EYE ASSORTMENT


Six sizes of steel hooks in a plastic case:  $\frac{3}{8}$ " Eye;  $\frac{3}{8}$ ",  $\frac{5}{8}$ " &  $\frac{3}{4}$ " Cup and  $\frac{7}{8}$ " &  $1\frac{1}{4}$ " Straight hooks.



MODEL H0568 ONLY \$1<sup>25</sup>

## 100-PC. BRASS WOOD SCREW ASSORTMENT

Divided plastic case, Phillips® drive, flat head, brass. Six sizes - #4 x  $\frac{1}{2}$ "(20), #4 x  $\frac{3}{8}$ "(24), #8 x  $\frac{3}{4}$ "(20), #8 x 1"(14), #8 x  $1\frac{1}{4}$ "(10), and #10 x  $1\frac{1}{2}$ "(12).



MODEL H0569 ONLY \$1<sup>25</sup>

## 100-PC. WOOD SCREW ASSORTMENT


Divided plastic case, Phillips® drive, flat head. Six sizes - #4 x  $\frac{1}{2}$ "(20), #4 x  $\frac{3}{8}$ "(24), #8 x  $\frac{3}{4}$ "(20), #8 x 1"(14), #8 x  $1\frac{1}{4}$ "(10), and #10 x  $1\frac{1}{2}$ "(12).



MODEL H0570 ONLY \$1<sup>25</sup>

## 100-PC. BRASS SHEET METAL SCREWS


Six sizes included - #6 x  $\frac{1}{2}$ "(20), #6 x  $\frac{3}{4}$ "(20), #8 x  $\frac{5}{8}$ "(15), #8 x 1"(15), #10 x  $\frac{1}{2}$ "(20), and #10 x  $1\frac{1}{2}$ "(10). Plastic case, combo drive, pan head, brass.



MODEL H0571 ONLY \$1<sup>25</sup>

## 100-PC. SHEET METAL SCREWS


Six sizes included - #6 x  $\frac{1}{2}$ "(20), #6 x  $\frac{3}{4}$ "(20), #8 x  $\frac{5}{8}$ "(15), #8 x 1"(15), #10 x  $\frac{1}{2}$ "(20), and #10 x  $1\frac{1}{2}$ "(10). Plastic case, combo drive, pan head.



MODEL H0572 ONLY \$1<sup>25</sup>

## 120-PC. FLAT & LOCK WASHERS


Both sets include  $\frac{7}{16}$ ",  $\frac{9}{16}$ " and  $\frac{1}{4}$ " flat and lock washers. Choose brass or nickel.



MODEL H0573 Brass ONLY \$1<sup>25</sup>  
MODEL H0574 Nickel ONLY \$1<sup>25</sup>

## 9-PC. BRASS PADLOCK SET


Lock up your tools or anything else you want to keep! Constructed of durable, weather-resistant components, this 9-piece set of individually-keyed locks has numerous uses. Set includes three locks each in three handy sizes: 1"W x 1"H,  $\frac{3}{4}$ "W x 1"H and  $\frac{5}{8}$ "W x 1"H.



MODEL G8188 ONLY \$5<sup>95</sup>

## 100-PC. BRASS MACHINE BOLT & NUT ASSORTMENT

Plastic case, combo drive, pan head, nuts included. Five metric sizes - M3-0.8 x 19, M4-0.7 x 19mm, M5-0.8 x 35 mm, M5-0.8 x 24 mm and M6-1.0 x 24mm.



MODEL H0575 ONLY \$1<sup>25</sup>

## 100-PC. MACHINE BOLT & NUT ASSORTMENT

Plastic case, combo drive, pan head, nuts included. Five metric sizes - M3-0.5 x 19, M4-0.7 x 19mm, M5-0.8 x 35mm, M5-0.8 x 24mm and M6-1.0 x 24mm.



GRIZC-04520

MODEL H0576 ONLY 75¢

## 150-PC. NAIL ASSORTMENTS

Handy nail assortments with four sizes in each set:

Steel - Common  
 $\frac{3}{4}$ " x .050, 1" x .050,  
 $1\frac{1}{2}$ " x .080, 2" x .095  
Brass-Round head  
 $\frac{1}{2}$ " x .050,  $\frac{1}{2}$ " x .065,  
1" x .060,  $1\frac{1}{2}$ " x .080

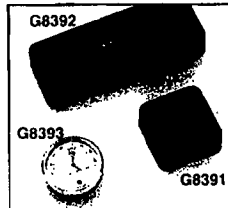


Approximately 150 pieces in each set.

MODEL H0577 Steel ONLY 75¢  
MODEL H0578 Brass ONLY 75¢

## HUMIDOR PRODUCTS

Maintain full cigar flavor with these humidifiers. Easy installation for quick refills. Hygrometer indicates optimum humidity.



Humidifier  
MODEL G8391 ONLY \$12<sup>95</sup>  
Humidifier  
MODEL G8392 ONLY \$29<sup>95</sup>  
Hygrometer  
MODEL G8393 ONLY \$17<sup>95</sup>

CALL 24 HOURS A DAY FROM ANYWHERE IN THE U.S.A. 1-800-523-4777

299

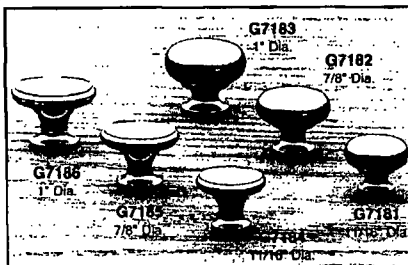


**HARDWARE**


## POLISHED BRASS HARDWARE

### SOLID BRASS CABINET KNOBS WITH LACQUER FINISHES


These heavy, solid brass cabinet knobs are available in a variety of styles and sizes and provide an elegant distinction to any cabinet door or drawer. Highly polished and lacquer coated for years of luster. Each includes mounting screw.



MODEL	KNOB DIA.	BASE DIA.	PK OF 5
G7181	1 1/16"	7/16"	\$5 <sup>95</sup>
G7182	7/8"	1/2"	\$7 <sup>95</sup>
G7183	1"	5/8"	\$9 <sup>95</sup>
G7184	1 1/16"	7/16"	\$5 <sup>95</sup>
G7185	7/8"	1/2"	\$7 <sup>95</sup>
G7186	1"	5/8"	\$9 <sup>95</sup>



GRIZC-04521



MODEL	KNOB DIAMETER	BASE DIAMETER	PACK OF 5
G7187	9/16"	9/16"	\$4 <sup>50</sup>
G7188	1 1/16"	1 1/16"	\$5 <sup>95</sup>
G7189	7/8"	7/8"	\$7 <sup>95</sup>
G7190	1"	1"	\$9 <sup>95</sup>

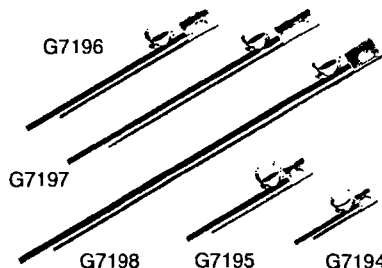
  

MODEL	KNOB DIAMETER	BASE DIAMETER	EACH
G7191	1"	1/2"	\$1 <sup>95</sup>
G7192	1 1/4"	9/16"	\$2 <sup>95</sup>
G7193	1 1/2"	1 1/16"	\$3 <sup>95</sup>

### SURFACE BOLTS

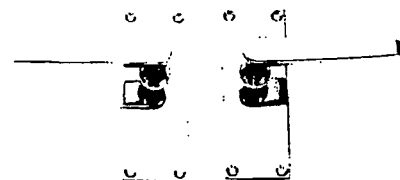
These half-round surface bolts are made of solid, polished brass with lacquer finish. Sized for cabinets up to full sized doors, each includes a brass striker and screws.

MODEL	LENGTH	PRICE EA.
G7194	1 1/2"	\$2 <sup>25</sup>
G7195	2"	\$2 <sup>50</sup>
G7196	3"	\$2 <sup>95</sup>
G7197	4"	\$3 <sup>95</sup>
G7198	6"	\$4 <sup>95</sup>



### LEVER HANDLES

Stationary lever handles for passage doors surface mount to the door stile. Each includes one left and one right handle for both sides of the door.



### DOOR HARDWARE

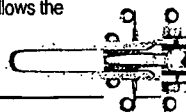
Commercial quality door stop mounts to the floor or wall to limit door swing. Screws included.

Floor Door Stop  
MODEL G7200 ONLY \$5<sup>95</sup>



Swing type door guard is stronger than a chain, yet still allows the door to be slightly opened. Screws included.

Door Guard  
MODEL G7201 ONLY \$9<sup>95</sup>



Spring loaded ball latch mortises into the top of the door. Striker plate and screws included.

Ball Latch  
MODEL G7291 ONLY \$4<sup>95</sup>

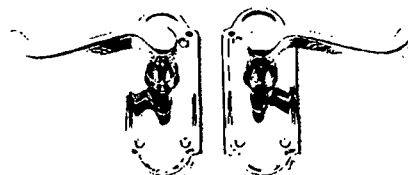


Easy installation pocket door lock features an edge mounted finger pull to close the door and locking mechanism. Screws included.

Sliding Pocket Door Lock  
MODEL G7199 ONLY \$7<sup>95</sup>



Base 1 5/8" x 4 3/8", Handle 4" Long  
MODEL G7292 Per Set ONLY \$12<sup>95</sup>

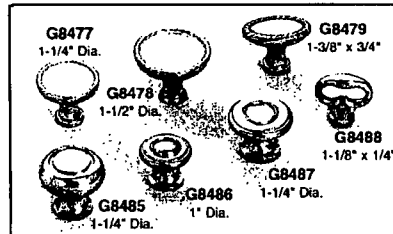
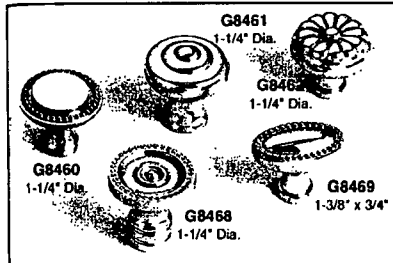


Base 1 5/8" x 4 3/8", Handle 4" Long  
MODEL G7293 Per Set ONLY \$12<sup>95</sup>

# HARDWARE

## SOLID BRASS KNOBS

Heavy cast, solid brass knobs are finely finished and polished for the most discerning craftsman. Includes screw.



### Solid Brass Knobs

MODEL G8460	EACH	\$3 <sup>95</sup>
MODEL G8461	EACH	\$4 <sup>95</sup>
MODEL G8462	EACH	\$6 <sup>95</sup>
MODEL G8468	EACH	\$7 <sup>95</sup>
MODEL G8477	EACH	\$5 <sup>95</sup>
MODEL G8478	EACH	\$6 <sup>95</sup>
MODEL G8485	EACH	\$4 <sup>95</sup>
MODEL G8486	EACH	\$4 <sup>95</sup>
MODEL G8487	EACH	\$4 <sup>95</sup>

### Solid Brass Oval Knobs

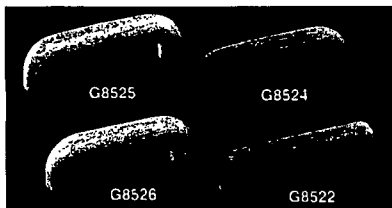
MODEL G8469	EACH	\$6 <sup>95</sup>
MODEL G8479	EACH	\$6 <sup>95</sup>

### Solid Brass Mock Key

MODEL G8488	EACH	\$3 <sup>95</sup>
-------------	------	-------------------

## WOODEN DRAWER PULLS

Contemporary hardwood drawer pulls install easily with screws provided.



### Oak Drawer Pulls

MODEL G8522	3"	EACH	\$4 <sup>49</sup>
MODEL G8524	3 1/2"	EACH	\$4 <sup>49</sup>

### Maple Drawer Pull

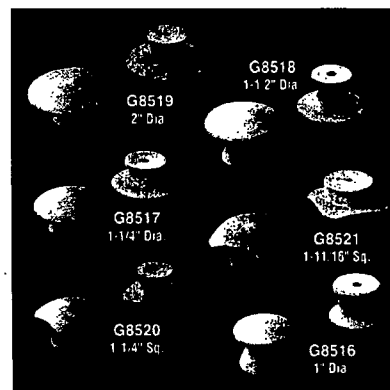
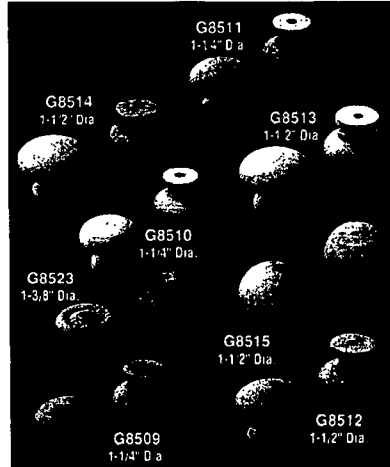
MODEL G8525	3 1/2"	EACH	\$3 <sup>95</sup>
-------------	--------	------	-------------------

### Birch Drawer Pull

MODEL G8526	3"	EACH	\$3 <sup>95</sup>
-------------	----	------	-------------------

## WOODEN KNOBS

Unfinished wooden knobs are available in a variety of wood species to match or contrast with cabinet and furniture wood. Birch knobs with even grain and good staining capabilities can be stained to match existing cabinet finishes. Choose from a variety of profiles. Includes mounting screws.



### Cherry

MODEL G8509	PAIR	\$5 <sup>49</sup>
MODEL G8512	PAIR	\$5 <sup>49</sup>

### Maple

MODEL G8510	PAIR	\$4 <sup>49</sup>
MODEL G8513	PAIR	\$4 <sup>49</sup>
MODEL G8515	PAIR	\$1 <sup>95</sup>

### Oak

MODEL G8511	PAIR	\$4 <sup>49</sup>
MODEL G8514	PAIR	\$4 <sup>49</sup>

### Birch

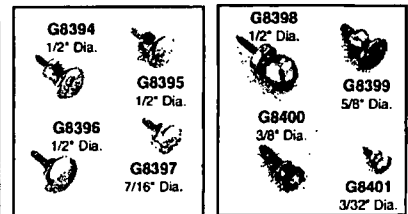
MODEL G8516	PAIR	\$1 <sup>95</sup>
MODEL G8517	PAIR	\$1 <sup>95</sup>
MODEL G8518	PAIR	\$1 <sup>95</sup>
MODEL G8519	PAIR	\$1 <sup>95</sup>
MODEL G8520	PAIR	\$1 <sup>95</sup>
MODEL G8521	PAIR	\$1 <sup>95</sup>

### Ash

MODEL G8523	PAIR	\$2 <sup>49</sup>
-------------	------	-------------------

## MINIATURE BRASS KNOBS

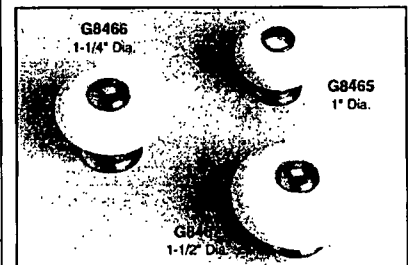
Miniature solid brass knobs with threaded studs are perfect for jewelry boxes.



MODEL G8394	EACH	99¢
MODEL G8395	EACH	99¢
MODEL G8396	EACH	99¢
MODEL G8397	EACH	99¢
MODEL G8398	EACH	\$1 <sup>49</sup>
MODEL G8399	EACH	\$1 <sup>49</sup>
MODEL G8400	EACH	79¢
MODEL G8401	EACH	99¢

## PORCELAIN & BRASS KNOBS


Match these porcelain and brass knobs with our porcelain and brass drawer balls. Includes mounting screws.



MODEL G8465	EACH	\$3 <sup>95</sup>
MODEL G8466	EACH	\$3 <sup>95</sup>
MODEL G8467	EACH	\$3 <sup>95</sup>

## BRASS SCREW BALL KNOBS


Inexpensive round profile brass ball knobs feature threaded studs.



MODEL G8411	EACH	\$1 <sup>29</sup>
MODEL G8412	EACH	\$1 <sup>49</sup>
MODEL G8413	EACH	\$1 <sup>49</sup>
MODEL G8414	EACH	\$1 <sup>69</sup>
MODEL G8415	EACH	\$1 <sup>79</sup>

### SOLID BRASS DRAWER PULLS

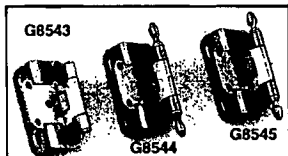
Solid brass drawer pulls have standard 3" hole patterns and include mounting screws.



MODEL G8456	EACH	\$7 <sup>95</sup>
MODEL G8457	EACH	\$7 <sup>95</sup>
MODEL G8458	EACH	\$7 <sup>95</sup>
MODEL G8475	EACH	\$7 <sup>95</sup>
MODEL G8490	EACH	\$12 <sup>95</sup>

### PARTIAL WRAP AROUND HINGES 3/8" INSET 1/2" OVERLAY


Mounting holes are slotted for easy adjustment after installation. Self closing style.



MODEL G8543	PAIR	\$6 <sup>95</sup>
MODEL G8544	PAIR	\$6 <sup>95</sup>
MODEL G8545	PAIR	\$6 <sup>95</sup>

### ROSETTES & BACK PLATES

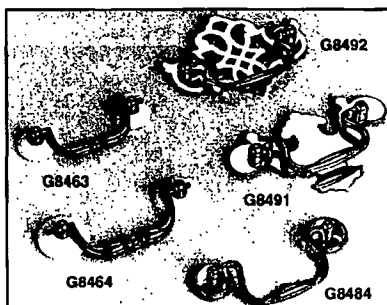
Solid brass rosettes and back plates add a luxurious dimension to brass knobs. Back plates include escutcheon pins.



Solid Brass Rosettes		
MODEL G8472	EACH	\$4 <sup>95</sup>
MODEL G8473	EACH	\$4 <sup>95</sup>
MODEL G8480	EACH	\$3 <sup>95</sup>
Solid Brass Knob Back Plates		
MODEL G8481	EACH	\$3 <sup>95</sup>
MODEL G8482	EACH	\$3 <sup>95</sup>
MODEL G8493	EACH	\$6 <sup>95</sup>

### SOLID BRASS BAILS


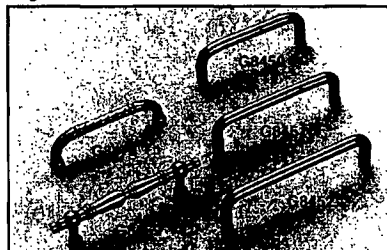
Solid brass period bails add elegance to any heirloom furniture. Choose from traditional style or brass and porcelain bails for a contemporary accent. Dimensions refer to mounting screw centers. Screws included.



Solid Brass Bails with Porcelain Rosettes			
MODEL G8463	2 1/2"	EACH	\$5 <sup>95</sup>
MODEL G8464	3"	EACH	\$6 <sup>95</sup>
Solid Brass Bails			
MODEL G8484	3"	EACH	\$5 <sup>95</sup>
MODEL G8491	3"	EACH	\$7 <sup>95</sup>
MODEL G8492	3"	EACH	\$9 <sup>95</sup>

### BRASS DRAWER PULLS

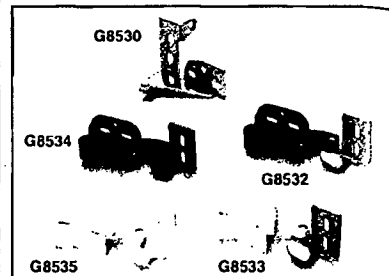
Elegant solid brass drawer pulls add class to any drawer. Dimensions refer to mounting screw centers. Screws included.



Solid Brass Drawer Pulls			
MODEL G8450	3"	EACH	\$2 <sup>95</sup>
MODEL G8451	3 1/2"	EACH	\$2 <sup>95</sup>
MODEL G8452	4"	EACH	\$2 <sup>95</sup>
MODEL G8453	3"	EACH	\$4 <sup>95</sup>
MODEL G8454	3 1/2"	EACH	\$4 <sup>95</sup>
MODEL G8455	4"	EACH	\$5 <sup>95</sup>
MODEL G8459	3"	EACH	\$5 <sup>95</sup>
MODEL G8470	3"	EACH	\$6 <sup>95</sup>
MODEL G8474	3"	EACH	\$5 <sup>95</sup>
MODEL G8483	3"	EACH	\$4 <sup>95</sup>

### KNIFE HINGES

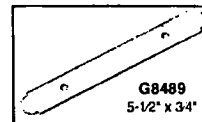
Knife hinges fit into a 3/8" dado cut in a 1/2" thick overlay door. Catch holds door closed. Includes screws.



3/4" Door Top/Bottom Pin Hinge		
MODEL G8530	PAIR	\$4 <sup>95</sup>
Marathon™ Knife Hinges		
MODEL G8532	PAIR	\$2 <sup>49</sup>
MODEL G8533	PAIR	\$2 <sup>49</sup>
MODEL G8534	PAIR	\$2 <sup>49</sup>
MODEL G8535	PAIR	\$2 <sup>95</sup>

### DRAWER PULL BACK PLATE

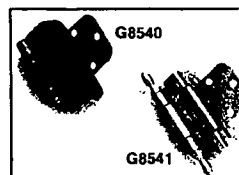
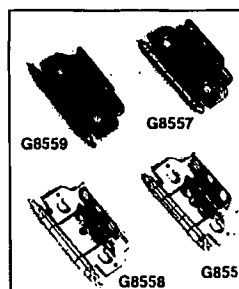
Solid brass back plate has 3" on center mounting holes for standard drawer pulls.



MODEL G8489	EACH	\$3 <sup>95</sup>
-------------	------	-------------------

### PARTIAL WRAP INSET HINGES

Use these hinges when mounting doors with a 3/8" or 1/2" inside lip. Available in antique or bright brass finishes. Self-closing. Sold as singles. Screws and cushion pads included.

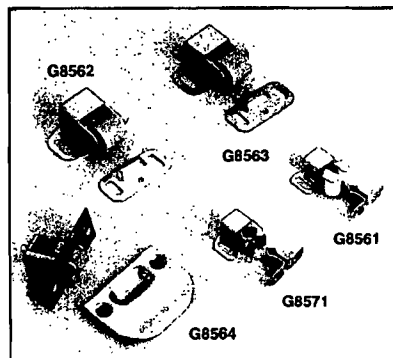



3/8" Inset		
MODEL G8540	1 1/2" Pin	EACH \$6 <sup>95</sup>
MODEL G8541	3" Pin	EACH \$6 <sup>95</sup>
3/4" Inset		
MODEL G8556	Ball	EACH \$3 <sup>49</sup>
MODEL G8557	Ball	EACH \$3 <sup>49</sup>
MODEL G8558	Minaret	EACH \$3 <sup>49</sup>
MODEL G8559	Minaret	EACH \$3 <sup>49</sup>

# HARDWARE

## CATCHES

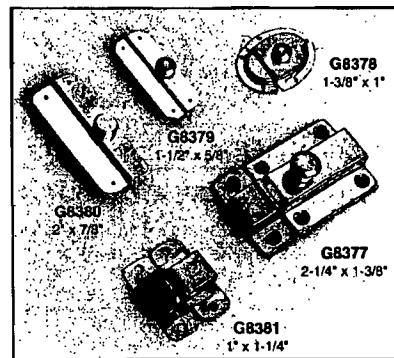

This wide assortment includes two styles of magnetic catches, touch latch, solid brass ball catch, four styles of roller catches and a spring latch. All catches include striker plate. Great for keeping cabinet doors closed. All catches are concealed and mount inside the cabinet behind the doors. All Catches include mounting screws except Model G8382.



Ball Catch		
MODEL G8382	EACH	\$2 <sup>95</sup>
Touch Latch		
MODEL G8560	EACH	\$2 <sup>95</sup>
Roller Catch		
MODEL G8561	EACH	\$1 <sup>49</sup>
Roller Catch		
MODEL G8562	EACH	\$2 <sup>95</sup>
Roller Catch		
MODEL G8563	EACH	\$2 <sup>95</sup>
Roller Catch, Solid Brass		
MODEL G8564	EACH	\$5 <sup>95</sup>
Magnetic Catches		
MODEL G8569	EACH	\$1 <sup>29</sup>
MODEL G8570	EACH	\$2 <sup>49</sup>
Spring Grip Catch		
MODEL G8571	EACH	\$1 <sup>29</sup>

## LATCHES

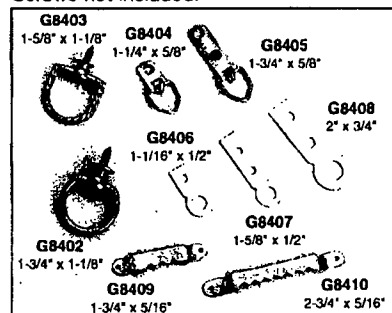
Scaled for small jewelry boxes and other items that require a secure and decorative latch. Sizes indicate overall length and width. Please note, these latches do not include escutcheon pins or small screws for mounting except Model G8377 which does come with mounting screws.



Hasps		
MODEL G8300	EACH	\$1 <sup>29</sup>
MODEL G8301	EACH	\$1 <sup>95</sup>
Brass Hinged Catches		
MODEL G8371	EACH	\$1 <sup>29</sup>
MODEL G8372	EACH	\$1 <sup>49</sup>
MODEL G8373	EACH	\$1 <sup>29</sup>
MODEL G8374	EACH	\$1 <sup>79</sup>
MODEL G8375	EACH	95 <sup>c</sup>
Catch		
MODEL G8376	EACH	\$1 <sup>29</sup>
Spring Slide Catches		
MODEL G8377	EACH	\$2 <sup>95</sup>
MODEL G8378	EACH	\$2 <sup>95</sup>
MODEL G8379	EACH	\$2 <sup>95</sup>
MODEL G8380	EACH	\$3 <sup>95</sup>
Snap Catch		
MODEL G8381	EACH	\$1 <sup>29</sup>

## HANGERS

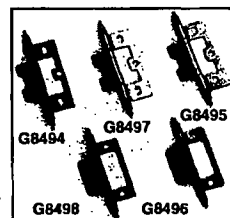
These multi-purpose hangers are perfect for picture frames and many types of hanging craft items. Screws not included.



Eye Screws		
MODEL G8402	Fixed	EACH 99 <sup>c</sup>
MODEL G8403	Swivel	EACH 99 <sup>c</sup>
Swivel Hangers		
MODEL G8404		EACH 29 <sup>c</sup>
MODEL G8405		EACH 29 <sup>c</sup>
Hanger Plates		
MODEL G8406		EACH 29 <sup>c</sup>
MODEL G8407		EACH 29 <sup>c</sup>
MODEL G8408		EACH 29 <sup>c</sup>
MODEL G8409		EACH 29 <sup>c</sup>
MODEL G8410		EACH 29 <sup>c</sup>

## NON-MORTISE HINGES

These hinges do not need a mortise cut, yet they give a tight fitting look on traditional style inset doors. Hinge leaves only a 1/16" gap between door and frame. Includes Screws. Sold in pairs.



3 1/2" Hinge Pin		
MODEL G8494	Dk. Ant. Brass	PAIR \$2 <sup>95</sup>
MODEL G8497	Bright Brass	PAIR \$2 <sup>49</sup>
MODEL G8495	Pewter	PAIR \$2 <sup>95</sup>
3" Hinge Pin		
MODEL G8498	Dk. Ant. Brass	PAIR \$2 <sup>49</sup>
MODEL G8496	Ant. Brass	PAIR \$2 <sup>95</sup>

## CYLINDER HINGES

Concealed Cylinder Hinges attach securely and easily, simply by drilling two holes.




Mini Cylinder Brass Hinge		
MODEL G8324	3/16"	EACH \$1 <sup>79</sup>
MODEL G8325	1/4"	EACH \$1 <sup>89</sup>
Cylinder Brass Hinge		
MODEL G8326	10mm	EACH \$2 <sup>95</sup>

CALL 24 HOURS A DAY FROM ANYWHERE IN THE U.S.A. 1-800-523-4777

## CHEST HARDWARE


Now you can build that tool chest you've always wanted. All pieces are solid brass. G8427 Finger Pull is cast and finely polished. Screws not included except for Model G8427.



Card Holder		
MODEL G8416	EACH	49¢
Mortise Lock		
MODEL G8424	EACH	\$14 <sup>95</sup>
Chest Handle		
MODEL G8425	EACH	\$1 <sup>95</sup>
Chest Handle		
MODEL G8426	EACH	\$2 <sup>49</sup>
Finger Pull		
MODEL G8427	EACH	\$4 <sup>99</sup>
Lid Support		
MODEL G8428	EACH	\$4 <sup>99</sup>

## WINDOW SASH HARDWARE

Restore wooden window sashes to working condition with these solid brass sash locks and lifts. Screws included.




Window Sash Locks		
MODEL G8572	EACH	\$3 <sup>49</sup>
MODEL G8573	EACH	\$3 <sup>49</sup>
Window Sash Lifts (Pair)		
MODEL G8574	PAIR	\$1 <sup>29</sup>

## HARDWARE

### MISCELLANEOUS HARDWARE


Select from this assortment of hardware for unique fastening situations.



Knurled Thumb Head Screws			
MODEL G8331	3/8"	EACH	19¢
MODEL G8332	1/2"	EACH	19¢
MODEL G8333	5/8"	EACH	19¢
Knife Thread Inserts			
MODEL G8334	1/4"	EACH	49¢
MODEL G8335	3/8"	EACH	59¢
MODEL G8336	1/2"	EACH	69¢
Pronged T-nuts			
MODEL G8337	1/4"	EACH	24¢
MODEL G8338	3/8"	EACH	27¢
Solid Brass End Caps			
MODEL G8339	#8 - 32	EACH	29¢
MODEL G8340	1/4" - 20	EACH	49¢
MODEL G8341	#8 - 32	EACH	49¢

### BOX AND TRAY CORNERS

Add protection and beauty with these solid brass box and tray corners. Screws or pins not included.

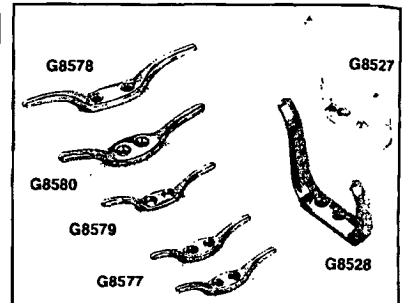


Tray Corners		
MODEL G8384	EACH	95¢
Box Corners		
MODEL G8385	EACH	95¢
MODEL G8386	EACH	\$1 <sup>29</sup>
MODEL G8387	EACH	95¢
MODEL G8388	EACH	\$1 <sup>29</sup>
MODEL G8389	EACH	\$1 <sup>29</sup>
MODEL G8390	EACH	95¢

GRIZC-04525

### HOOKS & CLEATS

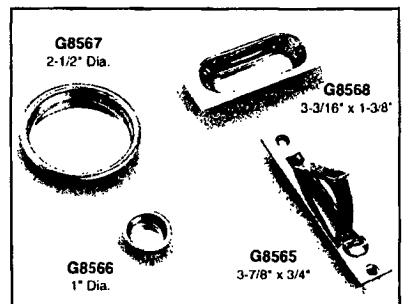
Handy coat and hat hooks and line cleats are great for just about anywhere. Choose from a variety of finishes. All include mounting screws.



Coat and Hat Hook, Brass Finish		
MODEL G8527	EACH	\$1 <sup>29</sup>
Coat and Hat Hook, Silver Finish		
MODEL G8528	EACH	\$1 <sup>29</sup>
Small Line Cleats (pair)		
MODEL G8577	PAIR	\$1 <sup>49</sup>
Large Line Cleat		
MODEL G8578	EACH	\$1 <sup>49</sup>
Small Line Cleat, Solid Brass		
MODEL G8579	EACH	\$1 <sup>95</sup>
Large Line Cleat, Solid Brass		
MODEL G8580	EACH	\$1 <sup>95</sup>

### FINGER PULLS

Choose from a variety of flush mounted finger pulls including a solid brass, spring action pull that conceals in the edge of a sliding door. G8565 and G8568 include screws. G8567 includes pins.

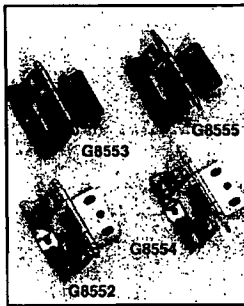


Door Edge Pull, Solid Brass		
MODEL G8565	EACH	\$5 <sup>95</sup>
Small Flush Pull, Solid Brass		
MODEL G8566	EACH	\$1 <sup>95</sup>
Large Flush Pull, Solid Brass		
MODEL G8567	EACH	\$2 <sup>49</sup>
Square Flush Pull, Solid Brass		
MODEL G8568	EACH	\$2 <sup>49</sup>

# HARDWARE

## FULL WRAP 3/4" INSET HINGES


Wraps around the back of the door and the frame. Great for mounting 3/4" heavy doors. Choose bright brass or antique brass with two different styles of hinge pins. Screws included.



MODEL G8552	Ball	EACH	\$3 <sup>49</sup>
MODEL G8553	Ball	EACH	\$3 <sup>49</sup>
MODEL G8554	Minaret	EACH	\$3 <sup>49</sup>
MODEL G8555	Minaret	EACH	\$3 <sup>49</sup>

## 100° BOX HINGES

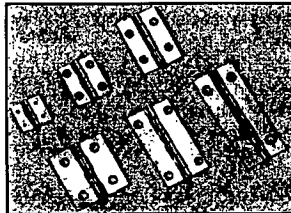
Three styles of quadrant hinge and one side rail hinge provide great choices for that jewelry box or humidior project. Two models have brass stays, all open to a maximum 100°. Polished brass finish. Screws not included.



Hinge w/ Stays			
MODEL G8327	1 1/2"	EACH	\$1 <sup>99</sup>
MODEL G8328	1 5/8" x 1 1/2"	EACH	\$2 <sup>49</sup>
Stop Hinges			
MODEL G8329	1 1/2" x 3"	EACH	\$3 <sup>95</sup>
MODEL G8330	1 1/2" x 1 1/2"	EACH	\$3 <sup>95</sup>

## SPECIALTY BRASS HINGES


Small brass hinges are perfect for boxes. Sizes shown are open width and length.



MODEL G8355	1/2" x 1/2"	EACH	79¢
MODEL G8356	3/4" x 1 3/4"	EACH	79¢
MODEL G8357	3/4" x 1"	EACH	79¢
MODEL G8358	3/4" x 1 1/2"	EACH	79¢
MODEL G8359	3/4" x 3/8"	EACH	79¢
MODEL G8360	1 5/16" x 1"	EACH	89¢

## BUTTERFLY HINGES

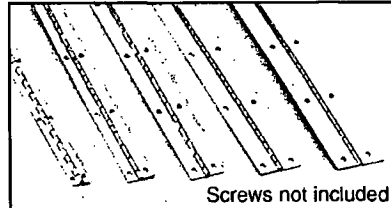
Decorative hinges for box lids and cabinet doors. Screws not included except G8531 includes two hinges and matching screws.



MODEL G8342	EACH	89¢
MODEL G8343	EACH	89¢
MODEL G8344	EACH	99¢
MODEL G8354	EACH	\$1 <sup>49</sup>
MODEL G8531	PAIR	\$4 <sup>95</sup>

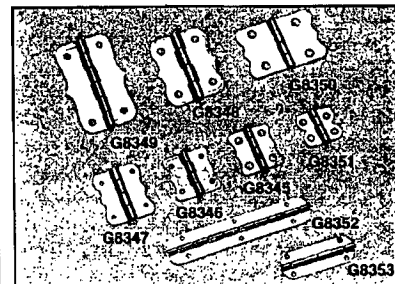
## BRASS PIANO HINGES

Solid brass piano hinges with bright finish. Size shown is open width by length. Approx. 2 1/4" on-center hole spacing.



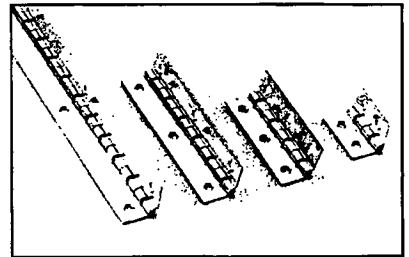
MODEL G8309	1/2" x 12"	EACH	\$3 <sup>95</sup>
MODEL G8310	1/2" x 24"	EACH	\$6 <sup>95</sup>
MODEL G8311	1/2" x 36"	EACH	\$8 <sup>95</sup>
MODEL G8312	3/4" x 12"	EACH	\$3 <sup>95</sup>
MODEL G8313	3/4" x 24"	EACH	\$7 <sup>95</sup>
MODEL G8314	3/4" x 36"	EACH	\$8 <sup>95</sup>
MODEL G8315	1" x 12"	EACH	\$3 <sup>95</sup>
MODEL G8316	1" x 24"	EACH	\$7 <sup>95</sup>
MODEL G8317	1" x 36"	EACH	\$8 <sup>95</sup>
MODEL G8318	1 1/4" x 12"	EACH	\$4 <sup>95</sup>
MODEL G8319	1 1/4" x 24"	EACH	\$8 <sup>95</sup>
MODEL G8320	1 1/4" x 36"	EACH	\$9 <sup>95</sup>
MODEL G8321	1 1/2" x 12"	EACH	\$4 <sup>95</sup>
MODEL G8322	1 1/2" x 24"	EACH	\$9 <sup>95</sup>
MODEL G8323	1 1/2" x 36"	EACH	\$10 <sup>95</sup>

## JEWELRY BOX HINGES



## CONTINUOUS STOP HINGES

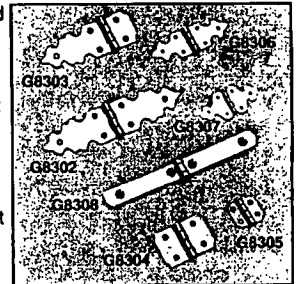
Similar to piano hinges, but these are stopped at a 100° opening. 1/2" wide on each side of hinge. Screws not included.



MODEL G8361	1"	EACH	\$1 <sup>49</sup>
MODEL G8362	2"	EACH	\$1 <sup>49</sup>
MODEL G8363	3"	EACH	\$1 <sup>79</sup>
MODEL G8364	4"	EACH	\$2 <sup>29</sup>
MODEL G8365	6"	EACH	\$2 <sup>49</sup>
MODEL G8366	8"	EACH	\$2 <sup>95</sup>
MODEL G8367	10"	EACH	\$3 <sup>95</sup>
MODEL G8368	12"	EACH	\$4 <sup>95</sup>
MODEL G8369	18"	EACH	\$6 <sup>95</sup>
MODEL G8370	24"	EACH	\$7 <sup>95</sup>

## FANCY HINGES

Ornate and functional hinge designs put a great finishing touch on your project. Screws not included.




MODEL G8302	2 3/4" x 5/8"	EACH	\$1 <sup>29</sup>
MODEL G8303	1 3/4" x 5/8"	EACH	\$1 <sup>29</sup>
MODEL G8304	1 5/8" x 5/8"	EACH	\$1 <sup>29</sup>
MODEL G8305	1 1/2" x 1/2"	EACH	\$1 <sup>29</sup>
MODEL G8306	1 1/8" x 1/2"	EACH	\$1 <sup>29</sup>
MODEL G8307	1 1/16" x 1/2"	EACH	\$1 <sup>29</sup>
Cigar Box Hinge			
MODEL G8308	3" x 3/16"	EACH	\$1 <sup>95</sup>


Models G8345 to G8351 have delicate scalloped edges to add that fine detail to your jewelry box project.

MODEL G8345	7/16" x 3/8"	ONLY	89¢
MODEL G8346	3/8" x 3/8"	ONLY	89¢
MODEL G8347	3/8" x 3/4"	ONLY	89¢
MODEL G8348	3/8" x 1"	ONLY	89¢
MODEL G8349	3/4" x 1 1/16"	ONLY	89¢
MODEL G8350	1 1/8" x 3/4"	ONLY	89¢
MODEL G8351	1/2" x 1/2"	ONLY	79¢
MODEL G8352	3/8" x 1"	ONLY	\$1 <sup>29</sup>
MODEL G8353	3/8" x 2"	ONLY	\$1 <sup>69</sup>


GRIZC-04528

**2 1/8" DIAMETER ROSETTE CUTTERS**MADE IN ISO 9002  
RATED FACTORY**Grizzly®**ONLY  
**\$39<sup>95</sup>**  
EA  
YOUR CHOICE


Milled from a solid steel blank, these Grizzly® carbide-tipped, 1/2" shank rosette cutters make crisp rosettes in most hardwoods and softwoods. Please note, although these cutters look like oversized router bits, they are too big for normal router speeds and are designed for use with your variable speed drill press or lathe.

**ROUTER BITS****8-PC. STRAIGHT BIT SET**

Never be at a loss for the right sized carbide straight bit for your project needs. This complete set contains 1/8", 1/4", 13/32", 1/2", 19/32", 27/32" (2) and 1 1/8". Shank size 1/4". Includes wooden case.

**MODEL G8823****ONLY \$39<sup>95</sup>****4-PC. ROUNDROVER  
ANTI-KICKBACK  
ROUTER BIT SETS**


The most popular roundover sizes in one set. Includes 1/8"r, 1/4"r, 3/8"r and 1/2"r. Complete with wooden box.




**MODEL C1780 1/4" Shank ONLY \$39<sup>95</sup>**  
**MODEL C1781 1/2" Shank ONLY \$39<sup>95</sup>**

**6-PC. ROUNDROVER SET**

This complete set of carbide, double fluted roundover bits contains 1/8"r, 3/8"r, 1/4"r, 3/8"r, 1/2"r and 3/4"r (2). Shank size is 1/4". All sizes have a 3/8" guide bearing. Includes latching wooden case.

**MODEL G8824****ONLY \$42<sup>95</sup>****4-PC. ANTI-KICKBACK  
CLASSICAL BIT SET**

We've packaged four of our most popular classical router bit profiles together in a wooden box so you'll always have the correct bit for most any classical application. Each router bit features a solid anti-kickback body.




**MODEL C1784 1/4" Shank ONLY \$89<sup>95</sup>**  
**MODEL C1785 1/2" Shank ONLY \$89<sup>95</sup>**

**12-PC. ROUTER BIT SET**

Set contains 1/4", 1/2", 3/4" straight, 8" dovetail, 1/2"r roundnose, 1/2" rabbeting, 1/2" cove, 1/2" 90° V-groove, 1/2" 45° chamfer, 1/2" flush trim, 1 1/2" hole and flush trim and 1/2" roundover. Shank size 1/4". Includes case.

**MODEL G8825****ONLY \$59<sup>95</sup>****20-PC. ANTI-KICKBACK  
ROUTER BIT SETS**

1/4" set includes: Flush Trim, Roman Ogee, 1/4", 3/8", 1/2", 3/4" Straight, 45° Chamfer, 1/8"r, 1/4"r, 3/8"r Roundover, 1/4", 1/2" Rabbeting, 3/8", 1/2" Dovetail, 1/4"r, 3/8"r Cove, 3/8" Core Box, 3/8" Key-Hole, Panel Bit, 3/8" V-Groove and wooden box. 1/2" set includes: Flush Trim, Roman Ogee, 1/4", 3/8", 1/2", 3/4" Straight, 45° Chamfer, 1/8"r, 1/4"r, 3/8"r Roundover, 1/4", 1/2" Rabbeting, 3/8", 1/2" Dovetail, 1/4"r, 3/8"r Cove, 3/8", 3/4" Core Box, Panel Bit, 3/4" V-Groove and wooden box.



**MODEL C1782 1/4" Shank ONLY \$169<sup>95</sup>**  
**MODEL C1783 1/2" Shank ONLY \$169<sup>95</sup>**

**CALL 24 HOURS A DAY FROM ANYWHERE IN THE U.S.A. 1-800-523-4777****307**

## RABBETING SETS

MADE IN ISO 9002  
RATED FACTORY


These super-duty Router Bit Sets feature the same micro-grain carbide as our other purple industrial grade single bits and each has a full anti-kickback style body. The rabbeting sets are available in a variety of cutting lengths, shank diameters and bearing assortment for cutting various sized rabbets. The rabbeting bits also feature shear cutting angles for unsurpassed cutting smoothness. Throw away all those dull bits and replace them with these convenient sets.

### DELUXE RABBETING SET NO. 1

- Diameter:  $\frac{1}{8}$ "
- Cutting length:  $\frac{3}{8}$ "
- Bearing sizes:

$\frac{3}{16}$ " x  $\frac{1}{2}$ " for  $\frac{3}{16}$ " rabbet  
 $\frac{3}{16}$ " x  $\frac{3}{8}$ " for  $\frac{1}{4}$ " rabbet

**New!**



MODEL C1794Z

$\frac{1}{4}$ " Shank


ONLY \$39<sup>95</sup>

### DELUXE RABBETING SET NO. 2

- Diameter:  $1\frac{1}{8}$ "
- Cutting length:  $\frac{3}{4}$ "
- Bearing sizes:

$\frac{3}{16}$ " x  $\frac{1}{2}$ " for  $\frac{1}{4}$ " rabbet  
 $\frac{3}{16}$ " x  $\frac{1}{2}$ " for  $\frac{3}{16}$ " rabbet  
 $\frac{3}{16}$ " x  $\frac{3}{8}$ " for  $\frac{3}{8}$ " rabbet

**New!**



MODEL C1795Z

$\frac{1}{2}$ " Shank


ONLY \$44<sup>95</sup>

### DELUXE RABBETING SET NO. 3

- Diameter:  $1\frac{3}{8}$ "
- Cutting length:  $\frac{1}{2}$ "
- Bearing sizes:

$\frac{3}{16}$ " x  $\frac{5}{8}$ " for  $\frac{3}{8}$ " rabbet  
 $\frac{3}{16}$ " x  $\frac{1}{2}$ " for  $\frac{1}{4}$ " rabbet  
 $\frac{3}{16}$ " x  $\frac{3}{8}$ " for  $\frac{1}{2}$ " rabbet

**New!**



MODEL C1796Z

$\frac{1}{4}$ " Shank


ONLY \$53<sup>95</sup>

### DELUXE RABBETING SET NO. 4

- Diameter:  $1\frac{3}{8}$ "
- Cutting length:  $\frac{3}{4}$ "
- Bearing sizes:

$\frac{3}{16}$ " x  $\frac{5}{8}$ " for  $\frac{3}{8}$ " rabbet  
 $\frac{3}{16}$ " x  $\frac{1}{2}$ " for  $\frac{1}{4}$ " rabbet  
 $\frac{3}{16}$ " x  $\frac{3}{8}$ " for  $\frac{1}{2}$ " rabbet

**New!**



MODEL C1797Z


$\frac{1}{2}$ " Shank

ONLY \$59<sup>95</sup>

### SLOT CUTTER WITH 3 BEARINGS

This set can be used for cutting #20, #10 and #0 biscuits just by interchanging the 3 guide bearings. Cutting length is  $\frac{5}{32}$ ".

**New!**



MODEL C1798Z

$\frac{1}{4}$ " Shank


ONLY \$39<sup>95</sup>

### PROFESSIONAL FINGER JOINT CUTTER

This five finger cutter is great for end joining short stock. Each antikickback style cutter has 3 wings.

- Diameter:  $1\frac{1}{8}$ "
- Cutting length:  $\frac{3}{8}$ "
- Overall length: 4"

**New!**



GRIZC-04529

MODEL C1799Z


$\frac{1}{2}$ " Shank

ONLY \$89<sup>95</sup>



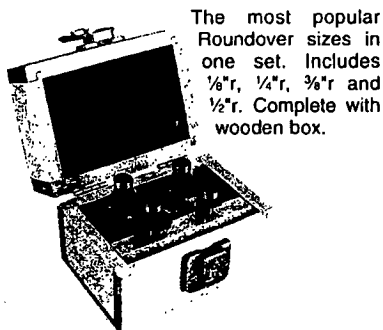
### 3-PC. PLYWOOD STRAIGHT BIT SET

Make your dados fit better with these straight bits sized for modern plywood. Each set includes:  $\frac{1}{32}$ ",  $\frac{1}{16}$ " and  $\frac{3}{32}$ " and wooden box.



MODEL C1702  $\frac{1}{4}$ " Shank ONLY \$19<sup>95</sup>  
MODEL C1703  $\frac{1}{2}$ " Shank ONLY \$19<sup>95</sup>

### 4-PC. ROUNDOVER SET



The most popular Roundover sizes in one set. Includes  $\frac{1}{8}$ "r,  $\frac{1}{4}$ "r,  $\frac{3}{8}$ "r and  $\frac{1}{2}$ "r. Complete with wooden box.

$\frac{1}{4}$ " Shank  
MODEL G8140 \$34<sup>95</sup> ONLY \$19<sup>95</sup>  
 $\frac{1}{2}$ " Shank  
MODEL G8141 \$34<sup>95</sup> ONLY \$19<sup>95</sup>

### 5-PC. STRAIGHT BIT SET

Everyone has been after us to put our famous Grizzly® straight bits into a set — and now we have! Each set includes:  $\frac{1}{4}$ ",  $\frac{3}{8}$ ",  $\frac{1}{2}$ ",  $\frac{3}{4}$ " and  $\frac{1}{2}$ " and wooden box.




MODEL C1700  $\frac{1}{4}$ " Shank ONLY \$24<sup>95</sup>  
MODEL C1701  $\frac{1}{2}$ " Shank ONLY \$24<sup>95</sup>

## ROUTER BIT SETS

### 5-PC. EDGE FORMING SET


Set includes five versatile edge-forming bits:  $\frac{1}{2}$ " Flush Trim,  $\frac{3}{8}$ "r Roundover,  $\frac{1}{2}$ " Roman Ogee, 45° Chamfer and  $\frac{3}{8}$ " Rabbet. Complete with wooden box.



MODEL C1708  $\frac{1}{4}$ " Shank ONLY \$49<sup>95</sup>  
MODEL C1788  $\frac{1}{2}$ " Shank ONLY \$49<sup>95</sup>

### 10-PC. GENERAL PURPOSE SET


The most widely used router bits at the most economical price. Top quality bits. Set includes one each of: C1001  $\frac{1}{4}$ " Straight, C1003  $\frac{3}{8}$ " Straight, C1004  $\frac{1}{2}$ " Straight, C1044  $\frac{3}{8}$ " Rabbeting Bit, C1069  $\frac{1}{2}$ " Dovetail, C1080  $\frac{1}{2}$ " Flush Trim, C1129 45° Chamfer, C1143  $\frac{3}{8}$ "r Cove, C1154  $\frac{1}{4}$ "r Roman Ogee and C1179  $\frac{3}{8}$ "r Roundover. Complete with beautiful wooden case.



MODEL C1638  $\frac{1}{4}$ " Shank ONLY \$94<sup>95</sup>  
MODEL C1639  $\frac{1}{2}$ " Shank ONLY \$94<sup>95</sup>

### ROUTER PADS

Natural rubber pads eliminate holding or clamping work while routing or sanding. Can be easily rolled up and stored when not in use.  $\frac{1}{8}$ " x 24" x 36".



MODEL G1530 Tan EACH \$7<sup>95</sup>  
MODEL G2987 Black EACH \$7<sup>95</sup>  
MODEL G2988 Gray EACH \$7<sup>95</sup>  
Buy 3 or more pads EACH \$6<sup>95</sup>

### 15-PC. ROUTER BIT SET

This is one outstanding value: A 15 piece, carbide-tipped router bit set for under \$60. Set features  $\frac{3}{8}$ "r Roundover,  $\frac{1}{2}$ "r Cove,  $\frac{3}{32}$ "r Roman Ogee,  $\frac{3}{8}$ " Slot Cutter,  $\frac{1}{2}$ " Trim,  $\frac{3}{4}$ " x  $\frac{3}{4}$ " Straight,  $\frac{1}{4}$ " x  $\frac{3}{4}$ " Straight,  $\frac{1}{2}$ " x 1" Straight,  $\frac{1}{2}$ " Hinge Mortise, 7° Dovetail,  $\frac{1}{4}$ " Combination Panel, 90° V-Groove, 45° Chamfer, Solid Carbide Flush Trim and Solid Carbide Bevel Trim. Complete with wooden box.



SPECIAL  
PRICE!

$\frac{1}{4}$ " Shank  
MODEL C1710 \$59<sup>95</sup> ONLY \$49<sup>95</sup>  
 $\frac{1}{2}$ " Shank  
MODEL C1786 \$59<sup>95</sup> ONLY \$54<sup>95</sup>

### 20-PC. SUPER SET

THIS IS AN UNBELIEVABLE BUY!

$\frac{1}{4}$ " shank includes:  $\frac{1}{4}$ " fingernail,  $\frac{1}{4}$ ",  $\frac{3}{8}$ ",  $\frac{1}{2}$ " &  $\frac{3}{4}$ " straight,  $\frac{1}{4}$ " panel pilot,  $\frac{3}{8}$ " keyhole,  $\frac{3}{4}$ " classical plunge,  $\frac{1}{2}$ " V-groove,  $\frac{3}{8}$ " round nose,  $\frac{3}{8}$ " &  $\frac{1}{2}$ " dovetail,  $\frac{3}{8}$ " trim bit,  $\frac{3}{8}$ " chamfer,  $\frac{1}{2}$ " roman ogee,  $\frac{3}{8}$ " roundover,  $\frac{3}{8}$ " cove,  $\frac{3}{16}$ " edge beading,  $\frac{1}{2}$ " fluting,  $\frac{1}{4}$ " rabbeting.  $\frac{1}{2}$ " shank includes:  $\frac{1}{4}$ " fingernail,  $\frac{1}{4}$ ",  $\frac{3}{8}$ ",  $\frac{1}{2}$ " &  $\frac{3}{4}$ " straight,  $\frac{1}{2}$ " panel pilot,  $\frac{3}{8}$ " keyhole,  $\frac{3}{4}$ " classical plunge,  $\frac{3}{8}$ " V-groove,  $\frac{3}{8}$ " round nose,  $\frac{3}{8}$ " &  $\frac{1}{2}$ " dovetail,  $\frac{1}{2}$ " trim bit,  $\frac{3}{8}$ " chamfer,  $\frac{1}{2}$ " roman ogee,  $\frac{3}{8}$ " roundover,  $\frac{3}{8}$ " cove,  $\frac{3}{16}$ " edge beading,  $\frac{1}{2}$ " fluting,  $\frac{1}{4}$ " rabbeting. Complete with wooden box.



GRIZC-04530

Grizzly®


PRICE REDUCED! WAS \$199<sup>95</sup>

MODEL C1678  $\frac{1}{4}$ " Shank ONLY \$169<sup>95</sup>  
MODEL C1679  $\frac{1}{2}$ " Shank ONLY \$169<sup>95</sup>

# Grizzly® ROUTER BITS

## RABBETING KIT

Includes Grizzly® carbide rabbeting bit, bearings in  $\frac{3}{8}$ ",  $\frac{1}{2}$ ",  $\frac{5}{8}$ ", and  $\frac{3}{4}$ ", hex key and Allen screw. Makes rabbets  $\frac{1}{8}$ ",  $\frac{3}{8}$ ",  $\frac{1}{2}$ ", and  $\frac{3}{4}$ " wide.

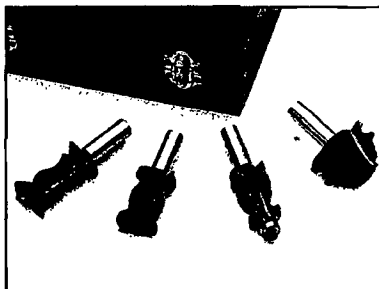


MODEL C1669  $\frac{1}{4}$ " Shank ONLY \$29<sup>95</sup>

MODEL C1670  $\frac{1}{2}$ " Shank ONLY \$29<sup>95</sup>

## CUSTOM MOULDING SET


Make all the custom moulding you want with this four piece set: C1383 Face Mould, C1390 Multi Form, C1524 Crown Mould and C1528 Cove Mould. Complete with wooden box.



MODEL C1646  $\frac{1}{2}$ " Shank ONLY \$119<sup>95</sup>

## 2-PC. RAISED PANEL SET

Reversible Roman Ogee Stile and Rail bit handles stock from  $\frac{1}{16}$ " to  $\frac{3}{4}$ " thick. Raised Panel Bit produces convex profile and is 2" in diameter. Each bit has a nine ball bearing guide. Cannot be interchanged with other reversible stile and rail bits and panel cutters.

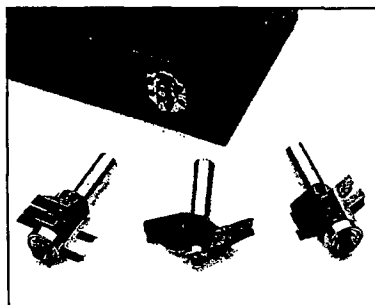



MODEL C1790  $\frac{1}{2}$ " Shank ONLY \$49<sup>95</sup>

## ROUTER BIT SETS

### RAISED PANEL SETS

Our most popular cabinet door router bits are now available as sets. Three bits are protected in a quality, handcrafted wooden case! These are the same bits found on pages 330 and 334.  $\frac{1}{2}$ " Shank. **VERY POPULAR!**



Set #1 - C1399 5° Face Cut & C1393 Quarter Round

MODEL C1640 ONLY \$124<sup>95</sup>

Set #2 - C1400 15° Face Cut & C1394 Quarter Bead

MODEL C1641 ONLY \$124<sup>95</sup>

Set #3 - C1401 Ogee & C1395 Roman Ogee

MODEL C1642 ONLY \$124<sup>95</sup>

Set #4 - C1402 12° Face / Quart. Round & C1396 Ogee

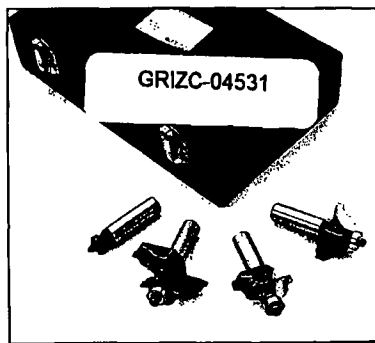
MODEL C1643 ONLY \$124<sup>95</sup>

Set #5 - C1403 Convex & C1651 Classical

MODEL C1644 ONLY \$124<sup>95</sup>

### CLASSICAL BIT SET

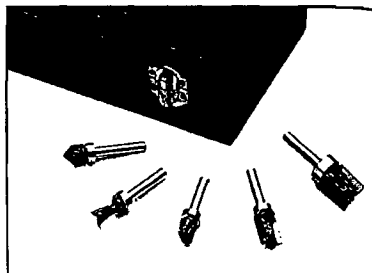
These four bits will enable you to make so many different profiles you won't have enough projects to use them all! Set includes one of each: C1292, C1302, C1424, C1655. Complete with wooden box.



MODEL C1645  $\frac{1}{2}$ " Shank ONLY \$89<sup>95</sup>

### PATTERN BIT SET

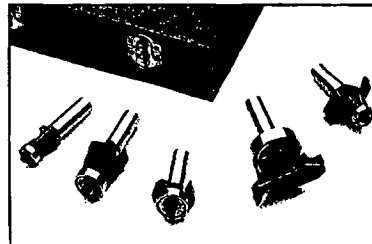
Top mounted bearings make pattern routing a breeze. Set includes: C1659  $\frac{1}{2}$ " V. Groove, C1660  $\frac{1}{2}$ " Dovetail, C1661  $\frac{1}{2}$ " Core Box, C1306  $\frac{1}{2}$ " Straight, C1308  $\frac{1}{2}$ " Straight and  $\frac{1}{2}$ " collet adapter. Complete with wooden box.



MODEL C1675  $\frac{1}{4}$ " Shank ONLY \$59<sup>00</sup>

### SOLID SURFACE TRIM SET


These extremely popular bits are now available as a set. Set includes: C1500 No-Drip Edge, C1502 Round Edge, C1504 Inlay, C1664 Bevel and C1662 Under Roundover. Complete with wooden box.



MODEL C1677  $\frac{1}{2}$ " Shank ONLY \$99<sup>00</sup>


### PROFESSIONAL LAMINATE TRIM SET

If you do a lot of laminate work, or even a little, this handy set has all the cutters you will ever need. The set includes: C1456 Solid Carbide Bevel, C1455 Solid Carbide Straight, C1089 3-Wing Flush, C1090 15° Bevel and C1091 25° Bevel.



MODEL C1676  $\frac{1}{2}$ " Shank ONLY \$57<sup>95</sup>

GRIZC-04532

MADE IN ISO 9002  
RATED FACTORY**INDUSTRIAL QUALITY  
CARBIDE TIPPED ROUTER BITS****BUY 10 OR MORE ROUTER BITS OR SHAPER CUTTERS AND DEDUCT 10%**  
ROUTER BITS SHOWN AT APPROXIMATELY 50% SCALE**Grizzly®  
ROUTER BITS**

We probably have the largest selection of router bits and shaper cutters you'll find. For years, serious craftsmen have depended on the legendary Grizzly® Industrial Carbide Router and Shaper Cutters for precision milling and molding applications.

Grizzly® cutters feature top-quality carbide – the best available for wood cutting applications. Shaped and sharpened with diamond wheels as fine as 600 grit, these outstanding shaper cutters and router bits are constructed with a high-tensile, silver-based brazing material, which offers the utmost in strength and durability. If you haven't tried these premium bits and cutters, we invite you to put them to the test. Great bits and cutters that we've sold for years, however, we're in the process of changing to our new green color.

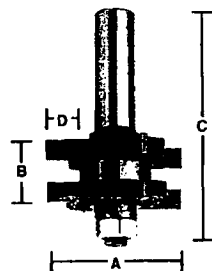
Router bit sets have already been discounted and are not included in the special quantity discount. **MANUFACTURED IN AN ISO 9002 APPROVED FACTORY!**



**CHECK OUT THE  
SUPER-DUTY ROUTER BITS  
ON PAGES 338-343.  
THESE ARE THE BEST BITS MONEY CAN BUY!**

**TONGUE & GROOVE KIT**

Kit includes: Arbor, 2 cutters, 2 bearings and shim set.

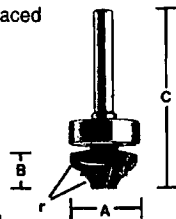



Tongue & Groove Kit  
MODEL C1665  
ONLY \$47.95

1/2" SHANK					
MODEL	CUTTER DIA. A	CUTTING LENGTH B	OVERALL LENGTH C	CUTTING DEPTH D	PRICE
C1665	1-3/4"	3/4"	3"	7/16"	\$47.95
C1666	Replacement Cutter				\$19.95
C1667	1/2" Arbor with nut				\$4.95
C1668	Shim Set				\$4.95
G3845	Bearing - 22mm x 8mm				\$6.95

**CLASSICAL PLUNGE PATTERN BITS**  
with Bearing Guide

For routing when the template is placed on top of the workpiece.

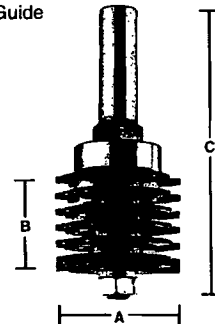



Order G3845 replacement bearing for C1673.  
Order G3850 replacement bearing for C1674.

1/4" SHANK					
MODEL	CUTTER DIA. A	CUTTING LENGTH B	OVERALL LENGTH C	r <sup>1</sup>	r <sup>2</sup>
C1673	7/8"	3/8"	2"	3/32"	3/32"
1/2" SHANK					
MODEL	CUTTER DIA. A	CUTTING LENGTH B	OVERALL LENGTH C	r <sup>1</sup>	r <sup>2</sup>
C1674	1-3/8"	9/16"	2-5/8"	13/64"	13/64"

**ADJUSTABLE FINGER JOINT BIT**  
with Bearing Guide

For 7/16" to 1 1/8" stock.

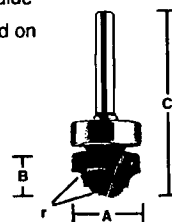


MODEL C1682  
ONLY \$64.95

1/2" SHANK				
MODEL	CUTTER DIA. A	CUTTING LENGTH B	OVERALL LENGTH C	PRICE
C1682	1-9/16"	1-1/4"	3-1/2"	\$64.95
C1683	Replacement Finger Cutter			\$10.95
C1684	Replacement Bottom Cutter			\$10.95
G3858	Replacement Bearing 28mm x 8mm			\$5.95
C1685	Replacement 1/2" Arbor			\$9.95
C1686	3.6mm Spacer Set (6)			\$5.95
C1687	.002" Shim (3) - .10mm			\$1.95
C1688	.036" Shim (3) - .5mm			\$1.95

**CLASSICAL PLUNGE PATTERN BITS**  
with Bearing Guide

For routing when the template is placed on top of the workpiece.



Order G3845 replacement bearing for C1680.  
Order G3850 replacement bearing for C1681.

1/4" SHANK					
MODEL	CUTTER DIA. A	CUTTING LENGTH B	OVERALL LENGTH C	r <sup>1</sup>	r <sup>2</sup>
C1680	7/8"	1/2"	2"	7/32"	5/32"
1/2" SHANK					
MODEL	CUTTER DIA. A	CUTTING LENGTH B	OVERALL LENGTH C	r <sup>1</sup>	r <sup>2</sup>
C1681	1-3/8"	9/16"	2-5/8"	13/32"	1/4"

**CALL 24 HOURS A DAY FROM ANYWHERE IN THE U.S.A. 1-800-523-4777****311**

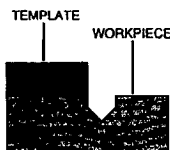
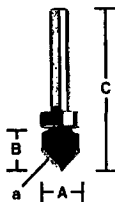
## INDUSTRIAL QUALITY CARBIDE TIPPED ROUTER BITS

MADE IN ISO 9002  
RATED FACTORY

**BUY 10 OR MORE ROUTER BITS OR SHAPER CUTTERS AND DEDUCT 10%**  
ROUTER BITS SHOWN AT APPROXIMATELY 50% SCALE

### 90° V-GROOVE PATTERN BIT with Guide Bearing

For use when template is on top of the workpiece. Great for veining V-grooves.

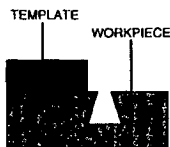
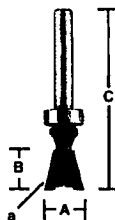


Order G3856 replacement bearing.

1/4" SHANK					
MODEL	CUTTER DIA. A	CUTTING LENGTH B	OVERALL LENGTH C	ANGLE B	PRICE
C1659	1/2"	1/2"	2"	45°	\$9.95

### 1/2" DOVETAIL PATTERN BIT with Guide Bearing

For use when template is on top of the workpiece. Works well for sliding dovetails.

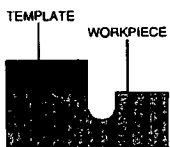
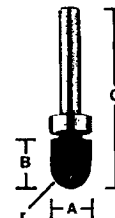


Order G3856 replacement bearing.

1/4" SHANK					
MODEL	CUTTER DIA. A	CUTTING LENGTH B	OVERALL LENGTH C	ANGLE B	PRICE
C1660	1/2"	1/2"	2-1/4"	14°	\$9.95

### CORE BOX PATTERN BIT with Guide Bearing

For use when template is on top of workpiece. Makes fluted columns.

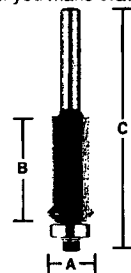


Order G3856 replacement bearing.

1/4" SHANK					
MODEL	CUTTER DIA. A	CUTTING LENGTH B	OVERALL LENGTH C	RADIUS R	PRICE
C1661	1/2"	5/8"	2"	1/4"	\$9.95

### FLUSH TRIM BIT with V-Notch & Guide Bearing

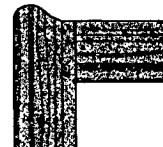
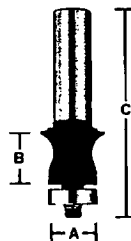
A fine addition to our laminate trim bits. Used to remove excess laminate while making a pleasing "V" where the two pieces join together. If you make drawers and cabinets, you'll appreciate this bit.



Order G3855 replacement bearing.

1/4" SHANK					
MODEL	CUTTER DIA. A	CUTTING LENGTH B	OVERALL LENGTH C	BEAD DIA. D	PRICE
C1470	5/8"	1-3/16"	2-3/4"	1/2"	\$14.95

### NO-DRIP EDGE BITS with Guide Bearing

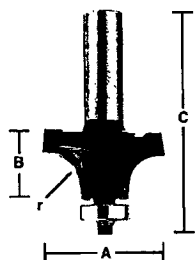


Excellent for CORIAN® and other solid surface materials.

Order G3857 replacement bearing.

1/2" SHANK				
MODEL	CUTTER DIA. A	CUTTING LENGTH B	OVERALL LENGTH C	PRICE
C1500	13/16"	3/4"	2-1/2"	\$19.95
C1501	13/16"	7/8"	2-3/4"	\$22.95

### ROUND EDGE BIT with Guide Bearing



Excellent for CORIAN® and other solid surface materials.

Order G3857 replacement bearing.

1/2" SHANK					
MODEL	CUTTER DIA. A	CUTTING LENGTH B	OVERALL LENGTH C	RADIUS R	PRICE
C1502	1-5/8"	3/4"	2-5/8"	13/32"	\$19.95

GRIZC-04533

MADE IN ISO 9002  
RATED FACTORY

## INDUSTRIAL QUALITY CARBIDE TIPPED ROUTER BITS

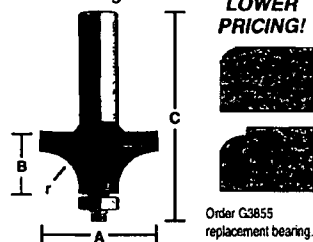
BUY 10 OR MORE ROUTER BITS OR SHAPER CUTTERS AND DEDUCT 10%  
ROUTER BITS SHOWN AT APPROXIMATELY 50% SCALE

**Grizzly**  
ROUTER BITS

### ROUNDROVER BITS

with Guide Bearing

Roundover bits are used to make quarter rounds of various radii. Also used to soften edges, especially if making anything a child would use. Everyone needs a drawer full of these. So many uses we can't list them all.



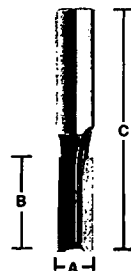
LOWER  
PRICING!

Order G3855  
replacement bearing.

\* ANTI-KICKBACK

1/4" SHANK					
MODEL	CUTTER DIA. A	CUTTING LENGTH B	OVERALL LENGTH C	RADIUS D	PRICE
* C1713	5/8"	3/8"	2"	1/16"	\$8.95
* C1174	5/8"	3/8"	2"	1/16"	\$8.95
* C1714	7/8"	3/8"	2"	1/8"	\$8.95
* C1175	7/8"	3/8"	2"	1/8"	\$8.95
* C1715	7/8"	3/8"	2"	3/16"	\$8.95
* C1176	7/8"	3/8"	2"	3/16"	\$8.95
* C1716	1"	1/2"	2"	1/4"	\$9.95
* C1177	1"	1/2"	2"	1/4"	\$9.95
* C1717	1-1/8"	1/2"	2-1/8"	5/16"	\$10.95
* C1178	1-1/8"	1/2"	2-1/8"	5/16"	\$10.95
* C1718	1-1/4"	5/8"	2-1/4"	3/8"	\$12.95
* C1179	1-1/4"	5/8"	2-1/4"	3/8"	\$12.95
* C1719	1-1/2"	5/8"	2-3/8"	1/2"	\$13.95
* C1180	1-1/2"	5/8"	2-3/8"	1/2"	\$13.95
1/2" SHANK					
MODEL	CUTTER DIA. A	CUTTING LENGTH B	OVERALL LENGTH C	RADIUS D	PRICE
* C1720	3/4"	3/8"	2-1/4"	1/8"	\$8.95
* C1182	3/4"	3/8"	2-1/4"	1/8"	\$8.95
* C1721	7/8"	3/8"	2-1/4"	3/16"	\$8.95
* C1183	7/8"	3/8"	2-1/4"	3/16"	\$8.95
* C1722	1"	1/2"	2-1/4"	1/4"	\$8.95
* C1184	1"	1/2"	2-1/4"	1/4"	\$9.95
* C1723	1-1/8"	1/2"	2-3/8"	5/16"	\$10.95
* C1185	1-1/8"	1/2"	2-3/8"	5/16"	\$10.95
* C1724	1-1/4"	5/8"	2-1/2"	3/8"	\$12.95
* C1186	1-1/4"	5/8"	2-1/2"	3/8"	\$12.95
* C1725	1-1/2"	3/4"	2-5/8"	1/2"	\$13.95
* C1187	1-1/2"	3/4"	2-5/8"	1/2"	\$13.95
* C1188	1-3/4"	7/8"	2-3/4"	5/8"	\$16.95
* C1189	2"	1"	2-7/8"	3/4"	\$17.95
* C1190	2-1/4"	1-1/8"	3"	7/8"	\$28.95
* C1191	2-1/2"	1-1/4"	3-1/4"	1"	\$28.95
* C1192	3"	1-1/2"	3-1/2"	1-1/4"	\$33.95

### DOUBLE FLUTED STRAIGHT BITS



Used for cutting dadoes, rabbets, circles and other general purpose routing. Can be used in solid wood, plywood, certain plastics and laminated material. Use shortest length (B) for work to be done.



1/4" SHANK				
MODEL	CUTTER DIA. A	CUTTING LENGTH B	OVERALL LENGTH C	PRICE
* C1001	1/4"	3/4"	2"	\$5.95
* C1002	5/16"	11/16"	2"	\$5.95
* C1003	3/8"	3/4"	2"	\$5.95
* C1475	15/32"	13/16"	2"	\$6.95
* C1004	1/2"	3/4"	2"	\$7.95
* C1005	5/8"	11/16"	2"	\$9.95
* C1006	3/4"	3/4"	2"	\$9.95
* C1007	1"	3/4"	2"	\$11.95
* C1037	23/32"	3/4"	2"	\$11.95
1/2" SHANK				
MODEL	CUTTER DIA. A	CUTTING LENGTH B	OVERALL LENGTH C	PRICE
* C1008	1/4"	3/4"	2-1/2"	\$5.95
* C1009	5/16"	3/4"	2-1/2"	\$5.95
* C1010	3/8"	3/4"	2-1/2"	\$5.95
* C1475	15/32"	13/16"	2-7/16"	\$6.95
* C1059	7/16"	1"	2-3/4"	\$7.95
* C1011	1/2"	1-3/16"	3"	\$7.95
* C1012	1/2"	2"	3-3/4"	\$14.95
* C1013	5/8"	1-1/8"	2-5/8"	\$9.95
* C1014	5/8"	2-3/8"	4"	\$14.95
* C1060	11/16"	1-1/8"	2-5/8"	\$9.95
* C1038	23/32"	1-1/8"	2-5/8"	\$11.95
* C1015	3/4"	1-1/8"	2-5/8"	\$11.95
* C1016	3/4"	1-7/8"	3-1/2"	\$14.95
* C1017	1"	1-1/8"	2-5/8"	\$11.95
* C1061	1-3/16"	2"	3-1/2"	\$21.95
* C1018	1-1/4"	1-3/16"	2-5/8"	\$11.95
* C1019	1-3/8"	1-3/16"	2-5/8"	\$14.95
* C1021	1-5/8"	1-3/16"	2-5/8"	\$17.95

\* Replacement for the Inca-Jig™ Set.

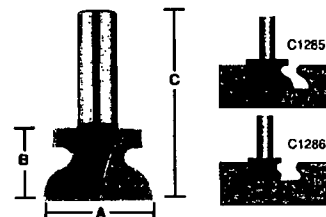
### MULTIPLE BEADING BIT

with Two Guide Bearings

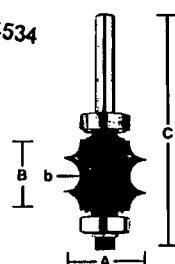
GRIZC-04534

### INSERT FINGER PULL BITS

Just like the name implies, these bits are used to make drawer pulls and hand holds. Remember, you can use part of the profile on other projects too.



1/2" SHANK				
MODEL	CUTTER DIA. A	CUTTING LENGTH B	OVERALL LENGTH C	PRICE
* C1285	1-3/8"	3/4"	2-1/4"	\$27.95
* C1286	1"	3/4"	2-1/8"	\$28.95



Makes attractive beaded moulding in single or multiple passes.

Order G3852 replacement bearings.

1/4" SHANK					
MODEL	CUTTER DIA. A	CUTTING LENGTH B	OVERALL LENGTH C	BEAD DIA. D	PRICE
* C1342	15/16"	7/8"	2-3/4"	3/8"	\$29.95

CALL 24 HOURS A DAY FROM ANYWHERE IN THE U.S.A. 1-800-523-4777

313

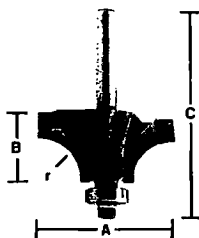
## INDUSTRIAL QUALITY CARBIDE TIPPED ROUTER BITS

MADE IN ISO 9002  
RATED FACTORY

**BUY 10 OR MORE ROUTER BITS OR SHAPER CUTTERS AND DEDUCT 10%**  
ROUTER BITS SHOWN AT APPROXIMATELY 50% SCALE

### BEADING BITS with Guide Bearing

The quarter bead can be used on drawer fronts, moulding, chair rails - anywhere a little special look is needed. High hook angle works well on end grain stock and can be used for pattern work.

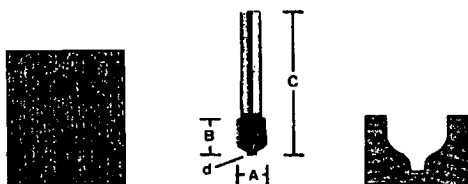


Order G3855 replacement bearing.

1/4" SHANK					
MODEL	CUTTER DIA. A	CUTTING LENGTH B	OVERALL LENGTH C	RADIUS R	PRICE
C1157	3/4"	7/16"	2-1/8"	1/16"	\$9.95
C1158	7/8"	3/8"	2"	1/8"	\$9.95
C1159	1"	3/8"	2"	3/16"	\$9.95
C1160	1-1/8"	7/16"	2"	1/4"	\$10.95
C1161	1-1/4"	1/2"	2-1/8"	5/16"	\$11.95
C1162	1-3/8"	5/8"	2-1/8"	3/8"	\$13.95
C1163	1-5/8"	3/4"	2-3/4"	1/2"	\$14.95
1/2" SHANK					
MODEL	CUTTER DIA. A	CUTTING LENGTH B	OVERALL LENGTH C	RADIUS R	PRICE
C1164	3/4"	3/8"	2-1/4"	1/8"	\$9.95
C1165	7/8"	3/8"	2-1/4"	3/16"	\$9.95
C1166	1-1/8"	1/2"	2-1/4"	1/4"	\$10.95
C1167	1-1/4"	1/2"	2-3/8"	5/16"	\$11.95
C1168	1-3/8"	5/8"	2-1/2"	3/8"	\$13.95
C1169	1-5/8"	3/4"	2-5/8"	1/2"	\$14.95
C1170	1-3/4"	7/8"	2-3/4"	5/8"	\$17.95
C1172	2-1/8"	1"	2-3/4"	3/4"	\$18.95

### OGEE PLUNGE BITS


The upshear angle lifts chips out of the cut, leaving a superb finish with no burning. If you do any veining or fluting, you need these.



1/4" SHANK					
MODEL	CUTTER DIA. A	CUTTING LENGTH B	OVERALL LENGTH C	RADIUS R	PRICE
C1195	3/8"	3/8"	1-5/8"	1/8"	\$11.95
C1196	1/2"	7/16"	1-5/8"	1/8"	\$14.95
C1197	15/16"	5/8"	1-7/8"	3/16"	\$15.95
C1198	1-5/16"	3/4"	2"	3/16"	\$17.95
1/2" SHANK					
MODEL	CUTTER DIA. A	CUTTING LENGTH B	OVERALL LENGTH C	RADIUS R	PRICE
C1199	3/8"	3/8"	1-5/8"	1/8"	\$11.95
C1200	1/2"	7/16"	1-5/8"	1/8"	\$14.95
C1201	15/16"	5/8"	1-7/8"	3/16"	\$15.95
C1202	1-5/16"	3/4"	2"	3/16"	\$17.95

### DOVETAIL BITS

Used in the production of dovetail joints for drawers and fine furniture. Suitable for routing wood, laminates, plywood and composition paneling.



1/4" SHANK					
MODEL	CUTTER DIA. A	CUTTING LENGTH B	OVERALL LENGTH C	ANGLE A	PRICE
C1510	1/4"	5/16"	1-5/8"	7°	\$4.95
C1067	5/16"	3/8"	1-5/8"	8°	\$4.95
C1068	3/8"	3/8"	1-3/4"	8°	\$4.95
C1066	17/32"	1/2"	1-5/8"	14°	\$4.95
C1069	1/2"	1/2"	1-3/4"	14°	\$4.95
C1070	9/16"	7/16"	1-7/8"	14°	\$5.95
C1071	3/4"	11/16"	2-1/8"	14°	\$6.95
1/2" SHANK					
MODEL	CUTTER DIA. A	CUTTING LENGTH B	OVERALL LENGTH C	ANGLE A	PRICE
C1078	17/32"	1/2"	2-1/4"	14°	\$4.95
C1074	1/2"	1/2"	2-1/4"	14°	\$4.95
C1511	5/8"	3/4"	2-1/2"	7°	\$6.95
C1512	3/4"	1-1/8"	3"	7°	\$7.95
C1076	3/4"	3/4"	2-1/2"	14°	\$7.95
C1077	1"	1-1/8"	2-3/4"	14°	\$9.95

\*Replacement for Inca-Jig™ Set.  
\*\*Special Tool Steel

### DOVETAIL JIG BITS

These bits are especially made for use in dovetail fixtures and jigs. They have an extended shank length and a high rake angle for smooth, fast routing in all types of wood and wood composite material.



GRIZC-04535

1/4" SHANK					
MODEL	CUTTER DIA. A	CUTTING LENGTH B	OVERALL LENGTH C	ANGLE A	PRICE
C1430	3/8"	3/8"	2-1/4"	8°	\$11.95
C1431	1/2"	5/8"	2-5/8"	8°	\$13.95
C1432	1/2"	1/2"	2-1/4"	15°	\$13.95
1/2" SHANK					
MODEL	CUTTER DIA. A	CUTTING LENGTH B	OVERALL LENGTH C	ANGLE A	PRICE
C1433	11/16"	7/8"	2-3/4"	8°	\$14.95
C1434	7/8"	1-1/8"	3-1/4"	8°	\$15.95

MADE IN ISO 9002  
RATED FACTORY

## INDUSTRIAL QUALITY CARBIDE TIPPED ROUTER BITS

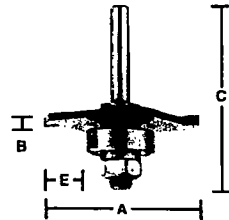
BUY 10 OR MORE ROUTER BITS OR SHAPER CUTTERS AND DEDUCT 10%  
ROUTER BITS SHOWN AT APPROXIMATELY 50% SCALE

**Grizzly®**  
ROUTER BITS

### SLOTING BITS

Four Flutes with Guide Bearing

These bits are ideal for grooving, rabbeting and slotting. Use C1098 or C1102 for No. "10" or "20" biscuit joining. They come complete and ready to use. Please check cutting diameter when comparing bits!



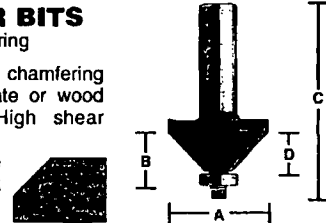
Order G3845 replacement bearing.

1/4" SHANK					
MODEL	CUTTER DIA. A	CUTTING LENGTH B	OVERALL LENGTH C	CUTTING DEPTH E	PRICE
C1106	1-7/8"	1/8"	2-1/4"	1/2"	\$19.95
C1107	1-7/8"	3/16"	2-1/4"	1/2"	\$21.95
C1108	1-7/8"	1/4"	2-1/4"	1/2"	\$23.95
C1097	2"	1/8"	2-1/4"	9/16"	\$19.95
C1098	2"	5/32"	2-1/4"	9/16"	\$21.95
C1099	2"	3/16"	2-1/4"	9/16"	\$21.95
C1100	2"	1/4"	2-1/4"	9/16"	\$23.95
1/2" SHANK					
MODEL	CUTTER DIA. A	CUTTING LENGTH B	OVERALL LENGTH C	CUTTING DEPTH E	PRICE
C1109	1-7/8"	1/8"	2-1/2"	1/2"	\$19.95
C1110	1-7/8"	3/16"	2-1/2"	1/2"	\$21.95
C1111	1-7/8"	1/4"	2-1/2"	1/2"	\$23.95
C1101	2"	1/8"	2-1/2"	9/16"	\$19.95
C1102	2"	5/32"	2-1/2"	9/16"	\$21.95
C1103	2"	3/16"	2-1/2"	9/16"	\$21.95
C1104	2"	1/4"	2-1/2"	9/16"	\$23.95

### 45° CHAMFER BITS

with Guide Bearing

Used for beveling and chamfering any solid wood, laminate or wood composite material. High shear angle gives a clean, smooth cut. Can be used for pattern work and moulding.



Order G3855 replacement bearing.

#### \* ANTI-KICKBACK

1/4" SHANK					
MODEL	CUTTER DIA. A	CUTTING LENGTH B	OVERALL LENGTH C	BEVEL LENGTH D	PRICE
C1726	1"	7/16"	2"	1/4"	\$11.95
C1129	1"	7/16"	2"	1/4"	\$10.95
C1727	1-3/8"	5/8"	2-1/4"	3/8"	\$15.95
C1130	1-3/8"	5/8"	2-1/4"	3/8"	\$14.95
1/2" SHANK					
MODEL	CUTTER DIA. A	CUTTING LENGTH B	OVERALL LENGTH C	BEVEL LENGTH D	PRICE
C1728	1-1/8"	1/2"	2-1/4"	3/8"	\$13.95
C1131	1-1/8"	1/2"	2-1/4"	3/8"	\$12.95
C1729	1-3/8"	5/8"	2-3/8"	7/16"	\$15.95
C1132	1-3/8"	5/8"	2-3/8"	7/16"	\$14.95
C1730	1-5/8"	3/4"	2-1/2"	1/2"	\$18.95
C1133	1-5/8"	3/4"	2-1/2"	1/2"	\$17.95
C1134	1-7/8"	7/8"	2-5/8"	5/8"	\$20.95
C1135	2-1/8"	1"	2-3/4"	3/4"	\$22.95

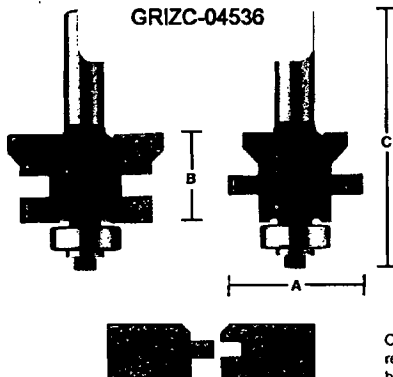
### STRAIGHT BITS

WITH EXTENDED  
SHANK LENGTH



### TONGUE AND GROOVE V-MATCH SET

Used for making custom paneling and wainscoting. There's nothing like solid wood paneling to "spruce up" a room. For 3/4" to 1" material. Two-piece with bearing guide.



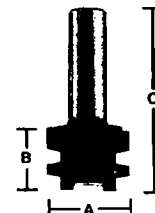
Order G3845 replacement bearings.

1/2" SHANK				
MODEL	CUTTER DIA. A	CUTTING LENGTH B	OVERALL LENGTH C	PRICE
C1242	1-7/16"	1"	2-1/2"	\$94.95 / set

1/4" SHANK				
MODEL	CUTTER DIA. A	CUTTING LENGTH B	OVERALL LENGTH C	PRICE
C1436	5/16"	1"	2-3/4"	\$11.95
1/2" SHANK				
MODEL	CUTTER DIA. A	CUTTING LENGTH B	OVERALL LENGTH C	PRICE
C1437	7/16"	7/8"	3"	\$11.95
C1438	1/2"	7/8"	3"	\$12.95

### DRAWER LOCK BIT

Can also be used to create glue joints. Ideal for 1/2" stock.



1/2" SHANK				
MODEL	CUTTER DIA. A	CUTTING LENGTH B	OVERALL LENGTH C	PRICE
C1330	1-1/16"	3/4"	2-1/4"	\$29.95

CALL 24 HOURS A DAY FROM ANYWHERE IN THE U.S.A. 1-800-523-4777

## INDUSTRIAL QUALITY CARBIDE TIPPED ROUTER BITS

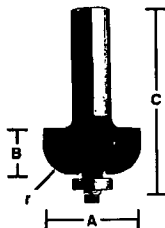
MADE IN ISO 9002  
RATED FACTORY

**BUY 10 OR MORE ROUTER BITS OR SHAPER CUTTERS AND DEDUCT 10%**  
ROUTER BITS SHOWN AT APPROXIMATELY 50% SCALE

### COVE BITS with Guide Bearing

Great for making mouldings and accenting case goods. High shear angle cuts smooth and cleans out fast. Can be used for pattern work. A large selection to choose from!

Order G3855 replacement bearing.



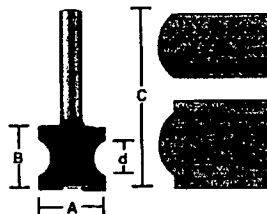
\* **ANTI-KICKBACK**

1/4" SHANK					
MODEL	CUTTER DIA. A	CUTTING LENGTH B	OVERALL LENGTH C	RADIUS T	PRICE
C1138	5/8"	1/2"	2-1/8"	1/16"	\$9.95
C1731	5/8"	3/8"	2-1/8"	1/16"	\$10.95
C1139	3/4"	5/16"	2"	1/8"	\$9.95
C1732	3/4"	5/16"	2"	1/8"	\$10.95
C1140	7/8"	1/2"	2-1/8"	3/16"	\$9.95
C1733	7/8"	1/2"	2-1/8"	3/16"	\$10.95
C1141	1"	1/2"	2"	1/4"	\$10.95
C1734	1"	1/2"	2"	1/4"	\$11.95
C1142	1-1/8"	1/2"	2-1/8"	5/16"	\$11.95
C1735	1-1/8"	1/2"	2-1/8"	5/16"	\$12.95
C1143	1-1/4"	5/8"	2-1/8"	3/8"	\$12.95
C1736	1-1/4"	5/8"	2-1/8"	3/8"	\$13.95
C1144	1-1/2"	5/8"	2-1/4"	1/2"	\$13.95
C1737	1-1/2"	5/8"	2-1/4"	1/2"	\$14.95

1/2" SHANK					
MODEL	CUTTER DIA. A	CUTTING LENGTH B	OVERALL LENGTH C	RADIUS T	PRICE
C1738	3/4"	3/8"	2-1/8"	1/8"	\$10.95
C1145	3/4"	3/8"	2-1/8"	1/8"	\$9.95
C1739	7/8"	1/2"	2-1/8"	3/16"	\$10.95
C1146	7/8"	1/2"	2-1/8"	3/16"	\$9.95
C1740	1"	1/2"	2-1/4"	1/4"	\$11.95
C1147	1"	1/2"	2-1/4"	1/4"	\$10.95
C1741	1-1/8"	1/2"	2-1/4"	5/16"	\$12.95
C1148	1-1/8"	1/2"	2-1/4"	5/16"	\$11.95
C1742	1-1/4"	5/8"	2-1/2"	3/8"	\$13.95
C1150	1-1/4"	5/8"	2-1/2"	3/8"	\$12.95
C1149	1-1/2"	5/8"	2-1/2"	1/2"	\$13.95
C1743	1-1/2"	5/8"	2-1/2"	1/2"	\$14.95
C1151	2"	7/8"	2-3/4"	3/4"	\$24.95

### FINGERNAIL BITS (HALF RADIUS)

Puts a nice smooth profile on tables, countertops and wherever a curved edge is needed. Great for tops of drawer sides!

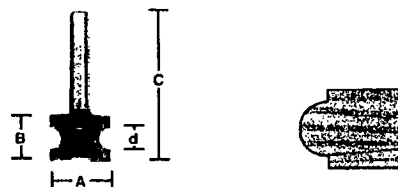


1/4" SHANK					
MODEL	CUTTER DIA. A	CUTTING LENGTH B	OVERALL LENGTH C	DISTANCE D	PRICE
C1214	3/4"	5/8"	1-7/8"	3/8"	\$11.95
C1215	3/4"	3/4"	2"	1/2"	\$15.95
C1216	7/8"	1"	2-1/4"	3/4"	\$17.95

1/2" SHANK					
MODEL	CUTTER DIA. A	CUTTING LENGTH B	OVERALL LENGTH C	DISTANCE D	PRICE
C1217	7/8"	9/16"	2-1/8"	3/8"	\$11.95
C1218	7/8"	3/4"	2-1/4"	1/2"	\$15.95
C1219	1"	1"	2-1/2"	3/4"	\$17.95
C1220	1"	1-3/8"	2-3/4"	1"	\$19.95
C1221	1-1/8"	1-3/4"	3-3/4"	1-1/2"	\$21.95

### BULL NOSE BITS

Used for full beading and rounding edges, particularly for casement and staircase work. Also used for moulding and picture frames or anywhere a round profile is needed. Especially attractive on countertops.



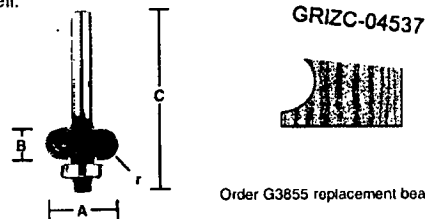
1/4" SHANK					
MODEL	CUTTER DIA. A	CUTTING LENGTH B	OVERALL LENGTH C	DIA D	PRICE
C1022	3/4"	1/2"	1-3/4"	1/4"	\$11.95
C1023	7/8"	11/16"	1-7/8"	3/8"	\$14.95
C1024	1"	13/16"	2"	1/2"	\$14.95
C1025	1-1/8"	13/16"	2-1/8"	5/8"	\$15.95
C1026	1-1/4"	1-1/16"	2-1/4"	3/4"	\$15.95

1/2" SHANK					
MODEL	CUTTER DIA. A	CUTTING LENGTH B	OVERALL LENGTH C	DIA D	PRICE
C1027	7/8"	1/2"	2"	1/4"	\$11.95
C1028	1"	5/8"	2-1/8"	3/8"	\$14.95
C1029	1-1/8"	13/16"	2-5/16"	1/2"	\$14.95
C1030	1-1/4"	13/16"	2-3/8"	5/8"	\$15.95
C1031	1-3/8"	1-1/16"	2-1/2"	3/4"	\$15.95
C1032	1-5/8"	1-3/8"	2-3/4"	1"	\$17.95
C1033	1-3/4"	1-3/8"	2-7/8"	1-1/8"	\$27.95
C1034	1-7/8"	1-5/8"	3"	1-1/4"	\$29.95
C1035	2"	1-3/4"	3-3/16"	1-3/8"	\$32.95
C1036	2-1/8"	1-3/4"	3-1/4"	1-1/2"	\$35.95

\* Use C1023 & C1028 to make wooden hinges

### INTERNAL RADIUS BITS with Guide Bearing

Used for fluting and grooving. Can be used on irregular shaped pieces as well.



Order G3855 replacement bearing

1/4" SHANK					
MODEL	CUTTER DIA. A	CUTTING LENGTH B	OVERALL LENGTH C	RADIUS T	PRICE
C1267	7/8"	3/8"	2"	3/16"	\$11.95
C1268	7/8"	1/2"	2-1/8"	1/4"	\$11.95
C1269	1"	3/4"	2-3/8"	3/8"	\$17.95

1/2" SHANK					
MODEL	CUTTER DIA. A	CUTTING LENGTH B	OVERALL LENGTH C	RADIUS T	PRICE
C1270	7/8"	3/8"	2-1/4"	3/16"	\$11.95
C1271	7/8"	1/2"	2-3/8"	1/4"	\$11.95
C1272	7/8"	3/4"	2-5/8"	3/8"	\$17.95
C1273	1"	1"	3"	5/8"	\$18.95
C1274	1-1/8"	1-1/2"	3-1/2"	1-1/8"	\$24.95



MADE IN ISO 9002  
RATED FACTORY

## INDUSTRIAL QUALITY CARBIDE TIPPED ROUTER BITS

BUY 10 OR MORE ROUTER BITS OR SHAPER CUTTERS AND DEDUCT 10%  
ROUTER BITS SHOWN AT APPROXIMATELY 50% SCALE

**Grizzly®**  
ROUTER BITS

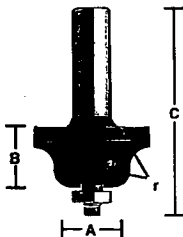
### ANTI-KICKBACK ROMAN OGEE BITS

with Guide Bearing

Ogee design is a classic and looks good on just about anything made of wood. A MUST for architectural millwork. Can be used for pattern work.



Order G3855 replacement bearing.



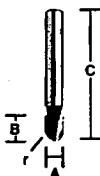
1/4" SHANK					
MODEL	CUTTER DIA. A	CUTTING LENGTH B	OVERALL LENGTH C	RADIUS R	PRICE
C1744	1-1/8"	1/2"	2-1/16"	5/32"	\$15.95
C1745	1-1/2"	3/4"	2-1/4"	1/4"	\$17.95

1/2" SHANK					
MODEL	CUTTER DIA. A	CUTTING LENGTH B	OVERALL LENGTH C	RADIUS R	PRICE
C1746	1-1/8"	1/2"	2-1/4"	5/32"	\$15.95
C1747	1-1/2"	3/4"	2-1/2"	1/4"	\$17.95

### CORE BOX BITS

The upshear angle lifts chips up to give a smooth cut with no burning. If you do any veining or fluting, you need these.



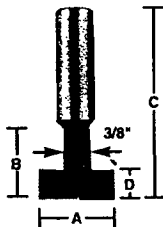
1/4" SHANK					
MODEL	CUTTER DIA. A	CUTTING LENGTH B	OVERALL LENGTH C	RADIUS R	PRICE
C1229	1/4"	3/8"	1-3/4"	1/8"	\$7.95
C1230	3/8"	7/16"	1-3/4"	3/16"	\$8.95
C1231	1/2"	9/16"	1-7/8"	1/4"	\$10.95

1/2" SHANK					
MODEL	CUTTER DIA. A	CUTTING LENGTH B	OVERALL LENGTH C	RADIUS R	PRICE
C1236	5/8"	11/16"	2-1/4"	5/16"	\$12.95
C1237	3/4"	13/16"	2-1/4"	3/8"	\$14.95
C1238	1"	1"	2-1/2"	1/2"	\$16.95

### T-SLOT BIT

This T-Slot cutter is designed for use in creating slot wall panels for commercial display units using hanging brackets.



1/2" SHANK					
MODEL	CUTTER DIA. A	CUTTING LENGTH B	OVERALL LENGTH C	T-WIDTH D	PRICE
C1629	1"	7/8"	2-5/16"	3/8"	\$19.95

### STRAIGHT BITS

Single Flute

Single fluted cutters offer more backing behind the carbide and are great for plunging.



1/4" SHANK				
MODEL	CUTTER DIA. A	CUTTING LENGTH B	OVERALL LENGTH C	PRICE
C1474	5.5mm	13/16"	2-5/16"	\$4.95
C1460	1/8"	3/8"	1-7/8"	\$5.95
C1461	5/32"	3/8"	1-1/2"	\$5.95
C1462	3/16"	3/8"	1-7/8"	\$5.95
C1463	1/4"	3/4"	2-1/8"	\$5.95
C1514	3/8"	3/4"	2"	\$6.95
C1464	1/2"	3/4"	2"	\$7.95

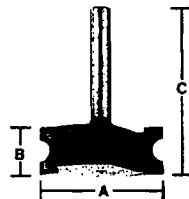
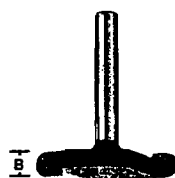
1/2" SHANK				
MODEL	CUTTER DIA. A	CUTTING LENGTH B	OVERALL LENGTH C	PRICE
C1476	7/32"	13/16"	2-9/16"	\$4.95
C1465	1/4"	3/4"	2-5/8"	\$5.95
C1515	3/8"	1"	2-3/4"	\$8.95
C1466	1/2"	1-1/8"	2-3/4"	\$7.95

### FLUTE AND BEAD BITS

(for small boat planking)

C1378

C1379



1/4" SHANK				
MODEL	CUTTER DIA. A	CUTTING LENGTH B	OVERALL LENGTH C	PRICE
C1378	1-1/2"	1/4"	1-3/4"	\$19.95
C1379	1-1/2"	1/2"	1-3/4"	\$19.95

### ONE PIECE STILE AND RAIL SETS

with Guide Bearing

Cut stiles and rails without rearranging the bit — just flip the workpiece over and re-set the cutting height. Designed for 3/4" material. 1/2" shank.

GRIZC-04538

Order G3845 replacement bearing.



1/2" SHANK		
MODEL	DESCRIPTION	PRICE
C1689	Quarter Round	\$59.95
C1690	Bead	\$59.95
C1691	Roman Ogee	\$59.95
C1692	Ogee	\$59.95

CALL 24 HOURS A DAY FROM ANYWHERE IN THE U.S.A. 1-800-523-4777

317

## INDUSTRIAL QUALITY CARBIDE TIPPED ROUTER BITS

MADE IN ISO 9002  
RATED FACTORY

**BUY 10 OR MORE ROUTER BITS OR SHAPER CUTTERS AND DEDUCT 10%**  
ROUTER BITS SHOWN AT APPROXIMATELY 50% SCALE

### PICTURE FRAME BITS with Guide Bearing

More than 1" of decorative cutting surface makes these carbide bits perfect for picture frames, mirrors or furniture trim.



Order G3855 replacement bearing.

1/4" SHANK				
MODEL	CUTTER DIA. A	CUTTING LENGTH B	OVERALL LENGTH C	PRICE
C1532	13/16"	1-1/8"	2-5/8"	\$29.95
C1533	13/16"	1-1/8"	2-5/8"	\$29.95
C1534	7/8"	1-1/8"	2-5/8"	\$29.95
1/2" SHANK				
MODEL	CUTTER DIA. A	CUTTING LENGTH B	OVERALL LENGTH C	PRICE
C1539	13/16"	1-1/8"	2-5/8"	\$29.95
C1540	13/16"	1-1/8"	2-5/8"	\$29.95
C1541	7/8"	1-1/8"	2-5/8"	\$29.95

### ROUNDNOSE BITS

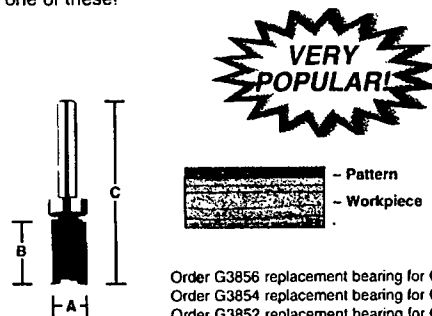
Used for routing larger flutes and veins. Also for coving edges and surface pieces. Upshear cleans chips out fast. Excellent for architectural millwork!



1/4" SHANK					
MODEL	CUTTER DIA. A	CUTTING LENGTH B	OVERALL LENGTH C	RADIUS R	PRICE
C1054	1/4"	5/16"	1-5/8"	1/8"	\$7.95
C1055	3/8"	11/32"	1-5/8"	3/16"	\$8.95
C1056	1/2"	3/8"	1-5/8"	1/4"	\$10.95
C1057	5/8"	1/2"	1-3/4"	5/16"	\$12.95
C1058	3/4"	1/2"	1-3/4"	3/8"	\$14.95
1/2" SHANK					
MODEL	CUTTER DIA. A	CUTTING LENGTH B	OVERALL LENGTH C	RADIUS R	PRICE
C1063	3/4"	5/8"	2-1/8"	3/8"	\$14.95
C1064	1"	5/8"	2-1/8"	1/2"	\$17.95
C1065	1-1/2"	1"	2-1/2"	3/4"	\$23.95

### PATTERN CUTTING BITS with Upper Guide Bearing

These are used when cutting duplicate models from a pattern. Bearing above cutter makes it easy to use. If you want to rout fast, you need one of these!

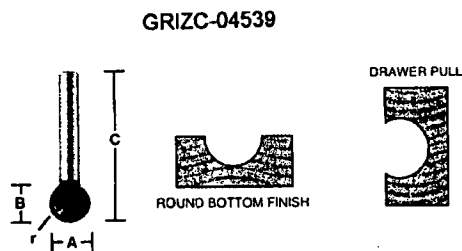


Order G3856 replacement bearing for C1306.  
Order G3854 replacement bearing for C1307.  
Order G3852 replacement bearing for C1308.  
Order G3853 replacement bearing for C1309.  
Order G1779 replacement bearing for C1310.

1/4" SHANK				
MODEL	CUTTER DIA. A	CUTTING LENGTH B	OVERALL LENGTH C	PRICE
C1306	1/2"	3/4"	2-1/4"	\$14.95
C1307	5/8"	3/4"	2-1/4"	\$14.95
C1308	3/4"	3/4"	2-1/4"	\$14.95
1/2" SHANK				
MODEL	CUTTER DIA. A	CUTTING LENGTH B	OVERALL LENGTH C	PRICE
C1309	3/4"	1"	2-1/2"	\$19.95
C1310	1-1/8"	1-1/8"	3"	\$24.95

### RADIUS BITS

Used for round bottom finishing and as a drawer pull. Use a template or guide when fluting.

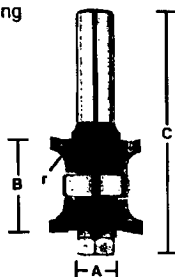


1/4" SHANK					
MODEL	CUTTER DIA. A	CUTTING LENGTH B	OVERALL LENGTH C	RADIUS R	PRICE
C1278	1/2"	7/16"	1-3/4"	1/4"	\$13.95
C1279	3/4"	5/8"	2"	3/8"	\$17.95
1/2" SHANK					
MODEL	CUTTER DIA. A	CUTTING LENGTH B	OVERALL LENGTH C	RADIUS R	PRICE
C1280	1/2"	7/16"	2-1/4"	1/4"	\$13.95
C1284	5/8"	1/2"	2-1/4"	5/16"	\$15.95
C1281	3/4"	5/8"	2-1/4"	3/8"	\$17.95
C1282	1"	15/16"	2-1/2"	1/2"	\$21.95
C1283	1-1/4"	1-1/8"	2-3/4"	5/8"	\$23.95

MADE IN ISO 9002  
RATED FACTORY**INDUSTRIAL QUALITY  
CARBIDE TIPPED ROUTER BITS****BUY 10 OR MORE ROUTER BITS OR SHAPER CUTTERS AND DEDUCT 10%**  
ROUTER BITS SHOWN AT APPROXIMATELY 50% SCALE**Grizzly®  
ROUTER BITS****DOUBLE ROUNDOVER BIT**

with Guide Bearing

Smooth-cutting roundover bit delivers handsome eased edges on 3/4" stock. Center guide bearing.



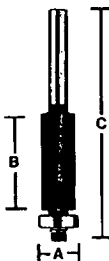
Order G3845 replacement bearing.

1/2" SHANK					
MODEL	CUTTER DIA. A	CUTTING LENGTH B	OVERALL LENGTH C	RADIUS R	PRICE
C1369	1-1/4"	1-1/8"	3"	3/16"	\$38.95

**SHEAR CUT FLUSH TRIM BITS**

with Guide Bearing

Shearing action provides smooth face finishing. No lifting of laminate and less taxing on router.

Cutting edge  
is angled

Order G3855 replacement bearing.

1/4" SHANK					
MODEL	CUTTER DIA. A	CUTTING LENGTH B	OVERALL LENGTH C	PRICE	
C1353	1/2"	1-3/16"	2-3/4"	\$9.95	
1/2" SHANK					
MODEL	CUTTER DIA. A	CUTTING LENGTH B	OVERALL LENGTH C	PRICE	
C1354	1/2"	1-3/16"	3-1/4"	\$9.95	

**DOOR LIP BITS**

A selection of three attractive profiles for kitchen and vanity cabinet doors. For 3/4" stock.

C1332



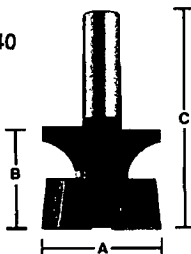
C1333



C1334



GRIZC-04540

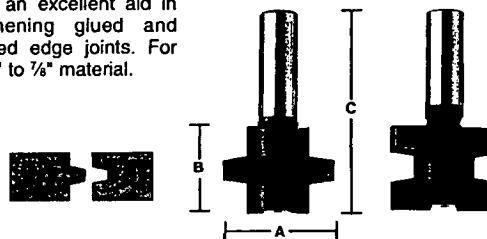


1/2" SHANK					
MODEL	CUTTER DIA. A	CUTTING LENGTH B	OVERALL LENGTH C	PRICE	
C1332	1-5/8"	1-1/4"	2-3/4"	\$34.95	
C1333	1-5/16"	1"	2-1/2"	\$34.95	
C1334	1-7/8"	1"	2-1/2"	\$34.95	

**TONGUE AND GROOVE SET**

Wedge


Tongue and groove bits provide an excellent aid in strengthening glued and non-glued edge joints. For most 5/8" to 7/8" material.



1/2" SHANK				
MODEL	CUTTER DIA. A	CUTTING LENGTH B	OVERALL LENGTH C	PRICE
C1240	1-7/16"	1"	2-1/2"	\$74.95 / pair

**GLUE JOINT BITS**

This bit is ideal for laminating and jointing stock together for use in table tops, panels and where extra-wide stock is needed. For 3/4" to 1" material.



1/4" SHANK				
MODEL	CUTTER DIA. A	CUTTING LENGTH B	OVERALL LENGTH C	PRICE
C1328	1"	1-3/16"	2-5/8"	\$29.95
1/2" SHANK				
MODEL	CUTTER DIA. A	CUTTING LENGTH B	OVERALL LENGTH C	PRICE
C1329	1-1/8"	1-1/4"	2-5/8"	\$29.95

**REVERSIBLE TONGUE & GROOVE BITS**

Used for making butt joints in flooring and other similar products. Large surface area of joint ensures a tight fit. For 3/4" material.



1/2" SHANK					
MODEL	CUTTER DIA. A	CUTTING LENGTH B	OVERALL LENGTH C	TYPE	PRICE
C1244	1-5/8"	1"	2-1/2"	Wedge	\$29.95
C1245	1-5/8"	1"	2-1/2"	Straight	\$29.95

**CALL 24 HOURS A DAY FROM ANYWHERE IN THE U.S.A. 1-800-523-4777****319**

## INDUSTRIAL QUALITY CARBIDE TIPPED ROUTER BITS

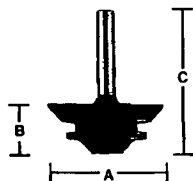
MADE IN ISO 9002  
RATED FACTORY

**BUY 10 OR MORE ROUTER BITS OR SHAPER CUTTERS AND DEDUCT 10%**  
ROUTER BITS SHOWN AT APPROXIMATELY 50% SCALE

### CORNER LOCK MITER BIT

Used for making 90° corner joints in wood for 1/2" to 3/8" material. Instructions for use provided.

**GREAT FOR  
JEWELRY BOXES  
& DRAWERS!**




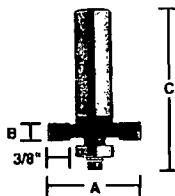
Safety Cutter

1/4" SHANK				
MODEL	CUTTER DIA. A	CUTTING LENGTH B	OVERALL LENGTH C	PRICE
C1711	1-5/8"	11/16"	2-1/4"	\$29.95
1/2" SHANK				
MODEL	CUTTER DIA. A	CUTTING LENGTH B	OVERALL LENGTH C	PRICE
C1712	1-5/8"	11/16"	2-1/4"	\$29.95

### RABBETING BITS

with Guide Bearing

Used for all types of rabbeting and slotting. Ideal for inseting glass, wood or plastic panels into frames. Great for making windows and picture frames. These are two-wing cutters. Use C1040 for "T" moulding and C1042 for No. "O" biscuit joining.



Order G3855 replacement bearing for 3/8" cutting width. Use replacement bearing G3849 to decrease cutting width to 1/4".

\* **ANTI-KICKBACK**

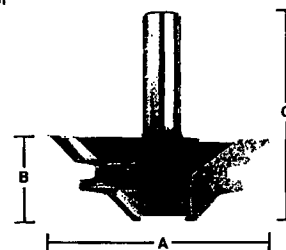
1/4" SHANK				
MODEL	CUTTER DIA. A	CUTTING LENGTH B	OVERALL LENGTH C	PRICE
C1040	1-1/4"	1/16"	2"	\$11.95
C1041	1-1/4"	1/8"	2"	\$11.95
C1760	1-1/4"	1/8"	2"	\$11.95
C1042	1-1/4"	5/32"	2"	\$11.95
C1043	1-1/4"	1/4"	2"	\$11.95
C1046	1-1/4"	3/16"	2"	\$11.95
C1761	1-1/4"	1/4"	2"	\$11.95
C1762	1-1/4"	3/8"	2-1/8"	\$11.95
C1044	1-1/4"	3/8"	2-1/8"	\$11.95
C1763	1-1/4"	1/2"	2-1/8"	\$12.95
C1045	1-1/4"	1/2"	2-1/8"	\$12.95
1/2" SHANK				
MODEL	CUTTER DIA. A	CUTTING LENGTH B	OVERALL LENGTH C	PRICE
C1047	1-1/4"	1/8"	2"	\$11.95
C1049	1-1/4"	1/4"	2"	\$11.95
C1764	1-1/4"	1/8"	2"	\$11.95
C1765	1-1/4"	1/4"	2"	\$11.95
C1766	1-1/4"	3/8"	2-1/8"	\$11.95
C1050	1-1/4"	3/8"	2-1/8"	\$11.95
C1767	1-1/4"	1/2"	2-1/4"	\$12.95
C1051	1-1/4"	1/2"	2-1/4"	\$12.95
C1557	1-1/4"	5/8"	2-3/8"	\$13.95
C1558	1-1/4"	3/4"	2-1/2"	\$15.95

### CORNER LOCK MITER BIT

Used for making 90° corner joints in wood for 3/8" to 1" material. Instructions for use provided.



GRIZC-04541

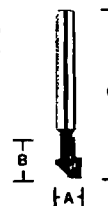


1/2" SHANK				
MODEL	CUTTER DIA. A	CUTTING LENGTH B	OVERALL LENGTH C	PRICE
C1331	3"	1"	2-1/2"	\$44.95

### KEYHOLE BITS

Single Flute

Used for wall mounting clocks, pictures and other hanging items. Also used for T-slots.



1/4" SHANK				
MODEL	CUTTER DIA. A	CUTTING LENGTH B	OVERALL LENGTH C	PRICE
C1358	1/2"	1/2"	2"	\$7.95
C1359	3/8"	1/2"	2"	\$7.95

### SHEAR CUT STRAIGHT BITS

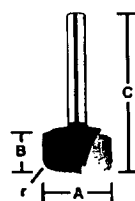
Shearing action provides for smoother cuts and better chip clearance. For use in hand held routers only.



Cutting edge is angled



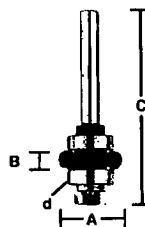
1/4" SHANK				
MODEL	CUTTER DIA. A	CUTTING LENGTH B	OVERALL LENGTH C	PRICE
C1345	1/4"	3/4"	2"	\$7.95
C1346	3/8"	3/4"	2"	\$9.95
C1347	1/2"	3/4"	2"	\$9.95
1/2" SHANK				
MODEL	CUTTER DIA. A	CUTTING LENGTH B	OVERALL LENGTH C	PRICE
C1350	1/4"	3/4"	2-3/4"	\$7.95
C1351	3/8"	1"	2-3/4"	\$9.95
C1349	1/2"	1-1/8"	2-7/8"	\$9.95
C1352	3/4"	1-1/8"	2-7/8"	\$11.95

MADE IN ISO 9002  
RATED FACTORY**INDUSTRIAL QUALITY  
CARBIDE TIPPED ROUTER BITS****BUY 10 OR MORE ROUTER BITS OR SHAPER CUTTERS AND DEDUCT 10%**  
ROUTER BITS SHOWN AT APPROXIMATELY 50% SCALE**Grizzly®  
ROUTER BITS****DISH CUTTER BITS**Will plunge to provide smooth  
sides and bottom with radiused  
corners.

1/4" SHANK					
MODEL	CUTTER DIA. A	CUTTING LENGTH B	OVERALL LENGTH C	RADIUS	PRICE
C1356	1"	1/2"	1-7/8"	3/16"	\$19.95
1/2" SHANK					
MODEL	CUTTER DIA. A	CUTTING LENGTH B	OVERALL LENGTH C	RADIUS	PRICE
C1357	1-1/4"	1/2"	1-7/8"	3/16"	\$22.95

**FLUTE BITS**

with Upper and Lower Guide Bearings

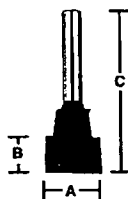


GRIZC-04542



Order G3854 replacement bearing.

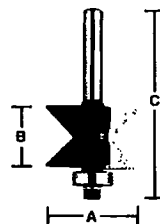
1/4" SHANK					
MODEL	CUTTER DIA. A	CUTTING LENGTH B	OVERALL LENGTH C	BEARING DIA. D	PRICE
C1361	7/8"	1/4"	2-1/2"	5/8"	\$24.95
1/2" SHANK					
MODEL	CUTTER DIA. A	CUTTING LENGTH B	OVERALL LENGTH C	BEARING DIA. D	PRICE
C1363	1"	3/8"	2-1/2"	5/8"	\$27.95

**BOTTOM CLEANING BITS**Used to clean out and smooth  
pre-cut dadoses, inlays and  
shallow mortises.

1/4" SHANK				
MODEL	CUTTER DIA. A	CUTTING LENGTH B	OVERALL LENGTH C	PRICE
C1257	3/4"	9/16"	2"	\$13.95
1/2" SHANK				
MODEL	CUTTER DIA. A	CUTTING LENGTH B	OVERALL LENGTH C	PRICE
C1258	3/4"	9/16"	2-1/4"	\$13.95
C1259	1"	7/16"	2-1/4"	\$13.95
C1261	1-1/2"	7/16"	2-1/4"	\$15.95

**90° V-GROOVE BITS (MALE)**

with Guide Bearing

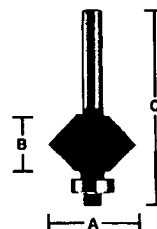


Order G3855 replacement bearing.

1/4" SHANK				
MODEL	CUTTER DIA. A	CUTTING LENGTH B	OVERALL LENGTH C	PRICE
C1531	1-3/16"	5/8"	2-1/8"	\$17.95
1/2" SHANK				
MODEL	CUTTER DIA. A	CUTTING LENGTH B	OVERALL LENGTH C	PRICE
C1538	1-3/16"	5/8"	2-1/8"	\$17.95

**90° V-GROOVE BITS (FEMALE)**

with Guide Bearing



Safety Cutter

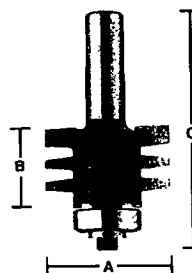


Order G3855 replacement bearing.

1/4" SHANK				
MODEL	CUTTER DIA. A	CUTTING LENGTH B	OVERALL LENGTH C	PRICE
C1530	1-1/16"	5/8"	2-1/8"	\$17.95
1/2" SHANK				
MODEL	CUTTER DIA. A	CUTTING LENGTH B	OVERALL LENGTH C	PRICE
C1537	1-1/16"	5/8"	2-1/8"	\$17.95

**FINGER JOINT BIT**

with Guide Bearing

Used for end-to-end jointing. Provides a super strong joint. For 3/4"  
material.

Order G3845 replacement bearing.

1/2" SHANK				
MODEL	CUTTER DIA. A	CUTTING LENGTH B	OVERALL LENGTH C	PRICE
C1367	1-5/8"	1"	3"	\$54.95

**CALL 24 HOURS A DAY FROM ANYWHERE IN THE U.S.A. 1-800-523-4777**

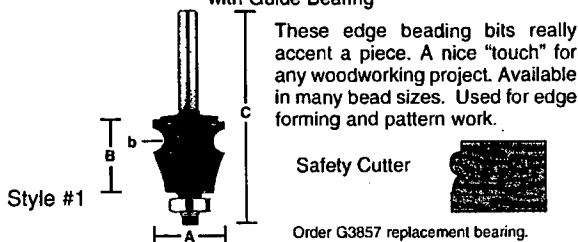
## INDUSTRIAL QUALITY CARBIDE TIPPED ROUTER BITS

MADE IN ISO 9002  
RATED FACTORY

**BUY 10 OR MORE ROUTER BITS OR SHAPER CUTTERS AND DEDUCT 10%**  
ROUTER BITS SHOWN AT APPROXIMATELY 50% SCALE

### EDGE BEADING BITS

with Guide Bearing

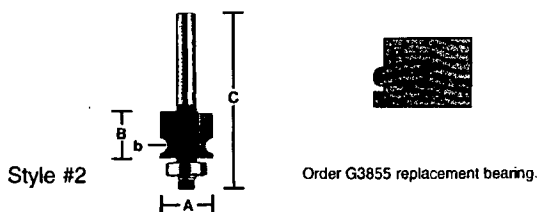


These edge beading bits really accent a piece. A nice "touch" for any woodworking project. Available in many bead sizes. Used for edge forming and pattern work.

1/4" SHANK					
MODEL	CUTTER DIA. A	CUTTING LENGTH B	OVERALL LENGTH C	BEAD D	PRICE
C1119	7/8"	13/16"	2-1/2"	1/4"	\$15.95
1/2" SHANK					
MODEL	CUTTER DIA. A	CUTTING LENGTH B	OVERALL LENGTH C	BEAD D	PRICE
C1121	3/4"	3/4"	2-5/8"	1/8"	\$15.95
C1122	7/8"	13/16"	2-3/4"	1/4"	\$15.95
C1123	1"	13/16"	2-3/4"	3/8"	\$15.95

### EDGE BEADING BITS

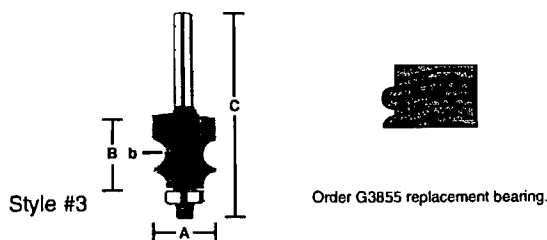
with Guide Bearing



1/4" SHANK					
MODEL	CUTTER DIA. A	CUTTING LENGTH B	OVERALL LENGTH C	BEAD D	PRICE
C1125	11/16"	9/16"	2-1/8"	3/16"	\$15.95
C1126	13/16"	3/4"	2-1/4"	5/16"	\$15.95

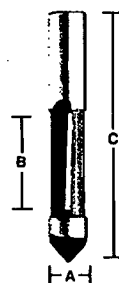
### EDGE BEADING BITS

with Guide Bearing



1/4" SHANK					
MODEL	CUTTER DIA. A	CUTTING LENGTH B	OVERALL LENGTH C	BEAD D	PRICE
C1373	13/16"	7/8"	2-3/8"	5/16"	\$15.95
1/2" SHANK					
MODEL	CUTTER DIA. A	CUTTING LENGTH B	OVERALL LENGTH C	BEAD D	PRICE
C1374	13/16"	7/8"	2-5/8"	5/16"	\$15.95
C1376	1"	1"	2-7/8"	1/2"	\$19.95

### COMBINATION PANEL BITS




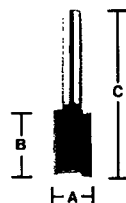
Used in the construction trades to rout cut-outs in floors, ceilings, panels for electrical boxes and windows, etc.



1/4" SHANK					
MODEL	CUTTER DIA. A	CUTTING LENGTH B	OVERALL LENGTH C	FLUTES	PRICE
C1249	1/4"	3/4"	2-3/8"	1	\$5.95
1/2" SHANK					
MODEL	CUTTER DIA. A	CUTTING LENGTH B	OVERALL LENGTH C	FLUTES	PRICE
C1250	1/2"	1-1/8"	3-1/8"	1	\$7.95
C1251	1/2"	1-1/8"	3-1/8"	1	\$10.95

### HINGE MORTISING BITS

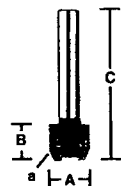
Used to make mortise pockets to accept hinges, stringers and edge boards. Smooth cut.



1/4" SHANK				
MODEL	CUTTER DIA. A	CUTTING LENGTH B	OVERALL LENGTH C	PRICE
C1246	1/2"	3/4"	2"	\$9.95
C1247	5/8"	3/4"	2"	\$9.95
C1248	3/4"	3/4"	2"	\$11.95

### FLUSH TRIMMING BIT


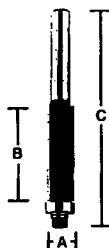
GRIZC-04543



1/4" SHANK					
MODEL	CUTTER DIA. A	CUTTING LENGTH B	OVERALL LENGTH C	ANGLE D	PRICE
C1227	1/2"	7/16"	1-5/8"	22°	\$9.95

MADE IN ISO 9002  
RATED FACTORY**INDUSTRIAL QUALITY  
CARBIDE TIPPED ROUTER BITS****BUY 10 OR MORE ROUTER BITS OR SHAPER CUTTERS AND DEDUCT 10%**  
ROUTER BITS SHOWN AT APPROXIMATELY 50% SCALE**Grizzly®  
ROUTER BITS****FLUSH TRIMMING BITS**

with Guide Bearing



Order G3846 replacement bearing for C1079.  
Order G3855 replacement bearing for C1080.  
Order G3848 replacement bearing for C1081.  
Order G3855 replacement bearing for C1082.  
Order G3848 replacement bearing for C1083.

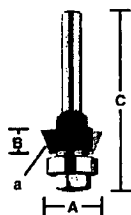
1/4" SHANK					
MODEL	CUTTER DIA. A	CUTTING LENGTH B	OVERALL LENGTH C	ANGLE B	PRICE
C1079	3/8"	1-3/16"	2-3/4"	FLUSH	\$6.95
C1080	1/2"	1-3/16"	2-3/4"	FLUSH	\$7.95
C1081	5/8"	1-3/16"	2-3/4"	FLUSH	\$9.95

1/2" SHANK					
MODEL	CUTTER DIA. A	CUTTING LENGTH B	OVERALL LENGTH C	ANGLE B	PRICE
C1082	1/2"	1-3/16"	3-1/4"	FLUSH	\$7.95
C1083	5/8"	1-3/16"	3"	FLUSH	\$9.95

**FLUSH AND BEVEL TRIMMING BITS**

Three Flutes with Guide Bearing




GRIZC-04544

Order G3854 replacement bearing.

1/4" SHANK					
MODEL	CUTTER DIA. A	CUTTING LENGTH B	OVERALL LENGTH C	ANGLE B	PRICE
C1085	5/8"	1/4"	2"	FLUSH	\$17.95
C1086	13/16"	1/4"	2-1/8"	22°	\$17.95
C1087	1-1/16"	1/4"	2-1/8"	45°	\$17.95

**LAMINATE FLUSH TRIMMING BIT**

Two Flutes with Guide Bearing

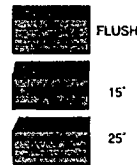
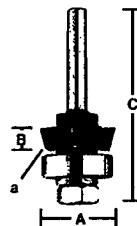


Order G3845 replacement bearing.

1/4" SHANK				
MODEL	CUTTER DIA. A	CUTTING LENGTH B	OVERALL LENGTH C	PRICE
C1225	22mm	5/8"	2-1/2"	\$18.95

**FLUSH AND BEVEL TRIMMING BITS**

Three Flutes with Guide Bearing


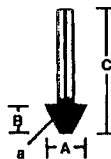


Order G3845 replacement bearing.

1/4" SHANK					
MODEL	CUTTER DIA. A	CUTTING LENGTH B	OVERALL LENGTH C	ANGLE B	PRICE
C1089	7/8"	1/4"	2-1/4"	FLUSH	\$17.95
C1090	1"	1/4"	2-1/4"	15°	\$17.95
C1091	1-1/16"	1/4"	2-1/4"	25°	\$17.95

1/2" SHANK					
MODEL	CUTTER DIA. A	CUTTING LENGTH B	OVERALL LENGTH C	ANGLE B	PRICE
C1092	7/8"	1/4"	2-1/2"	FLUSH	\$17.95
C1093	1"	1/4"	2-1/2"	15°	\$17.95
C1094	1-1/16"	1/4"	2-1/2"	25°	\$17.95

**BEVEL TRIMMING BIT**

1/4" SHANK					
MODEL	CUTTER DIA. A	CUTTING LENGTH B	OVERALL LENGTH C	ANGLE B	PRICE
C1223	5/8"	1/2"	1-5/8"	30°	\$11.95

**90° V-GROOVE BITS**

Large selection for grooving in various widths and depths. Used in paneling and general profiling in solid wood, composites and vinyl covered material.



1/4" SHANK				
MODEL	CUTTER DIA. A	CUTTING LENGTH B	OVERALL LENGTH C	PRICE
C1204	3/8"	7/16"	1-5/8"	\$7.95
C1205	1/2"	1/2"	1-5/8"	\$9.95
C1206	3/4"	5/8"	1-7/8"	\$12.95
C1207	1"	3/4"	2"	\$19.95

1/2" SHANK				
MODEL	CUTTER DIA. A	CUTTING LENGTH B	OVERALL LENGTH C	PRICE
C1209	3/4"	5/8"	2-1/8"	\$12.95
C1210	1"	3/4"	2-1/4"	\$19.95
C1211	1-1/4"	15/16"	2-1/4"	\$23.95

CALL 24 HOURS A DAY FROM ANYWHERE IN THE U.S.A. 1-800-523-4777

323

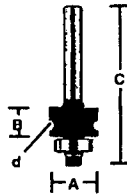
## INDUSTRIAL QUALITY CARBIDE TIPPED ROUTER BITS

MADE IN ISO 9002  
RATED FACTORY

**BUY 10 OR MORE ROUTER BITS OR SHAPER CUTTERS AND DEDUCT 10%**  
ROUTER BITS SHOWN AT APPROXIMATELY 50% SCALE

### CORNER BEADING BITS

with Guide Bearing



NOTE:  
Profile shown  
requires 2  
passes.

Order G3855 replacement bearing for 1/4" shank bits. Order G3857 replacement bearing for 1/2" shank bits.

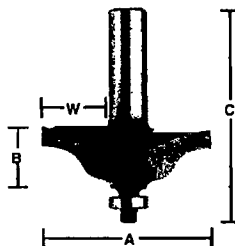
1/4" SHANK					
MODEL	CUTTER DIA. A	CUTTING LENGTH B	OVERALL LENGTH C	BEAD DIA. D	PRICE
C1543	3/4"	1/4"	1-3/4"	1/8"	\$15.95
C1544	3/4"	5/16"	1-7/8"	3/16"	\$15.95
C1545	3/4"	1/2"	2"	1/4"	\$16.95

1/2" SHANK					
MODEL	CUTTER DIA. A	CUTTING LENGTH B	OVERALL LENGTH C	BEAD DIA. D	PRICE
C1546	1"	5/8"	2-3/8"	3/8"	\$19.95
C1547	1-1/8"	13/16"	2-1/2"	1/2"	\$21.95
C1548	1-3/16"	7/8"	2-5/8"	5/8"	\$24.95
C1549	1-5/16"	1-1/16"	2-7/8"	3/4"	\$27.95

### STEPPED OGEE BIT

with Guide Bearing

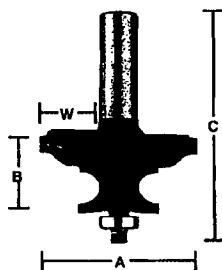


Order G3855 replacement bearing.

1/2" SHANK					
MODEL	CUTTER DIA. A	CUTTING LENGTH B	OVERALL LENGTH C	CUTTING WIDTH W	PRICE
C1423	2-1/4"	3/4"	2-1/2"	13/16"	\$29.95

### ROMAN OGEE/ ROUND NOSE BIT

with Guide Bearing

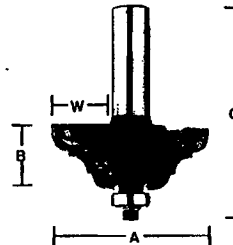


Order G3855 replacement bearing.

1/2" SHANK					
MODEL	CUTTER DIA. A	CUTTING LENGTH B	OVERALL LENGTH C	CUTTING WIDTH W	PRICE
C1424	2"	7/8"	2-3/4"	3/4"	\$29.95

### DOUBLE COVE AND BEAD BIT

with Guide Bearing

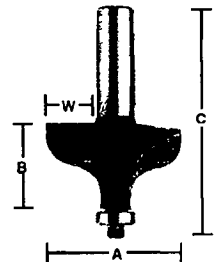


Order G3855 replacement bearing.

1/2" SHANK					
MODEL	CUTTER DIA. A	CUTTING LENGTH B	OVERALL LENGTH C	CUTTING WIDTH W	PRICE
C1425	2"	3/4"	2-1/2"	3/4"	\$29.95

### OGEE BIT

with Guide Bearing

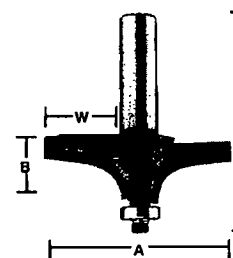


Order G3855 replacement bearing.

1/2" SHANK					
MODEL	CUTTER DIA. A	CUTTING LENGTH B	OVERALL LENGTH C	CUTTING WIDTH W	PRICE
C1426	2"	1"	2-3/4"	3/4"	\$29.95

### GIANT THUMBNAIL BIT

with Guide Bearing



Order G3855 replacement bearing.

1/2" SHANK					
MODEL	CUTTER DIA. A	CUTTING LENGTH B	OVERALL LENGTH C	CUTTING WIDTH W	PRICE
C1371	2-1/2"	3/4"	2-5/8"	1"	\$29.95

GRIZC-04545

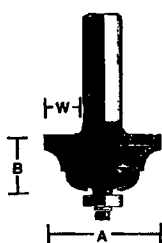


MADE IN ISO 9002  
RATED FACTORY

## INDUSTRIAL QUALITY CARBIDE TIPPED ROUTER BITS

BUY 10 OR MORE ROUTER BITS OR SHAPER CUTTERS AND DEDUCT 10%  
ROUTER BITS SHOWN AT APPROXIMATELY 50% SCALE

**Grizzly®**  
ROUTER BITS



### ANTI-KICKBACK CLASSICAL BITS

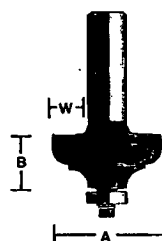
with Bearing Guide

These are great moulding cutters!  
Pick the profile you need. If you do any  
architectural millwork,  
you need these.

Safety Cutter

Order G3855 replacement bearing.

1/4" SHANK					
MODEL	CUTTER DIA. A	CUTTING LENGTH B	OVERALL LENGTH C	CUTTING WIDTH W	PRICE
C1748	1-1/4"	5/8"	2-1/8"	3/8"	\$24.95
C1749	1-1/2"	3/4"	2-1/4"	1/2"	\$24.95
1/2" SHANK					
MODEL	CUTTER DIA. A	CUTTING LENGTH B	OVERALL LENGTH C	CUTTING WIDTH W	PRICE
C1750	1-1/4"	5/8"	2-3/8"	3/8"	\$24.95
C1751	1-1/2"	3/4"	2-1/2"	1/2"	\$24.95



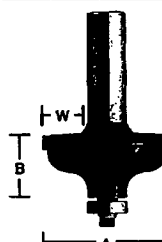
### ANTI-KICKBACK CLASSICAL BITS

with Bearing Guide

Safety Cutter

Order G3855 replacement bearing.

1/4" SHANK					
MODEL	CUTTER DIA. A	CUTTING LENGTH B	OVERALL LENGTH C	CUTTING WIDTH W	PRICE
C1752	1-1/8"	1/2"	2-1/8"	5/16"	\$24.95
C1753	1-1/8"	11/16"	2-1/4"	7/16"	\$24.95
1/2" SHANK					
MODEL	CUTTER DIA. A	CUTTING LENGTH B	OVERALL LENGTH C	CUTTING WIDTH W	PRICE
C1754	1-1/8"	1/2"	2-1/4"	5/16"	\$24.95
C1755	1-3/8"	5/8"	2-1/2"	7/16"	\$24.95



### ANTI-KICKBACK CLASSICAL BITS

with Bearing Guide

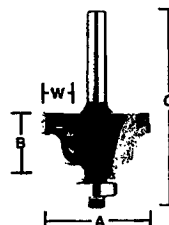
Safety Cutter

Order G3855 replacement bearing.

1/4" SHANK					
MODEL	CUTTER DIA. A	CUTTING LENGTH B	OVERALL LENGTH C	CUTTING WIDTH W	PRICE
C1756	1-1/4"	5/8"	2-1/8"	3/8"	\$24.95
C1757	1-3/8"	5/8"	2-1/8"	7/16"	\$24.95
1/2" SHANK					
MODEL	CUTTER DIA. A	CUTTING LENGTH B	OVERALL LENGTH C	CUTTING WIDTH W	PRICE
C1758	1-3/8"	1/2"	1-3/8"	7/16"	\$24.95
C1759	1-5/8"	3/4"	2-1/2"	9/16"	\$24.95

### CLASSICAL BITS

with Bearing Guide



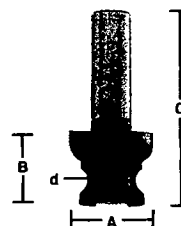
Order G3855 replacement bearing.

1/4" SHANK					
MODEL	CUTTER DIA. A	CUTTING LENGTH B	OVERALL LENGTH C	CUTTING WIDTH W	PRICE
C1301	1-1/2"	3/4"	2-1/4"	1/2"	\$24.95
1/2" SHANK					
MODEL	CUTTER DIA. A	CUTTING LENGTH B	OVERALL LENGTH C	CUTTING WIDTH W	PRICE
C1302	1-5/8"	7/8"	2-3/8"	9/16"	\$24.95

### CLASSICAL PALACE BITS

Safety Cutter

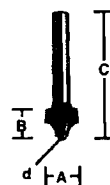
GRIZC-04546



1/2" SHANK					
MODEL	CUTTER DIA. A	CUTTING LENGTH B	OVERALL LENGTH C	BEAD DIA. d	PRICE
C1262	1-1/8"	7/8"	2-3/8"	1/4"	\$19.95
C1263	1-3/8"	1"	2-1/2"	5/16"	\$21.95
C1264	1-5/8"	1-1/4"	2-3/4"	3/8"	\$23.95

### CLASSICAL PLUNGING BITS

Used to profile the face of a  
workpiece where a decorative  
look is needed.



1/4" SHANK					
MODEL	CUTTER DIA. A	CUTTING LENGTH B	OVERALL LENGTH C	BEAD DIA. d	PRICE
C1314	1/2"	7/16"	1-5/8"	1/8"	\$14.95
C1315	3/4"	9/16"	1-3/4"	7/32"	\$16.95
C1316	1-3/16"	13/16"	2"	9/32"	\$19.95
1/2" SHANK					
MODEL	CUTTER DIA. A	CUTTING LENGTH B	OVERALL LENGTH C	BEAD DIA. d	PRICE
C1655	1/2"	7/16"	1-5/8"	1/8"	\$14.95
C1656	3/4"	9/16"	1-3/4"	7/32"	\$16.95
C1657	1-3/16"	13/16"	2"	9/32"	\$19.95

CALL 24 HOURS A DAY FROM ANYWHERE IN THE U.S.A. 1-800-523-4777

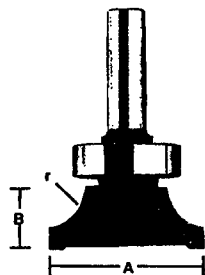
325

## INDUSTRIAL QUALITY CARBIDE TIPPED ROUTER BITS

MADE IN ISO 9002  
RATED FACTORY

**BUY 10 OR MORE ROUTER BITS OR SHAPER CUTTERS AND DEDUCT 10%**  
ROUTER BITS SHOWN AT APPROXIMATELY 50% SCALE

### UNDER ROUNDOVER BIT with Guide Bearing



Used to profile the underside of solid surface countertop edges. Eliminates the need to flip cumbersome and heavy countertops and allows the router base to be well supported by the countertop.

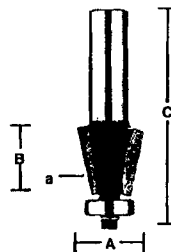
Excellent for CORIAN® and other solid surface materials.



Order G3850 replacement bearing.

1/2" SHANK					
MODEL	CUTTER DIA. A	CUTTING LENGTH B	OVERALL LENGTH C	RADIUS R	PRICE
C1662	2-1/8"	3/4"	3"	3/8"	\$34.95

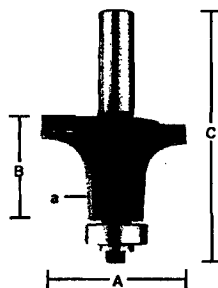
### 15° BOWL EDGE BIT with Guide Bearing



Excellent for CORIAN® and other solid surface materials.

1/2" SHANK					
MODEL	CUTTER DIA. A	CUTTING LENGTH B	OVERALL LENGTH C	ANGLE B	PRICE
C1503	1"	3/4"	2-5/8"	15°	\$19.95

### OGEE BOWL BIT with Guide Bearing



For solid surface material.

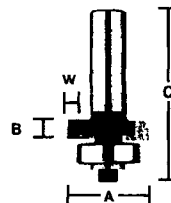


Order G3845 replacement bearing.

Excellent for CORIAN® and other solid surface materials.

1/2" SHANK					
MODEL	CUTTER DIA. A	CUTTING LENGTH B	OVERALL LENGTH C	ANGLE B	PRICE
C1663	2-1/4"	1-1/4"	3-1/4"	10°	\$39.95

### INLAY BITS with Guide Bearing

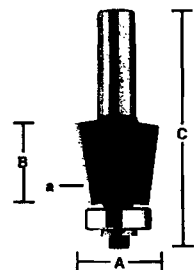


Order G3857 replacement bearing.

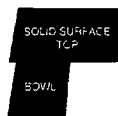
Excellent for CORIAN® and other solid surface materials.

1/2" SHANK					
MODEL	CUTTER DIA. A	CUTTING LENGTH B	OVERALL LENGTH C	CUTTING WIDTH W	PRICE
C1504	1-1/4"	1/4"	2-1/4"	3/16"	\$15.95
C1505	1-1/4"	1/2"	2-1/2"	3/16"	\$17.95
C1506	1-1/4"	3/4"	2-3/4"	3/16"	\$22.95

### 10° BEVEL BOWL BIT with Guide Bearing



For solid surface material.



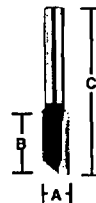
Order G3845 replacement bearing.

Excellent for CORIAN® and other solid surface materials.

1/2" SHANK					
MODEL	CUTTER DIA. A	CUTTING LENGTH B	OVERALL LENGTH C	ANGLE B	PRICE
C1664	1-1/4"	1"	3"	10°	\$17.95

### SINGLE FLUTE BIT

Designed for dadoing, trimming and rabbeting in man-made materials for counter tops. Single flute reduces heat and cleans out fast for high-performance routing.



GRIZC-04547

Excellent for CORIAN® and other solid surface materials.

1/4" SHANK				
MODEL	CUTTER DIA. A	CUTTING LENGTH B	OVERALL LENGTH C	PRICE
C1514	3/8"	3/4"	2"	\$6.95

Q2  
RV

MADE IN ISO 9002  
RATED FACTORY

# **INDUSTRIAL QUALITY CARBIDE TIPPED ROUTER BITS**

**BUY 10 OR MORE ROUTER BITS OR SHAPER CUTTERS AND DEDUCT 10%**  
ROUTER BITS SHOWN AT APPROXIMATELY 50% SCALE

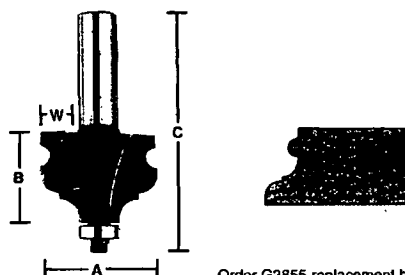
**Grizzly®  
ROUTER BITS**

## **FACE MouldING BITS**

These moulding and decorative shaped bits can make an endless variety of profiles for use on any project. They are great for built-up moulding, chair rails, stair cases, fine furniture, etc. These moulding router bits are an excellent choice for custom architectural millwork designs.

Use all or part of these cutters to make virtually any type of profile you want!

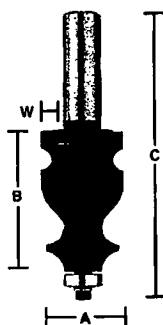
## **BEAD / CLASSICAL BIT** with Guide Bearing



Order G3855 replacement bearing.

1/2" SHANK					
MODEL	CUTTER DIA. A	CUTTING LENGTH B	OVERALL LENGTH C	CUTTING WIDTH W	PRICE
C1382	1-1/2"	1-1/8"	2-7/8"	1/2"	\$27.95

## **FACE MouldING BIT**



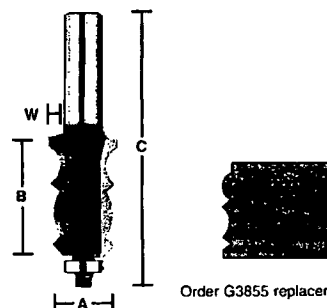
Safety Cutter

GRIZC-04548

Order G3855 replacement bearing.

1/2" SHANK					
MODEL	CUTTER DIA. A	CUTTING LENGTH B	OVERALL LENGTH C	CUTTING WIDTH W	PRICE
C1383	1-1/16"	1-3/4"	2-1/2"	1/4"	\$34.95

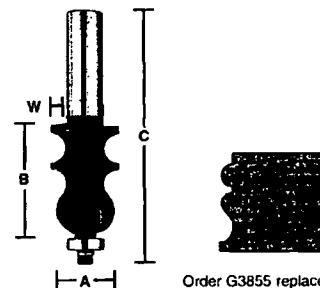
## **FACE MouldING BIT** with Guide Bearing



Order G3855 replacement bearing.

1/2" SHANK					
MODEL	CUTTER DIA. A	CUTTING LENGTH B	OVERALL LENGTH C	CUTTING WIDTH W	PRICE
C1384	15/16"	1-3/8"	3-1/4"	1/4"	\$34.95

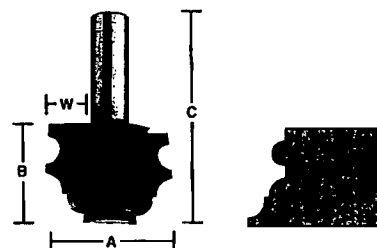
## **FACE MouldING BIT** with Guide Bearing



Order G3855 replacement bearing.

1/2" SHANK					
MODEL	CUTTER DIA. A	CUTTING LENGTH B	OVERALL LENGTH C	CUTTING WIDTH W	PRICE
C1385	15/16"	1-3/8"	3-1/4"	1/4"	\$34.95

## **MULTI FORM BIT**



1/2" SHANK					
MODEL	CUTTER DIA. A	CUTTING LENGTH B	OVERALL LENGTH C	CUTTING WIDTH W	PRICE
C1390	1-3/4"	1-3/16"	2-5/8"	1/2"	\$34.95

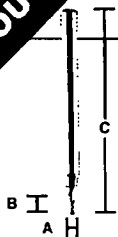
**CALL 24 HOURS A DAY FROM ANYWHERE IN THE U.S.A. 1-800-523-4777**

**Grizzly®  
ROUTER BITS**


## INDUSTRIAL QUALITY CARBIDE TIPPED ROUTER BITS

MADE IN ISO 9002  
RATED FACTORY

**BUY 10 OR MORE ROUTER BITS OR SHAPER CUTTERS AND DEDUCT 10%**  
ROUTER BITS SHOWN AT APPROXIMATELY 50% SCALE



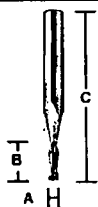
### SOLID CARBIDE MINIATURE PLUNGE POINT BITS



**New!**

Due to the nature of solid carbide, the bits are not warranted against breakage.

1/8" SHANK				
MODEL	CUTTER DIA. A	CUTTING LENGTH B	OVERALL LENGTH C	PRICE
C1478	.025"	.075"	1-1/2"	\$19.95
C1479	.031"	.093"	1-1/2"	\$17.95



### SOLID CARBIDE SPIRAL UPCUT BITS

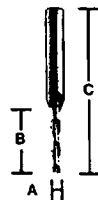


Due to the nature of solid carbide, the bits are not warranted against breakage.

1/4" SHANK				
MODEL	CUTTER DIA. A	CUTTING LENGTH B	OVERALL LENGTH C	PRICE
C1441	1/8"	3/8"	2"	\$14.95
C1442	3/16"	5/8"	2"	\$14.95
C1443	1/4"	3/4"	2"	\$14.95

1/2" SHANK				
MODEL	CUTTER DIA. A	CUTTING LENGTH B	OVERALL LENGTH C	PRICE
C1446	3/8"	1"	3"	\$32.95
C1447	1/2"	1"	3"	\$29.95



### SOLID CARBIDE SPIRAL DOWNCUT BITS



Due to the nature of solid carbide, the bits are not warranted against breakage.

1/8" SHANK				
MODEL	CUTTER DIA. A	CUTTING LENGTH B	OVERALL LENGTH C	PRICE
C1480	1/8"	1/2"	1-1/2"	\$12.95

1/4" SHANK				
MODEL	CUTTER DIA. A	CUTTING LENGTH B	OVERALL LENGTH C	PRICE
C1693	1/8"	3/8"	2"	\$15.95
C1694	3/16"	5/8"	2"	\$15.95
C1695	7/32"	3/4"	2"	\$16.95
C1696	1/4"	5/8"	2"	\$13.95

3/8" SHANK				
MODEL	CUTTER DIA. A	CUTTING LENGTH B	OVERALL LENGTH C	PRICE
C1481	3/8"	1"	2-1/2"	\$39.95

1/2" SHANK				
MODEL	CUTTER DIA. A	CUTTING LENGTH B	OVERALL LENGTH C	PRICE
C1697	5/16"	3/4"	3"	\$32.95
C1698	3/8"	1"	3"	\$32.95
C1699	1/2"	1-1/4"	3"	\$29.95



### SOLID CARBIDE ROUGH CUT BIT



*Great for  
fiberglass!*

Due to the nature of solid carbide, the bits are not warranted against breakage.

1/4" SHANK				
MODEL	CUTTER DIA. A	CUTTING LENGTH B	OVERALL LENGTH C	PRICE
C1453	1/4"	3/4"	2"	\$11.95

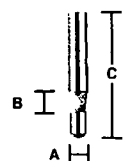


### SOLID CARBIDE STRAIGHT BITS Single Flute



Due to the nature of solid carbide, the bits are not warranted against breakage.

1/4" SHANK				
MODEL	CUTTER DIA. A	CUTTING LENGTH B	OVERALL LENGTH C	PRICE
C1471	1/8"	3/8"	1-3/4"	\$9.95
C1472	5/32"	3/8"	1-3/4"	\$9.95
C1473	3/16"	3/8"	1-3/4"	\$9.95

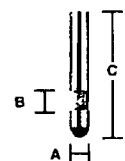


### SOLID CARBIDE BEVEL TRIM LAMINATE BIT



Due to the nature of solid carbide, the bits are not warranted against breakage.

1/4" SHANK				
MODEL	CUTTER DIA. A	CUTTING LENGTH B	OVERALL LENGTH C	PRICE
C1456	1/4"	1/4"	1-1/2"	\$6.95

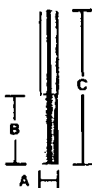


### SOLID CARBIDE FLUSH TRIM LAMINATE BIT



Due to the nature of solid carbide, the bits are not warranted against breakage.

1/4" SHANK				
MODEL	CUTTER DIA. A	CUTTING LENGTH B	OVERALL LENGTH C	PRICE
C1455	1/4"	5/16"	1-1/2"	\$6.95



### SOLID CARBIDE STRAIGHT BITS GRIZC-04549



Due to the nature of solid carbide, the bits are not warranted against breakage.

1/4" SHANK				
MODEL	CUTTER DIA. A	CUTTING LENGTH B	OVERALL LENGTH C	PRICE
C1452	1/4"	3/4"	2"	\$14.95

MADE IN ISO 9002  
RATED FACTORY

## INDUSTRIAL QUALITY CARBIDE TIPPED ROUTER BITS

BUY 10 OR MORE ROUTER BITS OR SHAPER CUTTERS AND DEDUCT 10%  
ROUTER BITS SHOWN AT APPROXIMATELY 50% SCALE

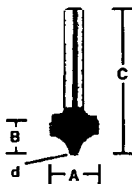
**Grizzly®**  
ROUTER BITS

### PANEL BORING BITS

These Panel Boring Bits are used to create decorative designs on cabinet and door fronts. For use with Melamine, MDF and other wood composites.

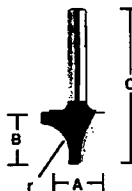


### BEADING / ROUNDOVER BITS



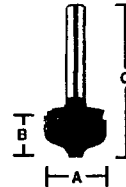
1/4" SHANK					
MODEL	CUTTER DIA. A	CUTTING LENGTH B	OVERALL LENGTH C	TIP DIAMETER D	PRICE
C1318	3/8"	7/16"	1-3/4"	1/8"	\$10.95
C1319	5/8"	1/2"	1-3/4"	1/8"	\$12.95
C1320	7/8"	9/16"	1-3/4"	3/16"	\$15.95
C1321	1"	5/8"	1-7/8"	1/4"	\$17.95
1/2" SHANK					
MODEL	CUTTER DIA. A	CUTTING LENGTH B	OVERALL LENGTH C	TIP DIAMETER D	PRICE
C1322	3/8"	7/16"	2-1/4"	1/8"	\$10.95
C1323	5/8"	7/16"	1-7/8"	1/8"	\$12.95
C1324	7/8"	1/2"	2"	3/16"	\$17.95

### PLUNGING ROUNDOVER BITS



1/4" SHANK					
MODEL	CUTTER DIA. A	CUTTING LENGTH B	OVERALL LENGTH C	RADIUS R	PRICE
C1630	1"	5/8"	2"	3/8"	\$17.95
1/2" SHANK					
MODEL	CUTTER DIA. A	CUTTING LENGTH B	OVERALL LENGTH C	RADIUS R	PRICE
C1631	1"	5/8"	2"	3/8"	\$17.95

### PLUNGING OGEE BITS

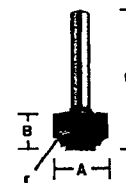


Safety Cutter



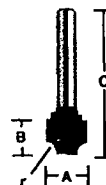
1/4" SHANK				
MODEL	CUTTER DIA. A	CUTTING LENGTH B	OVERALL LENGTH C	PRICE
C1632	13/16"	7/16"	1-5/8"	\$19.95
1/2" SHANK				
MODEL	CUTTER DIA. A	CUTTING LENGTH B	OVERALL LENGTH C	PRICE
C1633	13/16"	7/16"	1-5/8"	\$19.95

### PLUNGING QUARTER BEAD BITS



1/4" SHANK					
MODEL	CUTTER DIA. A	CUTTING LENGTH B	OVERALL LENGTH C	RADIUS R	PRICE
C1634	11/16"	7/16"	1-3/16"	3/32"	\$19.95
1/2" SHANK					
MODEL	CUTTER DIA. A	CUTTING LENGTH B	OVERALL LENGTH C	RADIUS R	PRICE
C1635	11/16"	7/16"	1-3/16"	3/32"	\$22.95

### PLUNGING BEAD BITS



GRIZC-04550



1/4" SHANK					
MODEL	CUTTER DIA. A	CUTTING LENGTH B	OVERALL LENGTH C	RADIUS R	PRICE
C1636	1/2"	3/8"	1-7/8"	1/8"	\$17.95
1/2" SHANK					
MODEL	CUTTER DIA. A	CUTTING LENGTH B	OVERALL LENGTH C	RADIUS R	PRICE
C1637	1/2"	3/8"	1-7/8"	1/8"	\$17.95

CALL 24 HOURS A DAY FROM ANYWHERE IN THE U.S.A. 1-800-523-4777

329

**Grizzly®  
ROUTER BITS**


## INDUSTRIAL QUALITY CARBIDE TIPPED ROUTER BITS

MADE IN ISO 9002  
RATED FACTORY

**BUY 10 OR MORE ROUTER BITS OR SHAPER CUTTERS AND DEDUCT 10%**  
ROUTER BITS SHOWN AT APPROXIMATELY 50% SCALE

### 2 5/8" PANEL BITS

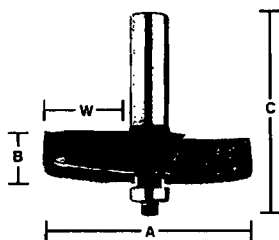
We offer our panel bits in 5 popular profiles. Engineered with a 10° upshear for smooth cutting. Cutters produce a 1/8" reveal. Use 3/4" stock for best results. We recommend that you use a 3 H.P. router for this work with a router table. Complete with bearing. 2mm thick carbide!



For use with a router table.

**ONLY \$29.95**

### 5° FACE CUT BIT with Guide Bearing

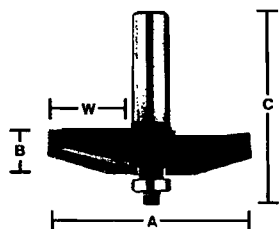


For use with a router table.

Order G3855 replacement bearing.

1/2" SHANK					
MODEL	CUTTER DIA. A	CUTTING LENGTH B	OVERALL LENGTH C	CUTTING WIDTH W	PRICE
C1399	2-5/8"	1/2"	2-1/4"	1-1/16"	\$29.95

### 15° FACE CUT BIT with Guide Bearing

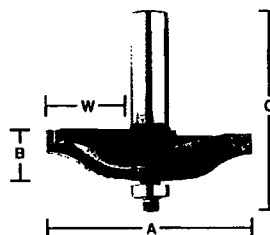


For use with a router table.

Order G3855 replacement bearing.

1/2" SHANK					
MODEL	CUTTER DIA. A	CUTTING LENGTH B	OVERALL LENGTH C	CUTTING WIDTH W	PRICE
C1400	2-5/8"	7/16"	2-1/4"	1-1/16"	\$29.95

### OGEE BIT with Guide Bearing


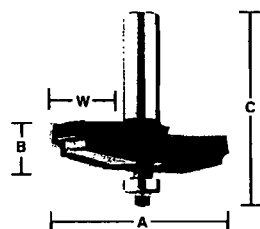


For use with a router table.

Order G3855 replacement bearing.

1/2" SHANK					
MODEL	CUTTER DIA. A	CUTTING LENGTH B	OVERALL LENGTH C	CUTTING WIDTH W	PRICE
C1401	2-5/8"	9/16"	2-1/4"	1-1/16"	\$29.95

### 12° FACE AND QUARTER ROUND BIT with Guide Bearing

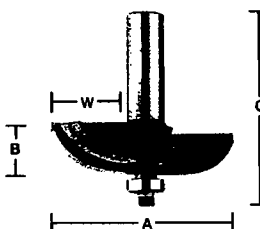


For use with a router table.

Order G3855 replacement bearing.

1/2" SHANK					
MODEL	CUTTER DIA. A	CUTTING LENGTH B	OVERALL LENGTH C	CUTTING WIDTH W	PRICE
C1402	2-5/8"	7/16"	2-1/4"	1-1/16"	\$29.95

### CONVEX BIT with Guide Bearing



GRIZC-04551



For use with a router table.

Order G3855 replacement bearing.

1/2" SHANK					
MODEL	CUTTER DIA. A	CUTTING LENGTH B	OVERALL LENGTH C	CUTTING WIDTH W	PRICE
C1403	2-5/8"	1/2"	2-1/4"	1-1/16"	\$29.95

MADE IN ISO 9002  
RATED FACTORY


## INDUSTRIAL QUALITY CARBIDE TIPPED ROUTER BITS

BUY 10 OR MORE ROUTER BITS OR SHAPER CUTTERS AND DEDUCT 10%  
ROUTER BITS SHOWN AT APPROXIMATELY 50% SCALE

**Grizzly®**  
ROUTER BITS

### 3" PANEL BITS

These panel bits can be used with  $\frac{5}{8}$ " -  $\frac{3}{4}$ " stock. Undercutter lets you produce flush panels. A 10° upshear removes material fast! Available in 5 profiles which produce a 1" reveal. Assembly comes complete with end-mounted bearing. We suggest using a 3 H.P. router with a router table, 2mm thick carbide!

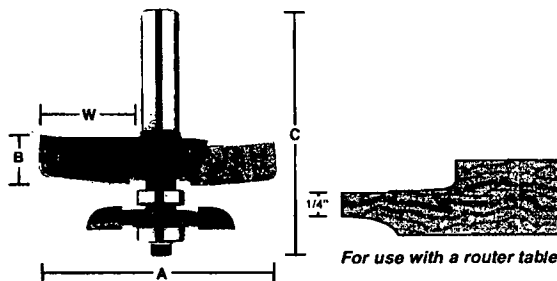


For use with a router table.

ONLY \$59.95

### 5° FACE CUT BIT

with Bearing Guide



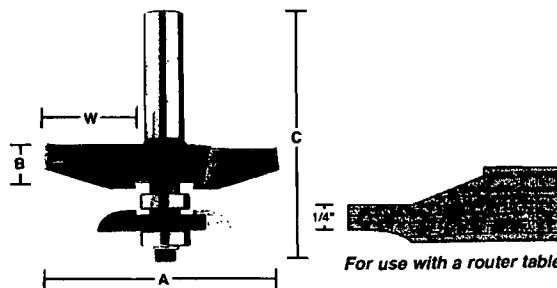
For use with a router table.

Order G3854 replacement bearing.

1/2" SHANK					
MODEL	CUTTER DIA. A	CUTTING LENGTH B	OVERALL LENGTH C	CUTTING WIDTH W	PRICE
C1407	3-1/16"	1/2"	3"	1-1/4"	\$59.95

### 15° FACE CUT BIT

with Bearing Guide



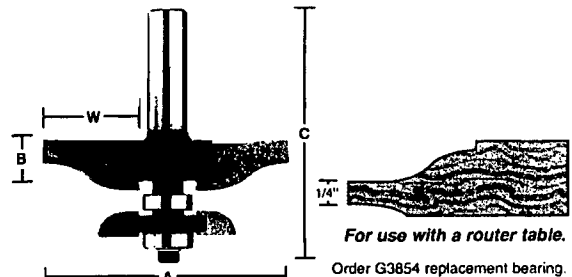
For use with a router table.

Order G3854 replacement bearing.

1/2" SHANK					
MODEL	CUTTER DIA. A	CUTTING LENGTH B	OVERALL LENGTH C	CUTTING WIDTH W	PRICE
C1408	3-1/16"	1/2"	3"	1-1/4"	\$59.95

### OGEE BIT

with Bearing Guide



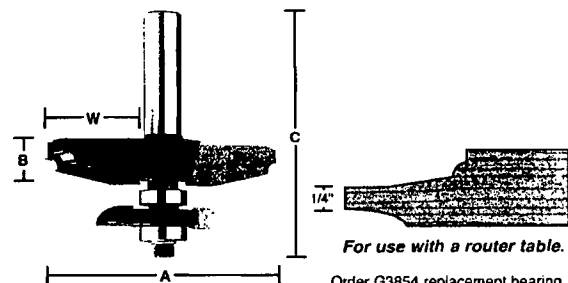
For use with a router table.

Order G3854 replacement bearing.

1/2" SHANK					
MODEL	CUTTER DIA. A	CUTTING LENGTH B	OVERALL LENGTH C	CUTTING WIDTH W	PRICE
C1409	3-1/8"	9/16"	3"	1-1/4"	\$59.95

### 12° FACE AND QUARTER ROUND BIT

with Bearing Guide



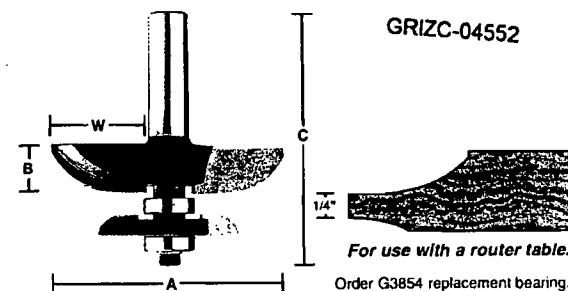
For use with a router table.

Order G3854 replacement bearing.

1/2" SHANK					
MODEL	CUTTER DIA. A	CUTTING LENGTH B	OVERALL LENGTH C	CUTTING WIDTH W	PRICE
C1410	3-1/16"	1/2"	3"	1-1/4"	\$59.95

### CONVEX BIT

with Bearing Guide



For use with a router table.

Order G3854 replacement bearing.

1/2" SHANK					
MODEL	CUTTER DIA. A	CUTTING LENGTH B	OVERALL LENGTH C	CUTTING WIDTH W	PRICE
C1411	3-1/8"	1/2"	3"	1-1/4"	\$59.95

CALL 24 HOURS A DAY FROM ANYWHERE IN THE U.S.A. 1-800-523-4777

331


## INDUSTRIAL QUALITY CARBIDE TIPPED ROUTER BITS

MADE IN ISO 9002  
RATED FACTORY

**BUY 10 OR MORE ROUTER BITS OR SHAPER CUTTERS AND DEDUCT 10%**  
ROUTER BITS SHOWN AT APPROXIMATELY 50% SCALE

### 3 1/2" PANEL BITS

Our 3 1/2" O.D. Panel Bits produce a 1 1/4" reveal and are offered in 5 profiles. Use of a 3 H.P. router is recommended with a router table. Large bits are for heavy-duty use. These bits also have a 10° upshear for quick chip removal. Complete with bearing guide. 2mm thick carbide!

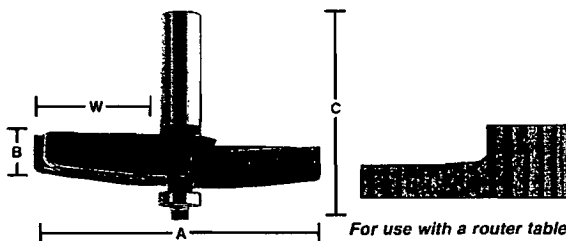


For use with a router table.

**ONLY \$49.95**

### 5° FACE CUT BIT

with Guide Bearing



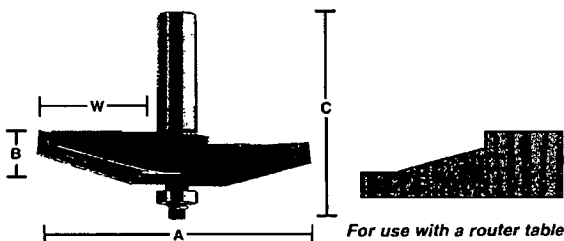
For use with a router table.

Order G3855 replacement bearing.

1/2" SHANK					
MODEL	CUTTER DIA. A	CUTTING LENGTH B	OVERALL LENGTH C	CUTTING WIDTH W	PRICE
C1415	3-1/2"	9/16"	2-1/2"	1-1/2"	\$49.95

### 15° FACE CUT BIT

with Guide Bearing



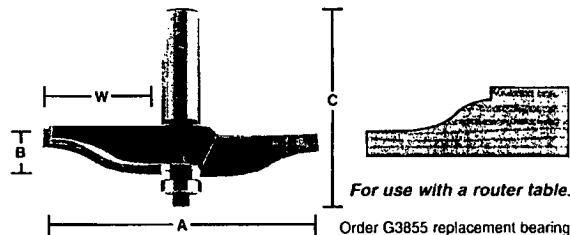
For use with a router table.

Order G3855 replacement bearing.

1/2" SHANK					
MODEL	CUTTER DIA. A	CUTTING LENGTH B	OVERALL LENGTH C	CUTTING WIDTH W	PRICE
C1416	3-1/2"	9/16"	2-1/2"	1-1/2"	\$49.95

### OGEE BIT

with Guide Bearing



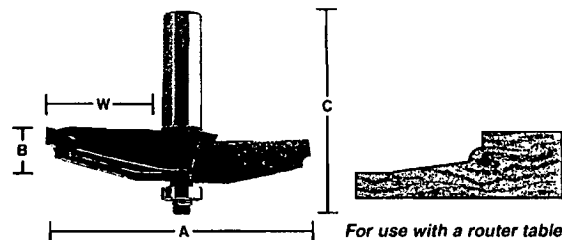
For use with a router table.

Order G3855 replacement bearing.

1/2" SHANK					
MODEL	CUTTER DIA. A	CUTTING LENGTH B	OVERALL LENGTH C	CUTTING WIDTH W	PRICE
C1417	3-1/2"	1/2"	2-1/2"	1-1/2"	\$49.95

### 12° FACE AND QUARTER ROUND BIT

with Guide Bearing



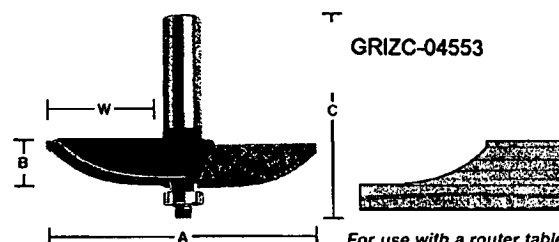
For use with a router table.

Order G3855 replacement bearing.

1/2" SHANK					
MODEL	CUTTER DIA. A	CUTTING LENGTH B	OVERALL LENGTH C	CUTTING WIDTH W	PRICE
C1418	3-1/2"	9/16"	2-1/2"	1-1/2"	\$49.95

### CONVEX BIT

with Guide Bearing



For use with a router table.

Order G3855 replacement bearing.

1/2" SHANK					
MODEL	CUTTER DIA. A	CUTTING LENGTH B	OVERALL LENGTH C	CUTTING WIDTH W	PRICE
C1419	3-1/2"	9/16"	2-1/2"	1-1/2"	\$49.95



MADE IN ISO 9002  
RATED FACTORY

## INDUSTRIAL QUALITY CARBIDE TIPPED ROUTER BITS

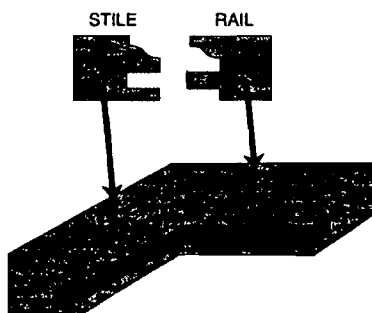
**BUY 10 OR MORE ROUTER BITS OR SHAPER CUTTERS AND DEDUCT 10%**  
ROUTER BITS SHOWN AT APPROXIMATELY 50% SCALE

**Grizzly®  
ROUTER BITS**

### CARBIDE-TIPPED REVERSIBLE STILE & RAIL

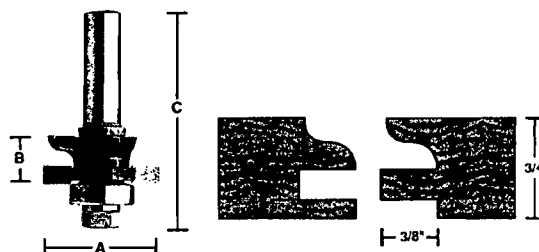
Just alternate the bearing guide and cutting surfaces to create matching stiles and rails. These tough, carbide-tipped router bits provide all you need to make handsome raised panel doors for kitchens and bathrooms. Quick and easy to reverse, these bits are available in a number of attractive designs to compliment a variety of traditional and contemporary cabinetry. Scaled for 3/4" door frames.

Far superior to others on the market!



**Only \$49.95  
Per Set**

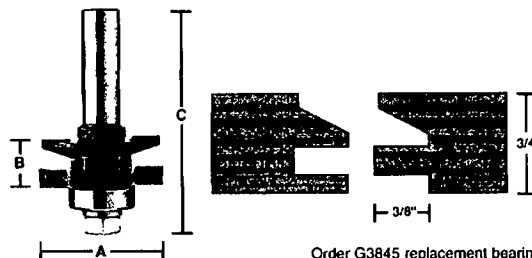
### REVERSIBLE STILE & RAIL - OGEE with Guide Bearing



Order G3845 replacement bearing.

1/2" SHANK				
MODEL	CUTTER DIA. A	CUTTING LENGTH B	OVERALL LENGTH C	PRICE
C1652	1-5/8"	13/16"	2-7/8"	\$49.95

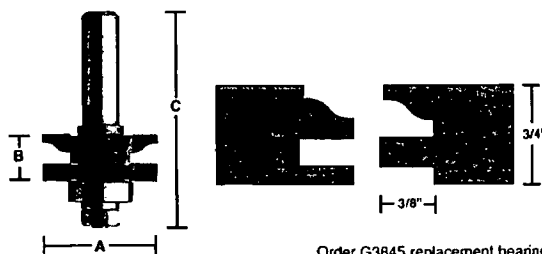
### REVERSIBLE STILE & RAIL - BEVELED with Guide Bearing



Order G3845 replacement bearing.

1/2" SHANK				
MODEL	CUTTER DIA. A	CUTTING LENGTH B	OVERALL LENGTH C	PRICE
C1653	1-5/8"	13/16"	2-7/8"	\$49.95

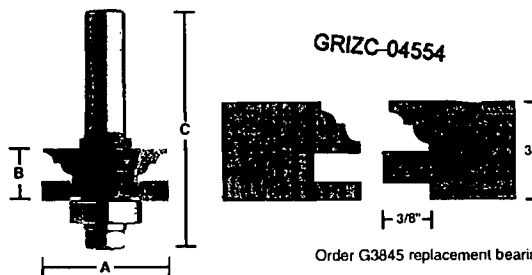
### REVERSIBLE STILE & RAIL - ROMAN OGEE with Guide Bearing



Order G3845 replacement bearing.

1/2" SHANK				
MODEL	CUTTER DIA. A	CUTTING LENGTH B	OVERALL LENGTH C	PRICE
C1392	1-5/8"	13/16"	2-7/8"	\$49.95

### REVERSIBLE STILE & RAIL - CLASSICAL with Guide Bearing



Order G3845 replacement bearing.

1/2" SHANK				
MODEL	CUTTER DIA. A	CUTTING LENGTH B	OVERALL LENGTH C	PRICE
C1654	1-5/8"	13/16"	2-7/8"	\$49.95

**CALL 24 HOURS A DAY FROM ANYWHERE IN THE U.S.A. 1-800-523-4777**

**333**

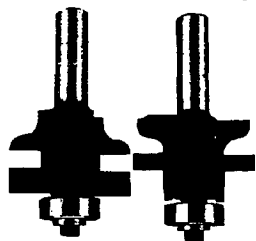
## INDUSTRIAL QUALITY CARBIDE TIPPED ROUTER BITS

MADE IN ISO 9002  
RATED FACTORY

**BUY 10 OR MORE ROUTER BITS OR SHAPER CUTTERS AND DEDUCT 10%**  
ROUTER BITS SHOWN AT APPROXIMATELY 50% SCALE

### CARBIDE TIPPED STILE & RAIL SETS — 2-PIECE

The redesigned Grizzly® brand Stile and Rail sets have been enlarged to add strength, increase rim speed and cutting surface, which makes for a smoother finish and longer life. Save set-up time by using 2 routers. Comes with bearing guides. A template must be used for shaping irregular stock.



*Note: These bits are much larger and have thicker carbide than others currently on the market!*

### STILE & RAIL SET - CLASSICAL

2 Flutes

Classic Greco-Roman styling makes this two-piece Stile and Rail Set an outstanding choice for traditional raised panel designs. Scaled for 3/4" to 1" thick door frames. We recommend using a 3 H.P. router with these bits.



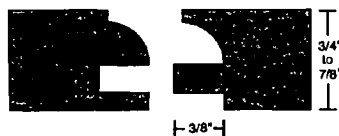
Order G3845 replacement bearing.

1/2" SHANK				
MODEL	CUTTER DIA. A	CUTTING LENGTH B	OVERALL LENGTH C	PRICE
C1651	1-3/4"	1-1/8"	3-1/8"	\$99.95

### STILE & RAIL SET - QUARTER ROUND

2 Flutes

A favorite for contemporary styled cabinetry, this Stile and Rail set is perfect for 3/4" to 1" thick door frames. A 3 H.P. router is recommended for use with these bearing-guided bits.



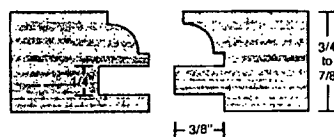
Order G3845 replacement bearing.

1/2" SHANK				
MODEL	CUTTER DIA. A	CUTTING LENGTH B	OVERALL LENGTH C	PRICE
C1393	1-3/4"	1-1/8"	3-1/8"	\$99.95

### STILE & RAIL SET - QUARTER BEAD

2 Flutes

A more-traditional version of the popular Quarter Round design. Scaled for 3/4" to 1" thick door frames. A 3 H.P. router is advised for use with this set.



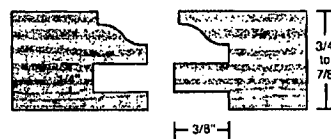
Order G3845 replacement bearing.

1/2" SHANK				
MODEL	CUTTER DIA. A	CUTTING LENGTH B	OVERALL LENGTH C	PRICE
C1394	1-3/4"	1-1/8"	3-1/8"	\$99.95

### STILE & RAIL SET - ROMAN OGEE

2 Flutes

Another classic design, influenced by the Romanesque architectural style. For 3/4" to 1" thick door frames. We recommend using a 3 H.P. router with these bits.



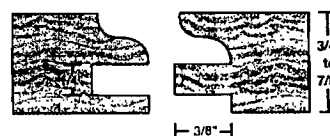
Order G3845 replacement bearing.

1/2" SHANK				
MODEL	CUTTER DIA. A	CUTTING LENGTH B	OVERALL LENGTH C	PRICE
C1395	1-3/4"	1-1/8"	3-1/8"	\$99.95

### STILE & RAIL SET - OGEE

2 Flutes

Prominent in Gothic architecture, the smooth flowing lines of the Ogee makes it ideal for a wide range of cabinet styles. For 3/4" to 1" thick door frames. 3 H.P. router recommended.



Order G3845 replacement bearing.

1/2" SHANK				
MODEL	CUTTER DIA. A	CUTTING LENGTH B	OVERALL LENGTH C	PRICE
C1396	1-3/4"	1-1/8"	3-1/8"	\$99.95

GRIZC-04555

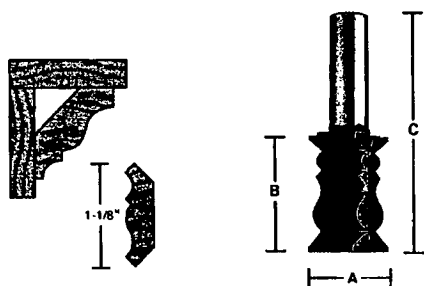
MADE IN ISO 9002  
RATED FACTORY

# INDUSTRIAL QUALITY CARBIDE TIPPED ROUTER BITS

BUY 10 OR MORE ROUTER BITS OR SHAPER CUTTERS AND DEDUCT 10%  
ROUTER BITS SHOWN AT APPROXIMATELY 50% SCALE

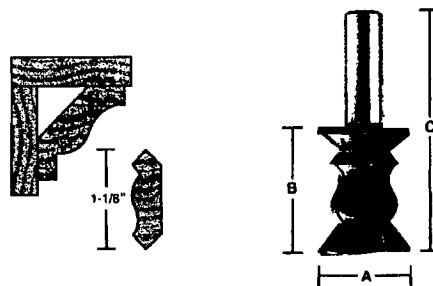
**Grizzly®**  
ROUTER BITS

## CROWN MOULDING BIT



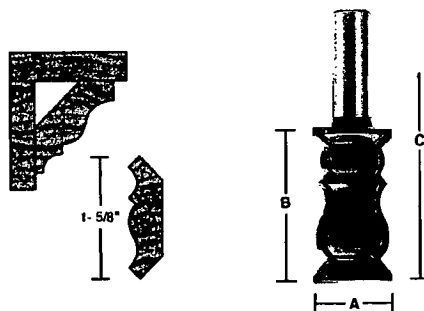
1/2" SHANK				
MODEL	CUTTER DIA. A	CUTTING LENGTH B	OVERALL LENGTH C	PRICE
C1522	1-1/8"	1-1/2"	3"	\$29.95

## CROWN MOULDING BIT



1/2" SHANK				
MODEL	CUTTER DIA. A	CUTTING LENGTH B	OVERALL LENGTH C	PRICE
C1525	1-1/8"	1-1/2"	3"	\$29.95

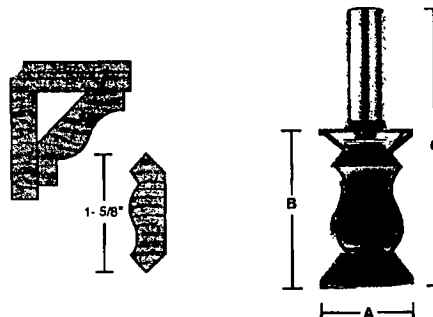
## CROWN MOULDING BIT



GRIZC-04556

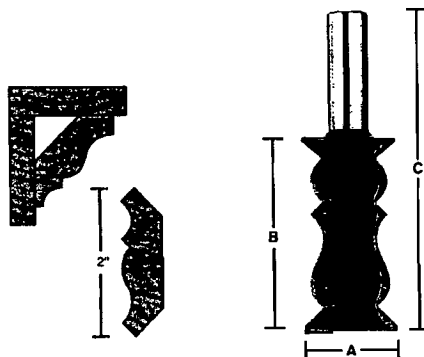
1/2" SHANK				
MODEL	CUTTER DIA. A	CUTTING LENGTH B	OVERALL LENGTH C	PRICE
C1521	1-1/8"	1-7/8"	3-3/8"	\$34.95

## CROWN MOULDING BIT



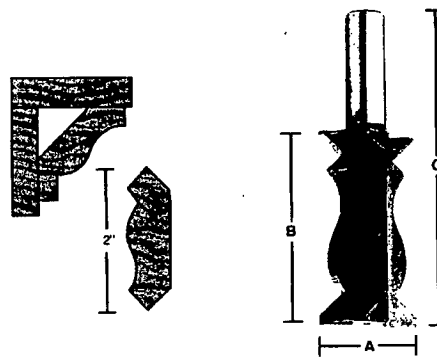
1/2" SHANK				
MODEL	CUTTER DIA. A	CUTTING LENGTH B	OVERALL LENGTH C	PRICE
C1524	1-1/8"	1-7/8"	3-3/8"	\$34.95

## CROWN MOULDING BIT



1/2" SHANK				
MODEL	CUTTER DIA. A	CUTTING LENGTH B	OVERALL LENGTH C	PRICE
C1520	1-3/16"	2-1/4"	3-3/4"	\$38.95

## CROWN MOULDING BIT



1/2" SHANK				
MODEL	CUTTER DIA. A	CUTTING LENGTH B	OVERALL LENGTH C	PRICE
C1523	1-3/16"	2-1/4"	3-3/4"	\$38.95

CALL 24 HOURS A DAY FROM ANYWHERE IN THE U.S.A. 1-800-523-4777

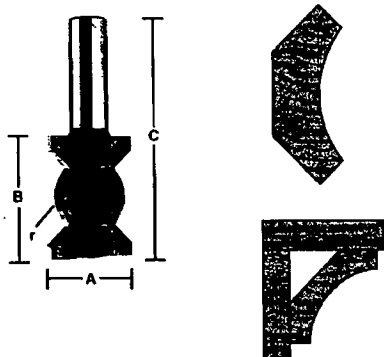
## INDUSTRIAL QUALITY CARBIDE TIPPED ROUTER BITS

MADE IN ISO 9002  
RATED FACTORY

**BUY 10 OR MORE ROUTER BITS OR SHAPER CUTTERS AND DEDUCT 10%**  
ROUTER BITS SHOWN AT APPROXIMATELY 50% SCALE

### COVE MOULDING BITS

This assortment of Cove Moulding router bits gives you the ability to mill your own full-scale trim with your router.

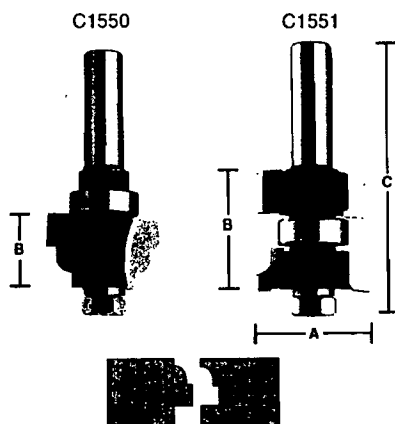


1/2" SHANK					
MODEL	CUTTER DIA. A	CUTTING LENGTH B	OVERALL LENGTH C	RADIUS R	PRICE
C1529	7/8"	1-1/2"	3"	1/2"	\$24.95
C1528	1"	1-5/8"	3-1/8"	3/4"	\$29.95
C1527	1-1/8"	1-7/8"	3-3/8"	1-3/16"	\$34.95
C1526	1-1/8"	2-1/4"	3-3/4"	1-7/8"	\$38.95

### WINDOW SASH SET

Bead with Guide Bearing

Bead style Window and Sash sets are made with the same quality as our Ogee set. Another classic profile!




**2-Piece Set C1552 \$89.95**  
Save by ordering as a set!

Order G3845 replacement bearing.

1/2" SHANK				
MODEL	CUTTER DIA. A	CUTTING LENGTH B	OVERALL LENGTH C	PRICE
C1550	1-1/2"	7/8"	3-1/4"	\$49.95
C1551	1-1/2"	1-3/8"	3-1/4"	\$49.95

### REPLACEMENT BEARINGS (ROUTER BITS)

These high quality Router Bit Bearings stand up to heavy use and can be used with other manufacturer's bits. Some of our bits can use different size bearings so check this out carefully.

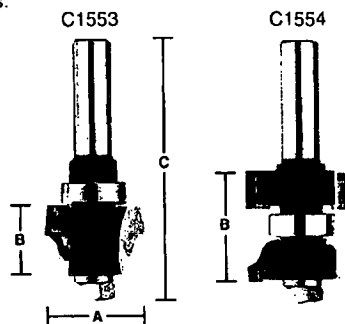


MODEL	SIZE	PRICE
G3845	22mm x 8mm	\$6.95
G3846	3/8" x 3/16"	\$4.95
G3847	1/2" x 3/16"	\$4.95
G3848	16mm x 5mm	\$5.95
G3849	19mm x 5mm	\$5.95
G3850	35mm x 17mm	\$8.95
G3851	10mm x 5mm	\$4.95
G3852	3/4" x 1/4"	\$5.95
G3853	3/4" x 1/2"	\$10.95
G3854	5/8" x 1/4"	\$5.95
G3855	13mm x 5mm	\$5.50
G3856	1/2" x 1/4"	\$5.50
G3858	28mm x 8mm	\$5.95

### WINDOW SASH SET

Ogee with Guide Bearing

Customize your home with these classic Ogee style window and sash cutters.



**2-Piece Set C1555 \$89.95**  
Save by ordering as a set!

Order G3845 replacement bearing.

1/2" SHANK				
MODEL	CUTTER DIA. A	CUTTING LENGTH B	OVERALL LENGTH C	PRICE
C1553	1-1/2"	7/8"	3-1/4"	\$49.95
C1554	1-1/2"	1-3/8"	3-1/4"	\$49.95

MADE IN ISO 9002  
RATED FACTORY

## INDUSTRIAL QUALITY CARBIDE TIPPED ROUTER BITS

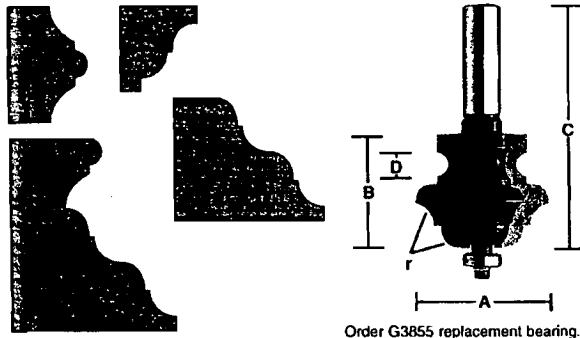
BUY 10 OR MORE ROUTER BITS OR SHAPER CUTTERS AND DEDUCT 10%  
ROUTER BITS SHOWN AT APPROXIMATELY 50% SCALE

**Grizzly®**  
ROUTER BITS

### ANTI-KICKBACK MULTIFORM BIT

With Guide Bearing

Beautiful mouldings and patterns are limited only by your imagination. This carbide-tipped bit produces wonderful custom work!



1/2" SHANK					
MODEL	CUTTER DIA. A	CUTTING LENGTH B	SHANK LENGTH C	BEAD DIA. D	RADIUS R
C1791	1-3/4"	1-1/2"	1-1/2"	3/8"	9/32"
					PRICE
					\$39.95

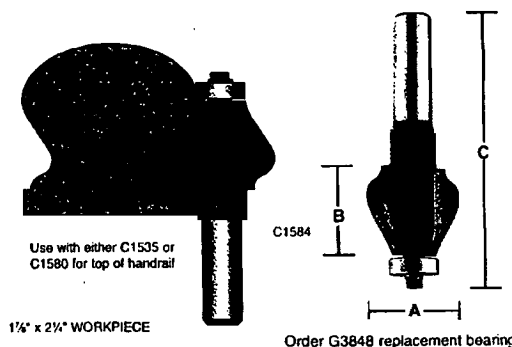
### HANDRAIL BIT SETS

We developed two router bit sets for making handrails with your 3 H.P. router. These bits are a must if your job calls for curved handrails or custom handrail fittings. These bits may also be used separately to create decorative mouldings and trim. Complete with guide bearing. Mix and match bits for the look you want!



### OPTIONAL FINGER GRIP

With Guide Bearing



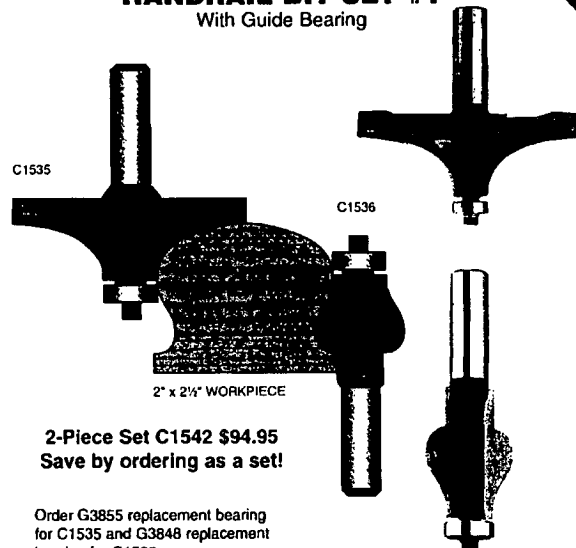
Use with either C1535 or C1580 for top of handrail

1/4" x 2 1/4" WORKPIECE

1/2" SHANK				
MODEL	CUTTER DIA. A	CUTTING LENGTH B	OVERALL LENGTH C	PRICE
C1584	1-1/4"	1-1/2"	3-1/4"	\$39.95

### HANDRAIL BIT SET #1

With Guide Bearing



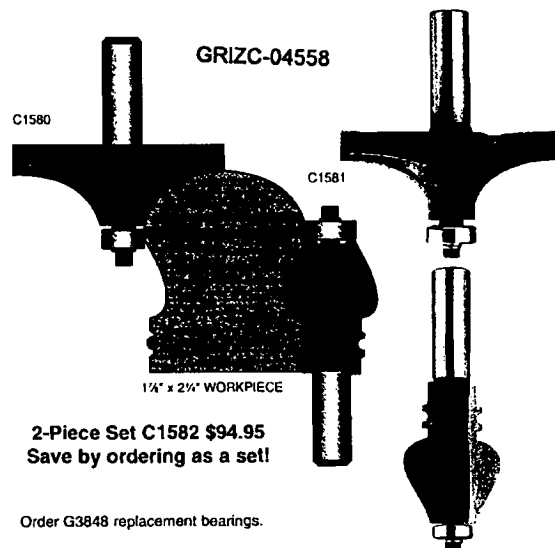
2-Piece Set C1542 \$94.95  
Save by ordering as a set!

Order G3855 replacement bearing for C1535 and G3848 replacement bearing for C1536.

1/2" SHANK				
MODEL	CUTTER DIA. A	CUTTING LENGTH B	OVERALL LENGTH C	PRICE
C1535	3-1/8"	1-1/8"	3"	\$59.95
C1536	1-1/8"	1-1/2"	3-1/4"	\$39.95

### HANDRAIL BIT SET #2

With Guide Bearing



2-Piece Set C1582 \$94.95  
Save by ordering as a set!

Order G3848 replacement bearings.

1/2" SHANK				
MODEL	CUTTER DIA. A	CUTTING LENGTH B	OVERALL LENGTH C	PRICE
C1580	2-3/4"	1-1/8"	3"	\$59.95
C1581	1-1/4"	1-1/2"	3-1/4"	\$39.95

CALL 24 HOURS A DAY FROM ANYWHERE IN THE U.S.A. 1-800-523-4777

337

## SUPER-DUTY MICRO GRAIN CARBIDE TIPPED ROUTER BITS

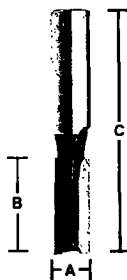
**BUY 10 OR MORE ROUTER BITS OR SHAPER CUTTERS AND DEDUCT 10%**  
ROUTER BITS SHOWN AT APPROXIMATELY 50% SCALE

MADE IN ISO 9002  
RATED FACTORY

Sometimes you want the best money can buy; sometimes your project requires you to use the best router bits made. If so, these router bits fit the bill!

Starting with a better quality steel for the bodies (SAE4140), we heat treat them to the appropriate hardness and apply K10 micro grain carbide. We then precision grind the blades to 800 grit (using the wet grinding process) so that they are razor sharp and then finish them with a baked on metallic paint. These router bits are made for us and to our exacting specifications in an ISO 9002 rated factory.

**TRY ONE - AND SEE FOR YOURSELF!**

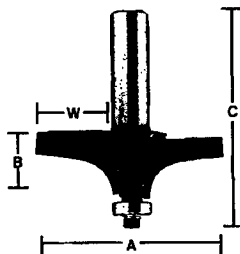


### DOUBLE FLUTED STRAIGHT BITS

Used for cutting dadoes, rabbets, circles and other general purpose routing. Can be used in solid wood, plywood, certain plastics and laminated material. Use shortest length (B) for work to be done.



1/4" SHANK				
MODEL	CUTTER DIA. A	CUTTING LENGTH B	OVERALL LENGTH C	PRICE
C1001Z	1/4"	3/4"	2"	\$9.95
C1002Z	5/16"	11/16"	2"	\$9.95
C1003Z	3/8"	3/4"	2"	\$9.95
C1004Z	1/2"	3/4"	2"	\$10.95
C1005Z	5/8"	11/16"	2"	\$12.95
C1006Z	3/4"	3/4"	2"	\$14.95
C1007Z	1"	3/4"	2"	\$17.95
1/2" SHANK				
MODEL	CUTTER DIA. A	CUTTING LENGTH B	OVERALL LENGTH C	PRICE
C1008Z	1/4"	3/4"	2-1/2"	\$9.95
C1009Z	5/16"	3/4"	2-1/2"	\$9.95
C1010Z	3/8"	3/4"	2-1/2"	\$9.95
C1011Z	1/2"	1-3/16"	3"	\$10.95
C1012Z	1/2"	2"	3-3/4"	\$22.95
C1013Z	5/8"	1-1/8"	2-5/8"	\$12.95
C1014Z	5/8"	2-3/8"	4"	\$22.95
C1015Z	3/4"	1-1/8"	2-5/8"	\$17.95
C1016Z	3/4"	1-7/8"	3-1/2"	\$22.95
C1017Z	1"	1-1/8"	2-5/8"	\$17.95



### GIANT THUMBNAIL BIT with Guide Bearing

GRIZC-04559


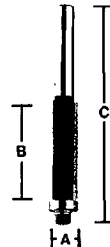


Order G3855 replacement bearing.

1/2" SHANK				
MODEL	CUTTER DIA. A	CUTTING LENGTH B	OVERALL LENGTH C	PRICE
C1371Z	2-1/2"	3/4"	2-5/8"	\$59.95

### FLUSH TRIMMING BITS

with Guide Bearing




Order G3846 replacement bearing for C1079Z.  
Order G3855 replacement bearing for C1080Z.  
Order G3855 replacement bearing for C1082Z.  
Order G3848 replacement bearing for C1083Z.

1/4" SHANK				
MODEL	CUTTER DIA. A	CUTTING LENGTH B	OVERALL LENGTH C	PRICE
C1079Z	3/8"	1-3/16"	2-3/4"	\$11.95
C1080Z	1/2"	1-3/16"	2-3/4"	\$11.95
1/2" SHANK				
MODEL	CUTTER DIA. A	CUTTING LENGTH B	OVERALL LENGTH C	PRICE
C1082Z	1/2"	1-3/16"	3-1/4"	\$11.95
C1083Z	5/8"	1-3/16"	3"	\$12.95

### SHEAR CUT FLUSH TRIM BITS

with Guide Bearing

Shearing action provides smooth face finishing. No lifting of laminate and less taxing on router.



Cutting edge is angled



Order G3855 replacement bearing.

1/4" SHANK				
MODEL	CUTTER DIA. A	CUTTING LENGTH B	OVERALL LENGTH C	PRICE
C1353Z	1/2"	1-3/16"	2-3/4"	\$17.95
1/2" SHANK				
MODEL	CUTTER DIA. A	CUTTING LENGTH B	OVERALL LENGTH C	PRICE
C1354Z	1/2"	1-3/16"	3-1/4"	\$17.95

### KEYHOLE BITS

Single Flute

Used for wall mounting clocks, pictures and other hanging items. Also used for T-slots.



1/4" SHANK				
MODEL	CUTTER DIA. A	CUTTING LENGTH B	OVERALL LENGTH C	PRICE
C1358Z	1/2"	1/2"	2"	\$15.95
C1359Z	3/8"	1/2"	2"	\$15.95

MADE IN ISO 9002  
RATED FACTORY

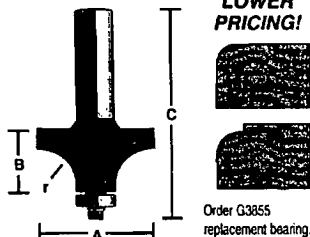
# **SUPER-DUTY** **MICRO GRAIN CARBIDE TIPPED ROUTER BITS** **BUY 10 OR MORE ROUTER BITS OR SHAPER CUTTERS AND DEDUCT 10%** ROUTER BITS SHOWN AT APPROXIMATELY 50% SCALE

**Grizzly®**  
**SUPER-DUTY**  
**ROUTER BITS**

## **ANTI-KICKBACK ROUNDOVER BITS**

with Guide Bearing

Roundover bits are used to make quarter rounds of various radii. Also used to soften edges, especially if making anything a child would use. Everyone needs a drawer full of these. So many uses we can't list them all.

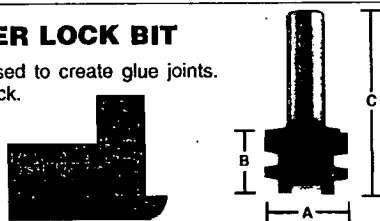


1/4" SHANK					
MODEL #	CUTTER DIA. A	CUTTING LENGTH B	OVERALL LENGTH C	ANGLE ST	PRICE
C1713Z	5/8"	3/8"	2"	1/16"	\$17.95
C1714Z	7/8"	3/8"	2"	1/8"	\$17.95
C1715Z	7/8"	3/8"	2"	3/16"	\$17.95
C1716Z	1"	1/2"	2"	1/4"	\$19.95
C1717Z	1-1/8"	1/2"	2-1/8"	5/16"	\$19.95
C1718Z	1-1/4"	5/8"	2-1/4"	3/8"	\$21.95
C1719Z	1-1/2"	5/8"	2-3/8"	1/2"	\$24.95

1/2" SHANK					
MODEL #	CUTTER DIA. A	CUTTING LENGTH B	OVERALL LENGTH C	ANGLE ST	PRICE
C1720Z	3/4"	3/8"	2-1/4"	1/8"	\$17.95
C1721Z	7/8"	3/8"	2-1/4"	3/16"	\$17.95
C1722Z	1"	1/2"	2-1/4"	1/4"	\$18.95
C1723Z	1-1/8"	1/2"	2-3/8"	5/16"	\$19.95
C1724Z	1-1/4"	5/8"	2-1/2"	3/8"	\$21.95
C1725Z	1-1/2"	3/4"	2-5/8"	1/2"	\$24.95

## **DRAWER LOCK BIT**

Can also be used to create glue joints. Ideal for 1/2" stock.

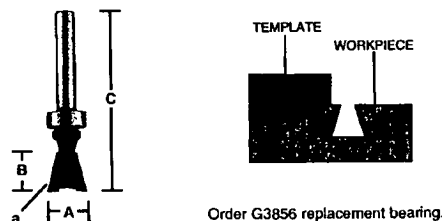


1/2" SHANK				
MODEL #	CUTTER DIA. A	CUTTING LENGTH B	OVERALL LENGTH C	PRICE
C1330Z	1-1/16"	3/4"	2-1/4"	\$59.95

## **1/2" DOVETAIL PATTERN BIT**

with Guide Bearing

For use when template is on top of the workpiece. Works well for sliding dovetails.

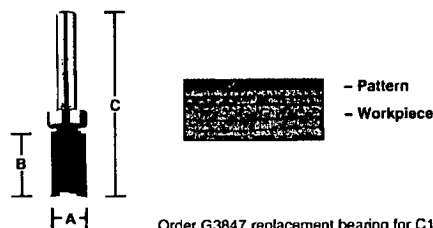


1/4" SHANK					
MODEL #	CUTTER DIA. A	CUTTING LENGTH B	OVERALL LENGTH C	ANGLE ST	PRICE
C1660Z	1/2"	1/2"	2-1/4"	14°	\$19.95

## **PATTERN CUTTING BITS**

with Upper Guide Bearing

These are used when cutting duplicate models from a pattern. Bearing above cutter makes it easy to use. If you want to rout fast, you need one of these!




1/4" SHANK					
MODEL #	CUTTER DIA. A	CUTTING LENGTH B	OVERALL LENGTH C	ANGLE ST	PRICE
C1306Z	1/2"	3/4"	2-1/4"		\$22.95
C1308Z	3/4"	3/4"	2-1/4"		\$27.95

1/2" SHANK					
MODEL #	CUTTER DIA. A	CUTTING LENGTH B	OVERALL LENGTH C	ANGLE ST	PRICE
C1309Z	3/4"	1"	2-1/2"		\$29.95
C1310Z	1-1/8"	1-1/8"	3"		\$33.95

## **DOVETAIL BITS**

Used in the production of dovetail joints for drawers and fine furniture. Suitable for routing wood, laminates, plywood and composition paneling.



1/4" SHANK					
MODEL #	CUTTER DIA. A	CUTTING LENGTH B	OVERALL LENGTH C	ANGLE ST	PRICE
C1068Z	3/8"	3/8"	1-3/4"	8°	\$8.95
C1069Z	1/2"	1/2"	1-3/4"	14°	\$8.95

1/2" SHANK					
MODEL #	CUTTER DIA. A	CUTTING LENGTH B	OVERALL LENGTH C	ANGLE ST	PRICE
C1074Z	1/2"	1/2"	2-1/4"	14°	\$8.95
C1076Z	3/4"	3/4"	2-1/2"	14°	\$12.95
C1077Z	1"	1-1/8"	2-3/4"	14°	\$16.95

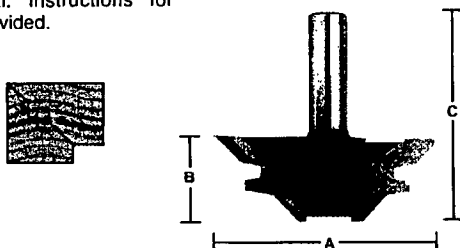
CALL 24 HOURS A DAY FROM ANYWHERE IN THE U.S.A. 1-800-523-4777

**SUPER-DUTY  
MICRO GRAIN CARBIDE TIPPED ROUTER BITS**  
BUY 10 OR MORE ROUTER BITS OR SHAPER CUTTERS AND DEDUCT 10%  
ROUTER BITS SHOWN AT APPROXIMATELY 50% SCALE

MADE IN ISO 9002  
RATED FACTORY

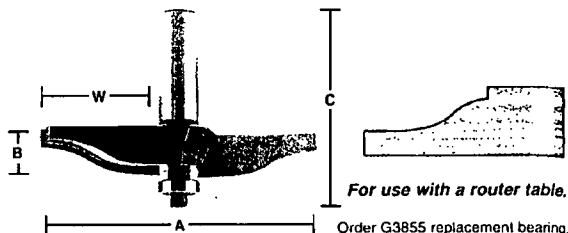
**CORNER LOCK MITER BIT**

Used for making 90° corner joints in wood for 1/16" to 1" material. Instructions for use provided.



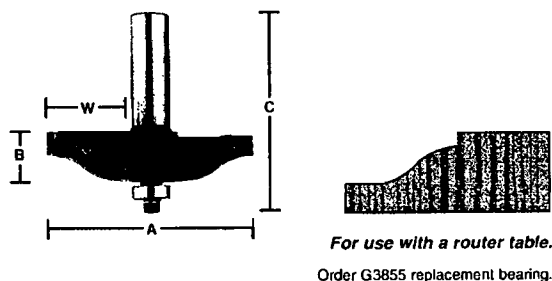
1/2" SHANK				
MODEL	CUTTER DIA. A	CUTTING LENGTH B	OVERALL LENGTH C	PRICE
C1331Z	3"	1"	2-1/2"	\$79.95

**OGEE BIT**  
with Guide Bearing



1/2" SHANK					
MODEL	CUTTER DIA. A	CUTTING LENGTH B	OVERALL LENGTH C	CUTTING WIDTH W	PRICE
C1417Z	3-1/2"	1/2"	2-1/2"	1-1/2"	\$79.95

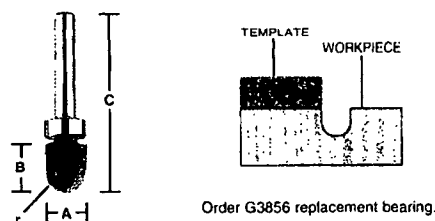
**OGEE BIT**  
with Guide Bearing



1/2" SHANK					
MODEL	CUTTER DIA. A	CUTTING LENGTH B	OVERALL LENGTH C	CUTTING WIDTH W	PRICE
C1401Z	2-5/8"	9/16"	2-1/4"	1-1/16"	\$59.95

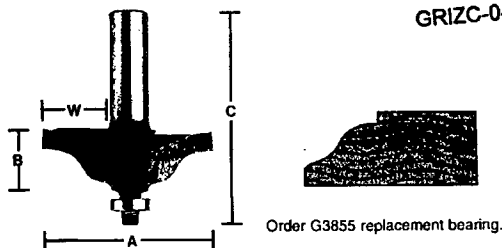
**CORE BOX PATTERN BIT**  
with Guide Bearing

For use when template is on top of workpiece. Makes fluted columns.



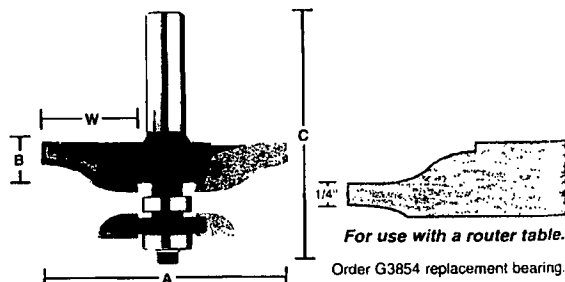
1/4" SHANK					
MODEL	CUTTER DIA. A	CUTTING LENGTH B	OVERALL LENGTH C	RADIUS R	PRICE
C1661Z	1/2"	5/8"	2"	1/4"	\$19.95

**STEPPED OGEE BIT**  
with Guide Bearing



1/2" SHANK					
MODEL	CUTTER DIA. A	CUTTING LENGTH B	OVERALL LENGTH C	CUTTING WIDTH W	PRICE
C1423Z	2-1/4"	3/4"	2-1/2"	13/16"	\$59.95

**OGEE BIT**  
with Bearing Guide



1/2" SHANK					
MODEL	CUTTER DIA. A	CUTTING LENGTH B	OVERALL LENGTH C	CUTTING WIDTH W	PRICE
C1409Z	3-1/8"	9/16"	3"	1-1/4"	\$109.95

GRIZC-04561

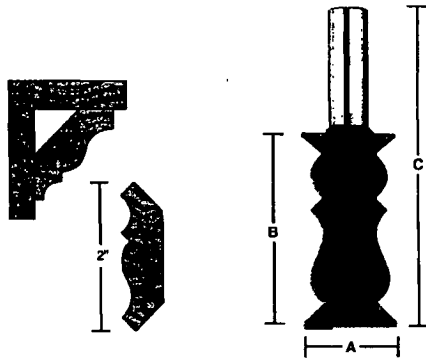


MADE IN ISO 9002  
RATED FACTORY

# **SUPER-DUTY** **MICRO GRAIN CARBIDE TIPPED ROUTER BITS** BUY 10 OR MORE ROUTER BITS OR SHAPER CUTTERS AND DEDUCT 10% ROUTER BITS SHOWN AT APPROXIMATELY 50% SCALE

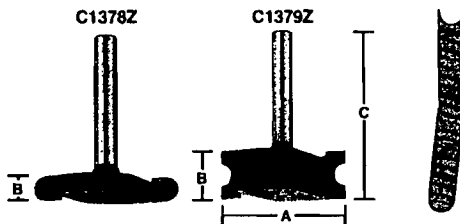
**Grizzly**  
**SUPER-DUTY**  
**ROUTER BITS**

## **CROWN MOULDING BIT**



1/2" SHANK				
MODEL	CUTTER DIA. A	CUTTING LENGTH B	OVERALL LENGTH C	PRICE
C1520Z	1-3/16"	2-1/4"	3-3/4"	\$77.95

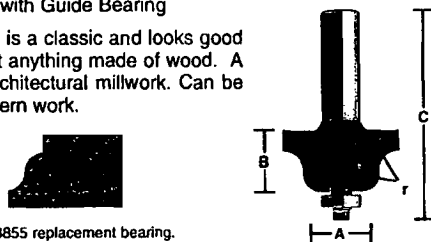
## **FLUTE AND BEAD BITS** (for small boat planking)



1/4" SHANK				
MODEL	CUTTER DIA. A	CUTTING LENGTH B	OVERALL LENGTH C	PRICE
C1378Z	1-1/2"	1/4"	1-3/4"	\$39.95
C1379Z	1-1/2"	1/2"	1-3/4"	\$39.95

## **ANTI-KICKBACK ROMAN OGEE BITS** with Guide Bearing

Ogee design is a classic and looks good on just about anything made of wood. A MUST for architectural millwork. Can be used for pattern work.



Order G3855 replacement bearing.

1/4" SHANK				
MODEL	CUTTER DIA. A	CUTTING LENGTH B	OVERALL LENGTH C	PRICE
C1744Z	1-1/8"	1/2"	2-1/16"	\$29.95
C1745Z	1-1/2"	3/4"	2-1/4"	\$32.95

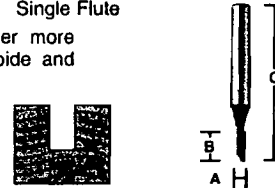
  

1/2" SHANK				
MODEL	CUTTER DIA. A	CUTTING LENGTH B	OVERALL LENGTH C	PRICE
C1746Z	1-1/8"	1/2"	2-1/4"	\$29.95
C1747Z	1-1/2"	3/4"	2-1/2"	\$32.95

## **STRAIGHT BITS**

Single Flute

Single fluted cutters offer more backing behind the carbide and are great for plunging.



1/4" SHANK				
MODEL	CUTTER DIA. A	CUTTING LENGTH B	OVERALL LENGTH C	PRICE
C1460Z	1/8"	3/8"	1-7/8"	\$8.95
C1462Z	3/16"	3/8"	1-7/8"	\$8.95
C1463Z	1/4"	3/4"	2-1/8"	\$9.95

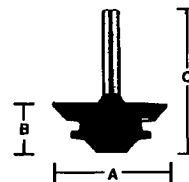
  

1/2" SHANK				
MODEL	CUTTER DIA. A	CUTTING LENGTH B	OVERALL LENGTH C	PRICE
C1465Z	1/4"	3/4"	2-5/8"	\$9.95
C1515Z	3/8"	1"	2-3/4"	\$12.95

## **CORNER LOCK MITER BITS**

Used for making 90° corner joints in wood for 1/2" to 3/4" material. Instructions for use provided.

**GREAT FOR**  
**JEWELRY BOXES**  
**& DRAWERS!**



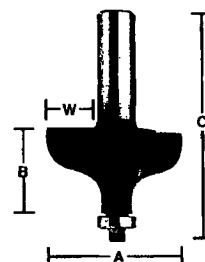
Safety Cutter

1/4" SHANK				
MODEL	CUTTER DIA. A	CUTTING LENGTH B	OVERALL LENGTH C	PRICE
C1711Z	1-5/8"	11/16"	2-1/4"	\$59.95

1/2" SHANK				
MODEL	CUTTER DIA. A	CUTTING LENGTH B	OVERALL LENGTH C	PRICE
C1712Z	1-5/8"	11/16"	2-1/4"	\$59.95

## **OGEE BIT** with Guide Bearing



GRIZC-04562

Order G3855 replacement bearing.

1/2" SHANK				
MODEL	CUTTER DIA. A	CUTTING LENGTH B	OVERALL LENGTH C	PRICE
C1426Z	2"	1"	2-3/4"	\$59.95

CALL 24 HOURS A DAY FROM ANYWHERE IN THE U.S.A. 1-800-523-4777

341

**Grizzly®  
SUPER-DUTY  
ROUTER BITS**

## SUPER DUTY CARBIDE TIPPED ROUTER BITS


MADE IN ISO 9002  
RATED FACTORY

BUY 10 OR MORE ROUTER BITS OR SHAPER CUTTERS AND DEDUCT 10%  
ROUTER BITS SHOWN AT APPROXIMATELY 50% SCALE

**New!**

### ROSETTE CUTTER

Milled from a solid steel blank, these Grizzly® carbide-tipped, 1/2" shank rosette cutters make crisp rosettes in most hardwoods and softwoods. Please note, although these cutters look like oversized router bits, they are too big for normal router speeds and are designed for use with your variable speed drill press or lathe.




MADE IN ISO 9002  
RATED FACTORY

1/2" SHANK		
MODEL	CUTTER DIA.	PRICE
C1768Z	2-1/8"	\$69.95

**New!**

### ROSETTE CUTTER

Milled from a solid steel blank, these Grizzly® carbide-tipped, 1/2" shank rosette cutters make crisp rosettes in most hardwoods and softwoods. Please note, although these cutters look like oversized router bits, they are too big for normal router speeds and are designed for use with your variable speed drill press or lathe.




MADE IN ISO 9002  
RATED FACTORY

1/2" SHANK		
MODEL	CUTTER DIA.	PRICE
C1772Z	2-1/8"	\$69.95

### 3-PC. PLYWOOD STRAIGHT BIT SETS

Make your dados fit better with these straight bits sized for modern plywood. Each set includes: 7/32", 15/32" and 23/32" and wooden box.




**New!**

MODEL	SHANK	PRICE
C1702Z	1/4"	\$32.95
C1703Z	1/2"	\$32.95

### 5-PC. STRAIGHT BIT SETS

Everyone has been after us to put our famous Grizzly® straight bits into a set — and now we have! Each set includes: 1/4", 3/8", 1/2", 5/8" and 3/4" and wooden box.



**New!**

MODEL	SHANK	PRICE
C1700Z	1/4"	\$44.95
C1701Z	1/2"	\$44.95




### 4-PC. ROUNDOVER ANTI-KICKBACK ROUTER BIT SETS

The most popular roundover sizes in one set. Includes: 1/8", 1/4", 3/8" and 1/2". Complete with wooden box.

**New!**

GRIZC-04563

MODEL	SHANK	PRICE
C1780Z	1/4"	\$79.95
C1781Z	1/2"	\$79.95



### 20-PC. ANTI-KICKBACK ROUTER BIT SETS

1/4" set includes: Flush Trim, Roman Ogee, 1/4", 3/8", 1/2", 3/4" Straight, 45° Chamfer, 1/8"r, 1/4"r, 3/8"r Roundover, 1/4", 1/2" Rabbeting, 3/8", 1/2" Dovetail, 1/4"r, 3/8"r Cove, 3/8" Core Box, 3/8" Key-Hole, Panel Bit, 3/8" V-Groove and wooden box. 1/2" set includes: Flush Trim, Roman Ogee, 1/4", 3/8", 1/2", 3/4" Straight, 45° Chamfer, 1/8"r, 1/4"r, 3/8"r Roundover, 1/4", 1/2" Rabbeting, 1/2", 3/4" Dovetail, 1/4"r, 3/8"r Cove, 3/8", 3/4" Core Box, Panel Bit, 3/4" V-Groove and wooden box.

MODEL	SHANK	PRICE
C1782Z	1/4"	\$249.95
C1783Z	1/2"	\$249.95

MADE IN ISO 9002  
RATED FACTORY

## SUPER DUTY CARBIDE TIPPED ROUTER BITS

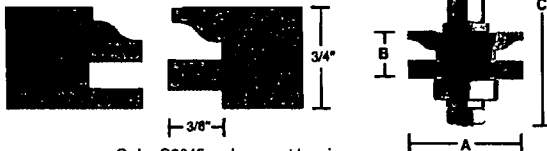
BUY 10 OR MORE ROUTER BITS OR SHAPER CUTTERS AND DEDUCT 10%  
ROUTER BITS SHOWN AT APPROXIMATELY 50% SCALE

**Grizzly®  
SUPER-DUTY  
ROUTER BITS**

### REVERSIBLE STILE & RAIL - ROMAN OGEE

with Guide Bearing

GRIZC-04564




Order G3845 replacement bearing.

1/2" SHANK				
MODEL	CUTTER DIA. A	CUTTING LENGTH B	OVERALL LENGTH C	PRICE
C1392Z	1-5/8"	13/16"	2-7/8"	\$79.95

### RABBETING KITS

Includes Grizzly® carbide rabbeting bit, bearings in 3/8", 1/2", 5/8", and 3/4", hex key and Allen screw. Makes rabbets 1/16", 3/16", 5/16", and 1/4" wide.



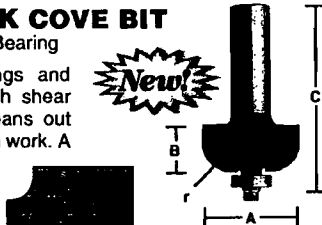
MODEL	SHANK	PRICE
C1669Z	1/4"	\$49.95
C1670Z	1/2"	\$49.95

### ANTI-KICKBACK COVE BIT

with Guide Bearing

Great for making mouldings and accenting case goods. High shear angle cuts smooth and cleans out fast. Can be used for pattern work. A large selection to choose from!


Order G3855 replacement bearing.



1/2" SHANK				
MODEL	CUTTER DIA. A	CUTTING LENGTH B	OVERALL LENGTH C	PRICE
C1743Z	1-1/2"	5/8"	2-1/2"	\$24.95

### CORE BOX BITS


The upshear angle lifts chips up to give a smooth cut with no burning. If you do any veining or fluting, you need these.



1/4" SHANK				
MODEL	CUTTER DIA. A	CUTTING LENGTH B	OVERALL LENGTH C	PRICE
C1229Z	1/4"	3/8"	1-3/4"	\$11.95
C1230Z	3/8"	7/16"	1-3/4"	\$14.95
C1231Z	1/2"	9/16"	1-7/8"	\$17.95

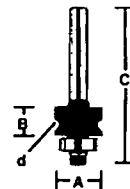
### CORNER BEADING BIT

with Guide Bearing



NOTE:  
Profile shown  
requires 2  
passes.

Order G3855 replacement bearing for 1/4" shank bits.  
Order G3857 replacement bearing for 1/2" shank bits.



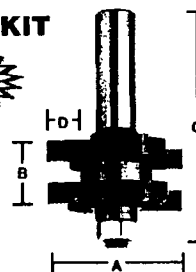
1/4" SHANK					
MODEL	CUTTER DIA. A	CUTTING LENGTH B	OVERALL LENGTH C	BEAD DIA. D	PRICE
C1545Z	3/4"	1/2"	2"	1/4"	\$26.95

### TONGUE & GROOVE KIT

Kit includes: Arbor, 2 cutters, 2 bearings and shim set.



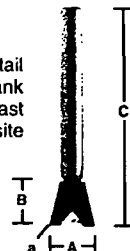
Tongue & Groove Kit  
MODEL C1665  
ONLY \$47.95



1/2" SHANK					
MODEL	CUTTER DIA. A	CUTTING LENGTH B	OVERALL LENGTH C	CUTTING DEPTH D	PRICE
C1665Z	1-3/4"	3/4"	3"	7/16"	\$79.95

### DOVETAIL JIG BITS

These bits are especially made for use in dovetail fixtures and jigs. They have an extended shank length and a high rake angle for smooth, fast routing in all types of wood and wood composite material.

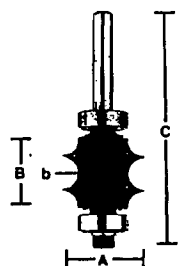


1/4" SHANK					
MODEL	CUTTER DIA. A	CUTTING LENGTH B	OVERALL LENGTH C	ANGLE D	PRICE
C1431Z	1/2"	5/8"	2-5/8"	8°	\$21.95
C1432Z	1/2"	1/2"	2-1/4"	15°	\$21.95

### MULTIPLE BEADING BIT

with Two Guide Bearings

Makes attractive beaded moulding in single or multiple passes.



1/4" SHANK					
MODEL	CUTTER DIA. A	CUTTING LENGTH B	OVERALL LENGTH C	BEAD DIA. D	PRICE
C1342Z	15/16"	7/8"	2-3/4"	3/8"	\$49.95

CALL 24 HOURS A DAY FROM ANYWHERE IN THE U.S.A. 1-800-523-4777

# RUB COLLARS

## RUB COLLARS

INCREASE YOUR SHAPER'S VERSATILITY WITH OUR RUB COLLARS!

If you do any kind of irregular shaping, these rub collars are a must! Rub collars are used for shaping curved work such as cathedral doors as well as many custom shapes. They are also used for limiting the depth of cut (same principal as router bits with guide bearings). Use them below, in between or above cutters.

OUR RUB COLLARS FEATURE HIGH-QUALITY SHIELDED BALL BEARINGS



## RUB COLLAR SETS

### 1/2" SET (4 PC. SET)

Consists of: G1779, G1780, G1781, G1881

MODEL G3357 ONLY \$39<sup>95</sup>

### 3/4" SET "A" (5 PC. SET)

Consists of: G1782, G1884, G1885, G1886, G1784 and (2) G2449 straight bushings

MODEL G3362 ONLY \$84<sup>95</sup>

### 3/4" SET "B" (5 PC. SET)

Consists of: G3129, G3130, G3131, G3132, G3133 and (2) G2449 straight bushings

MODEL G3363 ONLY \$99<sup>95</sup>

MODEL	INSIDE DIA.	OUTSIDE DIA.	PRICE
G1779	1/2"	1 1/8"	\$8.95
G1780	1/2"	1 1/4"	\$9.95
G1781	1/2"	1 3/8"	\$12.95
G1881	1/2"	1 1/2"	\$13.95

G1782	3/4"	1 3/8"	\$15.95
G1783	3/4"	1 1/16"	\$17.95
G1882	3/4"	1 3/4"	\$17.95
G1883	3/4"	1 7/32"	\$17.95
G1884	3/4"	1 7/8"	\$17.95
G1885	3/4"	2"	\$18.95
G1886	3/4"	2 1/8"	\$18.95
G3366	3/4"	2 1/16"	\$18.95
G1784	3/4"	2 3/16"	\$19.95
G3129	3/4"	2 1/4"	\$19.95
G3130	3/4"	2 3/16"	\$19.95
G3131	3/4"	2 3/8"	\$22.95
G3132	3/4"	2 1/16"	\$22.95

MODEL	INSIDE DIA.	OUTSIDE DIA.	PRICE
G3133	3/4"	2 1/2"	\$23.95
G3134	3/4"	2 3/16"	\$23.95
G1887	3/4"	2 3/8"	\$24.95
G3135	3/4"	2 11/16"	\$25.95
G3136	3/4"	2 3/4"	\$25.95
G3137	3/4"	2 13/16"	\$25.95
G3138	3/4"	2 7/8"	\$25.95
G1785	3/4"	2 15/16"	\$25.95

G1786	1 1/4"	2 1/4"	\$24.95
G1787	1 1/4"	2 1/2"	\$28.50
G1788	1 1/4"	2 3/4"	\$28.50
G1789	1 1/4"	3"	\$28.95
G1790	1 1/4"	3 1/4"	\$28.95
G1888	1 1/4"	3 3/8"	\$29.95
G1791	1 1/4"	3 1/2"	\$31.50
G1792	1 1/4"	4"	\$32.95

## BUSHINGS

These bushings are absolutely indispensable when working with shaper cutters. Cheaper by the set!

BUY 3 OR MORE AND RECEIVE 10% OFF



### T-BUSHINGS

MODEL	I.D. x O.D. x H.T.	PRICE
G2444	1/2" x 3/4" x 5/16"	\$2.25
G2445	3/4" x 1" x 1/32"	\$3.50
G2446	3/4" x 1 1/4" x 3/8"	\$3.50
G2447	1" x 1 1/4" x 25/64"	\$3.50



### STRAIGHT BUSHINGS

MODEL	I.D. x O.D.	PRICE
G2449	1/2" x 3/4"	\$2.25
G2450	3/4" x 1"	\$2.50
G2451	3/4" x 1 1/4"	\$2.75
G2452	1" x 1 1/4"	\$2.75



### LONG T-BUSHINGS

MODEL	I.D. x O.D.	PRICE
G3141	1" x 1 1/4"	\$5.95
G3142	3/4" x 1 1/4"	\$5.95
G3143	3/4" x 1"	\$5.49
G3144	1/2" x 3/4"	\$4.95



### DOUBLE T-BUSHINGS

MODEL	I.D. x O.D.	PRICE
G3145	1" x 1 1/4"	\$4.49
G3146	3/4" x 1 1/4"	\$4.49
G3147	3/4" x 1"	\$4.29
G3148	1/2" x 3/4"	\$4.00

## SPACERS

GRIZC-04565

BUY 3 OR MORE AND RECEIVE 10% OFF



Spacers allow you to position your shaper cutter or cutters anywhere on the spindle. Use them between cutters or stack them above the cutter to bear against the spindle nut. Every shaper owner needs a set of these on hand.

1/2" x 1" FOR 1/2" SPINDLES

MODEL	I.D. x O.D. x HT.	PRICE
G2454	1/2" x 1" x 1/4"	\$2.25
G2455	1/2" x 1" x 3/8"	\$2.25
G2456	1/2" x 1" x 1/2"	\$2.50
G2457	1/2" x 1" x 3/4"	\$2.75
G2458	1/2" x 1" x 1"	\$2.95

3/4" x 1 1/4" FOR 3/4" SPINDLES

MODEL	I.D. x O.D. x HT.	PRICE
G2460	3/4" x 1 1/4" x 1/4"	\$2.95
G2461	3/4" x 1 1/4" x 3/8"	\$2.95
G2462	3/4" x 1 1/4" x 1/2"	\$3.25
G2463	3/4" x 1 1/4" x 3/4"	\$3.25
G2464	3/4" x 1 1/4" x 1"	\$3.25


1" x 1 1/2" FOR 1" SPINDLES

MODEL	I.D. x O.D. x HT.	PRICE
G2466	1" x 1 1/2" x 1/4"	\$3.49
G2467	1" x 1 1/2" x 3/8"	\$3.49
G2468	1" x 1 1/2" x 1/2"	\$3.49
G2469	1" x 1 1/2" x 3/4"	\$3.75
G2470	1" x 1 1/2" x 1"	\$3.95

1 1/4" x 1 3/4" FOR 1 1/4" SPINDLES

MODEL	I.D. x O.D. x HT.	PRICE
G2472	1 1/4" x 1 3/4" x 1/4"	\$4.25
G2473	1 1/4" x 1 3/4" x 3/8"	\$4.25
G2474	1 1/4" x 1 3/4" x 1/2"	\$4.25
G2475	1 1/4" x 1 3/4" x 3/4"	\$4.49
G2476	1 1/4" x 1 3/4" x 1"	\$4.75

## GRIZZLY® INDUSTRIAL SPIRAL CUTTERHEADS



**New!**

**9 Spirals!**



Spiral cutterheads reduce tearout and leave a finish that is second to none. Our Spiral Cutterheads have 9 spirals which result in an incredible finish! The indexable inserts have four cutting sides so the edges can be rotated, and only where chipped or dulled, resulting in very little down time and huge savings over conventional carbide cutters. The solid carbide inserts we use are extra thick and heavy-duty.

**TRY ONE - YOU'LL BE AMAZED!**

MODEL	DIAMETER	BORE	HEIGHT	PRICE
H2875	4"	1 1/4"	2"	\$139.95
H2876	4"	1 1/4"	3 1/8"	\$199.95
H2877	4"	1 1/4"	4"	\$259.95
H2878	4"	1 1/4"	5 1/8"	\$329.95
H2879	4"	1 1/4"	5 1/2"	\$399.95
H2880	Carbide Insert			EA \$2.45



## MOULDING HEAD SYSTEM

Have you priced milled trim stock lately? If you have a shaper, you can create an amazing selection of contemporary and traditional casings, door mouldings, window trim and more — for a fraction of lumber yard costs.

Our Moulding Head System allows you to choose from a wide variety of precision-ground cutter patterns for use in these CNC-machined, aircraft aluminum cutterheads.

The 2" moulding head accepts all 2" knives and works on shapers such as our G1035 with 3/4" spindles and motors 1 1/2 H.P. or larger. A 3" spindle is required.

The 3" moulding head is ideal for use with our larger shapers and allows you to use all of our 2" and 3" cutters. The 4" spindle is required when using the 3" cutterhead on the Model G1026. Will also fit: G5912Z, G7214Z, G8621, G5913Z, G7215Z and G8622.

**DRASTIC PRICE REDUCTION!**

For use with a power feeder only — see pages 47-49.

MODEL G2320	2" Moulding Head with 3/4" Bore	ONLY \$59 <sup>95</sup>
MODEL G2606	3" Moulding Head with 1" Bore	ONLY \$69 <sup>95</sup>
MODEL G2910	4" Spindle (Fits Grizzly G1026 only)	ONLY \$59 <sup>95</sup> \$49 <sup>95</sup>




**BUY THREE OR MORE KNIFE SETS AND TAKE 10% OFF!**

## BLANKS, RABBETING & BACKOUT RELIEF KNIVES

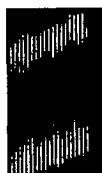
Blanks are not ground so you can create your own profile. Rabbeting cutters are pre-ground and ready to use. Use backout relief cutters to relieve the back of casings, chair rails and base mouldings. Sold in pairs. (DUE TO THEIR NATURE, NO RETURNS ON BLANK KNIVES.)

### 2" BLANK



MODEL G2357 PAIR \$24<sup>95</sup>

### 3" BLANK



MODEL G2360 PAIR \$29<sup>95</sup>

### 2" RABBETING



MODEL G2359 PAIR \$24<sup>95</sup>

### 3" RABBETING



MODEL G2781 PAIR \$29<sup>95</sup>

### 1" BACKOUT/RELIEF



MODEL G2334 PAIR \$39<sup>95</sup>

### 2" BACKOUT/RELIEF

GRIZC-04566



MODEL G3821 PAIR \$34<sup>95</sup>

**CALL 24 HOURS A DAY FROM ANYWHERE IN THE U.S.A. 1-800-523-4777**

**345**

**MOULDING  
KNIVES**

# **MOULDING HEAD KNIVES** (KNIVES SHOWN AT APPROXIMATELY 50% ACTUAL SIZE)

**BUY 3 OR MORE AND TAKE 10% OFF**

**2" ASTRAGAL**



MODEL G2333 PAIR \$49<sup>95</sup>

**2" PLYWOOD CAP**



MODEL G2342 PAIR \$49<sup>95</sup>

**2" OGEE MOULD**



MODEL G2358 PAIR \$49<sup>95</sup>

**2" BATTEN**




MODEL G2347 PAIR \$49<sup>95</sup>

**2" BASEBOARD**



MODEL G2328 PAIR \$49<sup>95</sup>

**2" BRICK MOULD**



MODEL G2323 PAIR \$49<sup>95</sup>

**2" PICKWICK**



MODEL G2344 PAIR \$49<sup>95</sup>

**2" BED MOULD**



MODEL G2345 PAIR \$49<sup>95</sup>

**2" CASEMENT**




MODEL G2346 PAIR \$49<sup>95</sup>

**2" CASEMENT**



MODEL G2329 PAIR \$49<sup>95</sup>

**2" CHAIR RAIL**



MODEL G2327 PAIR \$49<sup>95</sup>

**2" PANEL MOULD**




MODEL G2322 PAIR \$49<sup>95</sup>

**2" CHAIR RAIL**



MODEL G2340 PAIR \$49<sup>95</sup>

**2" CHAIR RAIL / BEAD**



MODEL G2336 PAIR \$49<sup>95</sup>

**2" CASEMENT**



MODEL G2343 PAIR \$49<sup>95</sup>

GRIZC-04567

SIZE)

# **MOULDING HEAD KNIVES** (KNIVES SHOWN AT APPROXIMATELY 50% ACTUAL SIZE)

**BUY 3 OR MORE AND TAKE 10% OFF**

**MOULDING  
KNIVES**

## **2" CASEMENT**



MODEL G2324 PAIR \$49<sup>95</sup>

## **3" HANDRAIL TOP**



MODEL G2350 PAIR \$49<sup>95</sup>

## **2" HANDRAIL SIDES**



MODEL G2351 PAIR \$49<sup>95</sup>

## **3" CASEMENT**



MODEL G2614 PAIR \$59<sup>95</sup>

## **3" CASEMENT**



MODEL G2615 PAIR \$59<sup>95</sup>

## **3" CASEMENT**



MODEL G2616 PAIR \$59<sup>95</sup>

## **3" CASEMENT**



MODEL G2617 PAIR \$59<sup>95</sup>

## **3" BASE**



MODEL G2621 PAIR \$59<sup>95</sup>

## **3" PANEL MOULD**



MODEL G2622 PAIR \$59<sup>95</sup>

## **3" CASEMENT**



MODEL G2623 PAIR \$59<sup>95</sup>

## **3" CASEMENT**



MODEL G2624 PAIR \$59<sup>95</sup>

## **3" CASEMENT**



MODEL G2625 PAIR \$59<sup>95</sup>

## **3" CHAIR RAIL**



MODEL G2626 PAIR \$59<sup>95</sup>

## **3" CASEMENT**



MODEL G2627 PAIR \$59<sup>95</sup>

GRIZC-04568

**CALL 24 HOURS A DAY FROM ANYWHERE IN THE U.S.A. 1-800-523-4777**

**MOULDING  
KNIVES**

## **MOULDING HEAD KNIVES** (KNIVES SHOWN AT APPROXIMATELY 50% ACTUAL SIZE)

**BUY 3 OR MORE AND TAKE 10% OFF**

**3" CASEMENT**




**MODEL G2628 PAIR \$59<sup>95</sup>**

**3" PICTURE FRAME**



**MODEL G2618 PAIR \$59<sup>95</sup>**

**3" PICTURE FRAME**



**MODEL G2619 PAIR \$59<sup>95</sup>**

**3" PICTURE FRAME**



**MODEL G2620 PAIR \$59<sup>95</sup>**

**2" PICTURE FRAME**




**MODEL G2337 PAIR \$59<sup>95</sup>**

**2" PANEL MOULD**




**MODEL G2341 PAIR \$59<sup>95</sup>**

**2" PICTURE FRAME**



**MODEL G2352 PAIR \$59<sup>95</sup>**

**2" PICTURE FRAME**



**MODEL G2611 PAIR \$59<sup>95</sup>**

**2" PICTURE FRAME**




**MODEL G2612 PAIR \$59<sup>95</sup>**

**2" PICTURE FRAME**



**MODEL G2613 PAIR \$59<sup>95</sup>**

**2" PICTURE FRAME**



**MODEL G2326 PAIR \$59<sup>95</sup>**

**2" PICTURE FRAME**



**MODEL G2330 PAIR \$59<sup>95</sup>**

**2" PICTURE FRAME**




**MODEL G2348 PAIR \$59<sup>95</sup>**

**2" PICTURE FRAME**



**MODEL G2355 PAIR \$59<sup>95</sup>**

**2" PICTURE FRAME**



**MODEL G2356 PAIR \$59<sup>95</sup>**

GRIZC-04569



# **MOULDING HEAD KNIVES** (KNIVES SHOWN AT APPROXIMATELY 50% ACTUAL SIZE)

**BUY 3 OR MORE AND TAKE 10% OFF**

**MOULDING  
KNIVES**

**2" PICTURE FRAME**



**2" PICTURE FRAME**




**COMBINE G2607 & G2608**



MODEL G2607 PAIR \$59<sup>95</sup>  
MODEL G2608 PAIR \$59<sup>95</sup>

**2" PICTURE FRAME**



MODEL G2609 PAIR \$59<sup>95</sup>

**2" PICTURE FRAME**



MODEL G2610 PAIR \$59<sup>95</sup>

**2" CHAIR RAIL**




MODEL G2321 PAIR \$49<sup>95</sup>

**2" CHAIR RAIL**



MODEL G2325 PAIR \$49<sup>95</sup>

**2" BASEBOARD**



MODEL G2331 PAIR \$49<sup>95</sup>

**2" CASEMENT**



MODEL G2332 PAIR \$49<sup>95</sup>

**2" BRICK MOULD**



MODEL G2335 PAIR \$49<sup>95</sup>

**2" WINDOW SASH**



MODEL G2338 PAIR \$49<sup>95</sup>

**2" WINDOW SASH**




MODEL G2339 PAIR \$49<sup>95</sup>

**2" CROWN MOULDING**



MODEL G2349 PAIR \$49<sup>95</sup>

**2" CROWN MOULDING**



MODEL G2353 PAIR \$49<sup>95</sup>

**2" CHAIR RAIL**



MODEL G2354 PAIR \$49<sup>95</sup>

GRIZC-04570

**CALL 24 HOURS A DAY FROM ANYWHERE IN THE U.S.A. 1-800-523-4777**

## INDUSTRIAL QUALITY CARBIDE TIPPED SHAPER CUTTERS

MADE IN ISO 9002  
RATED FACTORY

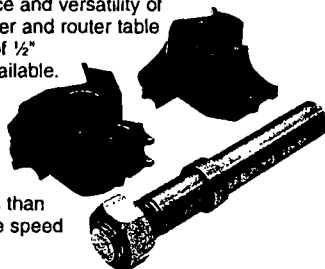
**BUY 10 OR MORE ROUTER BITS OR SHAPER CUTTERS AND DEDUCT 10%**  
ROUTER BITS SHOWN AT APPROXIMATELY 50% SCALE

### 1/2" BORE SHAPER CUTTERS

These carbide-tipped shaper cutters are specifically made for use on shapers with 1/2" spindles. Smaller profiles are ideal for shaping small radii and for making picture frames. These 1/2" bore, 2mm thick carbide cutters stay sharp longer than the old HSS cutters and are priced right, too. Can be used in hard and soft woods and wood composite materials. 5,000-10,000 R.P.M.

### 1/2" SHAPER CUTTER ARBOR

Combine the convenience and versatility of your variable speed router and router table with the wide selection of 1/2" shaper cutter profiles available. This arbor fits 1/2" router collets and will accept 1/2" shaper cutters that are 3/4" to 1 1/4" thick. Spacers can be used with cutters that are less than 3/4". For use with variable speed routers only.



MODEL G4820

ONLY \$14.95

### BEAD

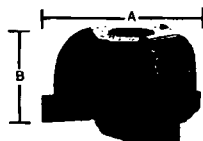


Safety Cutter



1/2" BORE			
MODEL	CUTTER DIA. A	CUTTING LENGTH B	PRICE
C2001	2"	7/8"	\$19.95

### 1/4" FLUTE / 1/2" COVE



Safety Cutter



1/2" BORE			
MODEL	CUTTER DIA. A	CUTTING LENGTH B	PRICE
C2002	2"	1"	\$19.95

### 1/8" & 3/8" QUARTER ROUND 1/4" BEAD

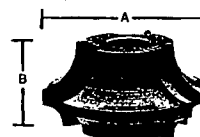


Safety Cutter



1/2" BORE			
MODEL	CUTTER DIA. A	CUTTING LENGTH B	PRICE
C2003	2"	1"	\$19.95

### 1/4" & 1/2" QUARTER ROUND

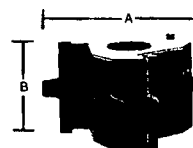


Safety Cutter



1/2" BORE			
MODEL	CUTTER DIA. A	CUTTING LENGTH B	PRICE
C2004	2-1/8"	7/8"	\$19.95

### 1/4" TONGUE AND GROOVE



C2005 (Groove)




C2006 (Tongue)



2-piece Set C2310 \$37.95  
Save by ordering as a set!

1/2" BORE			
MODEL	CUTTER DIA. A	CUTTING LENGTH B	PRICE
C2005	2"	1"	\$19.95
C2006	2"	1"	\$19.95

### 1" STRAIGHT



Safety Cutter



1/2" BORE			
MODEL	CUTTER DIA. A	CUTTING LENGTH B	PRICE
C2007	2"	1"	\$19.95

### 1/4" RABBIT



Safety Cutter



1/2" BORE			
MODEL	CUTTER DIA. A	CUTTING LENGTH B	PRICE
C2008	2"	1/4"	\$19.95

GRIZC-04571

MADE IN ISO 9002  
RATED FACTORY

# INDUSTRIAL QUALITY CARBIDE TIPPED SHAPER CUTTERS

BUY 10 OR MORE ROUTER BITS OR SHAPER CUTTERS AND DEDUCT 10%  
SHAPER CUTTERS SHOWN AT APPROXIMATELY 50% SCALE

**Grizzly**  
SHAPER CUTTERS

## 1/2" RABBIT



1/2" BORE			
MODEL	CUTTER DIA. A	CUTTING LENGTH B	PRICE
C2009	2"	1/2"	\$19.95

## GLUE JOINT



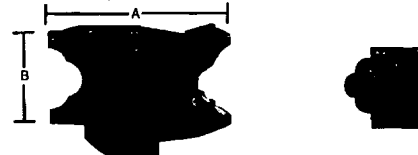
1/2" BORE			
MODEL	CUTTER DIA. A	CUTTING LENGTH B	PRICE
C2014	2"	1"	\$19.95

## DOOR EDGE



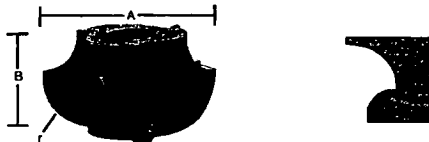
1/2" BORE			
MODEL	CUTTER DIA. A	CUTTING LENGTH B	PRICE
C2010	2"	1"	\$19.95

## SCREEN MOULD



1/2" BORE			
MODEL	CUTTER DIA. A	CUTTING LENGTH B	PRICE
C2015	2-1/8"	1"	\$19.95

## COVE / QUARTER ROUND



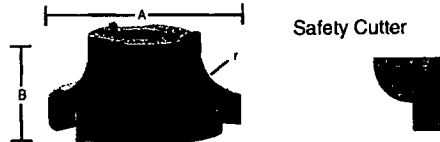
1/2" BORE				
MODEL	CUTTER DIA. A	CUTTING LENGTH B	RADIUS	PRICE
C2011	2"	1"	3/8"	\$19.95

## DOUBLE BEAD



1/2" BORE			
MODEL	CUTTER DIA. A	CUTTING LENGTH B	PRICE
C2016	2-3/16"	1"	\$19.95

## DROP LEAF BEAD




1/2" BORE				
MODEL	CUTTER DIA. A	CUTTING LENGTH B	RADIUS	PRICE
C2012	2-1/8"	7/8"	1/2"	\$19.95

## COVE AND BEAD



1/2" BORE				
MODEL	CUTTER DIA. A	CUTTING LENGTH B	RADIUS	PRICE
C2017	2"	7/8"	1/4"	\$19.95

## DROP LEAF COVE



1/2" BORE				
MODEL	CUTTER DIA. A	CUTTING LENGTH B	RADIUS	PRICE
C2013	2-1/8"	7/8"	1/2"	\$19.95

## CABINET DOOR LIP



1/2" BORE			
MODEL	CUTTER DIA. A	CUTTING LENGTH B	PRICE
C2018	2"	1"	\$19.95

GRIZC-04572

CALL 24 HOURS A DAY FROM ANYWHERE IN THE U.S.A. 1-800-523-4777

## INDUSTRIAL QUALITY CARBIDE TIPPED SHAPER CUTTERS

**BUY 10 OR MORE ROUTER BITS OR SHAPER CUTTERS AND DEDUCT 10%**  
ROUTER BITS SHOWN AT APPROXIMATELY 50% SCALE


MADE IN ISO 9002  
RATED FACTORY

### 1/2" HALF ROUND



1/2" BORE			
MODEL	CUTTER DIA. A	CUTTING LENGTH B	PRICE
C2019	2"	3/4"	\$19.95

### 1/2" COVE



1/2" BORE			
MODEL	CUTTER DIA. A	CUTTING LENGTH B	PRICE
C2020	2"	1 1/2"	\$19.95

### SPACERS - 1/2" x 1"

BUY THE COMPLETE SET AND SAVE BIG!

1/2" BORE		
MODEL	DIMENSIONS	PRICE
G2454	1/2" x 1" x 1/4"	\$2.25
G2455	1/2" x 1" x 3/8"	\$2.25
G2456	1/2" x 1" x 1/2"	\$2.50
G2457	1/2" x 1" x 3/4"	\$2.75
G2458	1/2" x 1" x 1"	\$2.95

BUY 3 OR MORE AND TAKE 10% OFF

### 1/2" BORE RUB COLLARS

BUY THE COMPLETE SET AND SAVE BIG!


1/2" BORE		
MODEL	DIA.	PRICE
G1779	1-1/8"	\$8.95
G1780	1-1/4"	\$9.95
G1781	1-3/8"	\$12.95
G1881	1-1/2"	\$13.95

BUY 3 OR MORE AND TAKE 10% OFF

### 3/4" BORE SHAPER CUTTERS

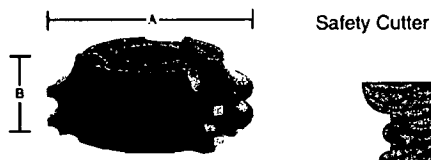
Grizzly® 3/4" bore shaper cutters feature top-quality C-2 carbide – the best available for wood cutting applications. Shaped and sharpened with diamond wheels as fine as 600 grit, these outstanding cutters are constructed with a high-tensile, silver-based brazing, which offers the utmost in strength and durability. Can be used on woods, wood composites, plywood and some plastics at 5,000 to 10,000 R.P.M. An excellent selection.

### STAIR TREAD NOSE



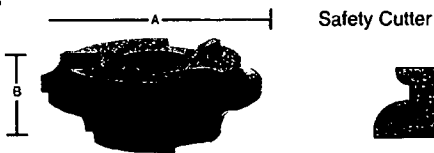
3/4" BORE					
MODEL	CUTTER DIA. A	CUTTING LENGTH B	CUTTING WIDTH W	RADIUS R	PRICE
C2129	3-3/8"	1-1/2"	1"	9/16"	\$49.95

### 1/8" & 3/8" QUARTER ROUND & 1/4" BEAD



3/4" BORE			
MODEL	CUTTER DIA. A	CUTTING LENGTH B	PRICE
C2026	2-5/8"	1"	\$35.95

### 1/4" & 1/2" QUARTER ROUND



3/4" BORE			
MODEL	CUTTER DIA. A	CUTTING LENGTH B	PRICE
C2027	2-5/8"	1"	\$35.95

GRIZC-04573

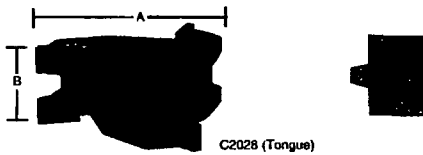
MADE IN ISO 9002  
RATED FACTORY

## INDUSTRIAL QUALITY CARBIDE TIPPED SHAPER CUTTERS

BUY 10 OR MORE ROUTER BITS OR SHAPER CUTTERS AND DEDUCT 10%  
SHAPER CUTTERS SHOWN AT APPROXIMATELY 50% SCALE

**Grizzly**  
SHAPER CUTTERS

### TONGUE AND GROOVE



C2028 (Tongue)

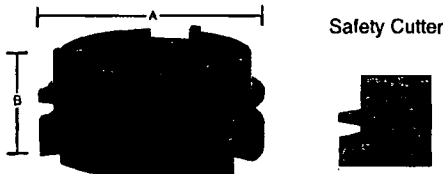


C2029 (Groove)

3/4" BORE			
MODEL	CUTTER DIA. A	CUTTING LENGTH B	PRICE
C2028	2-5/8"	1"	\$35.95
C2029	2-5/8"	1"	\$35.95

2-piece Set C2311 \$69.95  
Save by ordering as a set!

### GLUE JOINT



Safety Cutter

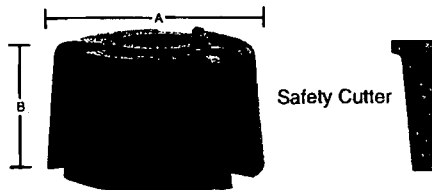
3/4" BORE			
MODEL	CUTTER DIA. A	CUTTING LENGTH B	PRICE
C2041	2-5/8"	1-1/8"	\$35.95

### DRAWER JOINT



3/4" BORE			
MODEL	CUTTER DIA. A	CUTTING LENGTH B	PRICE
C2042	2-5/8"	3/4"	\$35.95


### VERTICAL PANEL RAISING



Safety Cutter

3/4" BORE			
MODEL	CUTTER DIA. A	CUTTING LENGTH B	PRICE
C2083	2-5/8"	1-1/2"	\$39.95

### 1/2" COVE & 5/16" QUARTER ROUND



3/4" BORE			
MODEL	CUTTER DIA. A	CUTTING LENGTH B	PRICE
C2084	2-5/8"	1"	\$35.95

### FEMALE SASH



3/4" BORE			
MODEL	CUTTER DIA. A	CUTTING LENGTH B	PRICE
C2085	2-5/8"	5/8"	\$35.95


### MALE SASH



Safety Cutter

3/4" BORE			
MODEL	CUTTER DIA. A	CUTTING LENGTH B	PRICE
C2086	2-5/8"	5/8"	\$35.95

### 90° V-GROOVE




Safety Cutter

3/4" BORE			
MODEL	CUTTER DIA. A	CUTTING LENGTH B	PRICE
C2087	2-3/4"	1"	\$35.95

### 5/16" COVE & 3/8" BEAD

GRIZC-04574



3/4" BORE			
MODEL	CUTTER DIA. A	CUTTING LENGTH B	PRICE
C2088	2-5/8"	1"	\$35.95

CALL 24 HOURS A DAY FROM ANYWHERE IN THE U.S.A. 1-800-523-4777

353

# INDUSTRIAL QUALITY CARBIDE TIPPED SHAPER CUTTERS

MADE IN ISO 9002  
RATED FACTORY

BUY 10 OR MORE ROUTER BITS OR SHAPER CUTTERS AND DEDUCT 10%  
ROUTER BITS SHOWN AT APPROXIMATELY 50% SCALE

## 30° BEVEL



3/4" BORE			
MODEL	CUTTER DIA. A	CUTTING LENGTH B	PRICE
C2089	3"	1"	\$35.95

## 45° BEVEL



3/4" BORE			
MODEL	CUTTER DIA. A	CUTTING LENGTH B	PRICE
C2308	3-1/4"	1"	\$35.95

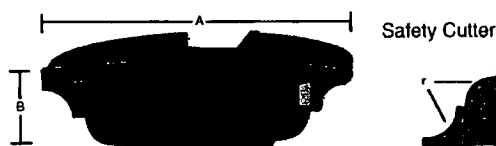
## COVE & BEAD

GRIZC-04575



3/4" BORE				
MODEL	CUTTER DIA. A	CUTTING LENGTH B	RADIUS	PRICE
C2090	2-7/8"	1 1/16"	1/4"	\$37.95

## BEAD & COVE



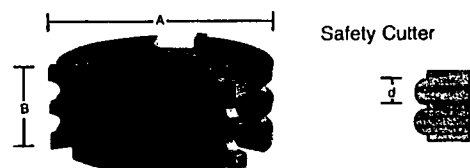
3/4" BORE				
MODEL	CUTTER DIA. A	CUTTING LENGTH B	RADIUS	PRICE
C2091	3-1/4"	7/8"	5/16"	\$37.95

## DOUBLE FLUTE




3/4" BORE				
MODEL	CUTTER DIA. A	CUTTING LENGTH B	DIAMETER	PRICE
C2092	2-5/8"	7/8"	1/4"	\$35.95

## DOUBLE BEAD



3/4" BORE				
MODEL	CUTTER DIA. A	CUTTING LENGTH B	DIAMETER	PRICE
C2093	2-5/8"	1"	1/4"	\$35.95

## TRIPLE FLUTE



3/4" BORE				
MODEL	CUTTER DIA. A	CUTTING LENGTH B	DIAMETER	PRICE
C2094	2-5/8"	7/8"	1/8"	\$35.95

## TRIPLE BEAD




3/4" BORE				
MODEL	CUTTER DIA. A	CUTTING LENGTH B	DIAMETER	PRICE
C2095	2-5/8"	1"	1/8"	\$35.95

## OGEE MOULDING



3/4" BORE			
MODEL	CUTTER DIA. A	CUTTING LENGTH B	PRICE
C2097	3"	5/8"	\$37.95

## OGEE



3/4" BORE			
MODEL	CUTTER DIA. A	CUTTING LENGTH B	PRICE
C2098	2-5/8"	1/2"	\$35.95

MADE IN ISO 9002  
RATED FACTORY

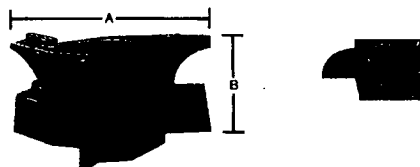
# INDUSTRIAL QUALITY CARBIDE TIPPED SHAPER CUTTERS

BUY 10 OR MORE ROUTER BITS OR SHAPER CUTTERS AND DEDUCT 10%  
SHAPER CUTTERS SHOWN AT APPROXIMATELY 50% SCALE

**Grizzly®**  
SHAPER CUTTERS

## DOOR LIP


(Clockwise Rotation)



3/4" BORE			
MODEL	CUTTER DIA. A	CUTTING LENGTH B	PRICE
C2101	2-5/8"	1-3/16"	\$35.95

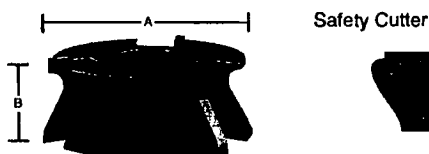
## DOOR LIP

(Counter-Clockwise Rotation)



3/4" BORE			
MODEL	CUTTER DIA. A	CUTTING LENGTH B	PRICE
C2102	2-5/8"	1-3/16"	\$35.95

## DOOR EDGE



3/4" BORE			
MODEL	CUTTER DIA. A	CUTTING LENGTH B	PRICE
C2103	2-5/8"	1"	\$35.95

## DOOR EDGE



3/4" BORE			
MODEL	CUTTER DIA. A	CUTTING LENGTH B	PRICE
C2104	2-7/8"	15/16"	\$35.95

GRIZC-04576

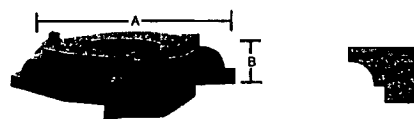
## OVOLO

Safety Cutter



3/4" BORE			
MODEL	CUTTER DIA. A	CUTTING LENGTH B	PRICE
C2105	2-5/8"	7/8"	\$37.95

## STEPPED COVE



3/4" BORE			
MODEL	CUTTER DIA. A	CUTTING LENGTH B	PRICE
C2106	2-5/8"	1/2"	\$37.95

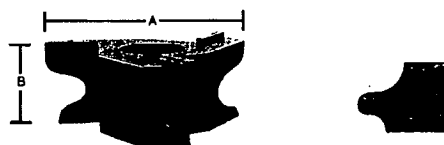
## QUARTER BEAD

Safety Cutter



3/4" BORE			
MODEL	CUTTER DIA. A	CUTTING LENGTH B	PRICE
C2107	2-5/8"	7/8"	\$35.95

## OGEE & COVE



3/4" BORE			
MODEL	CUTTER DIA. A	CUTTING LENGTH B	PRICE
C2108	2-7/8"	15/16"	\$35.95

## OGEE & BEAD



3/4" BORE			
MODEL	CUTTER DIA. A	CUTTING LENGTH B	PRICE
C2109	2-5/8"	15/16"	\$35.95

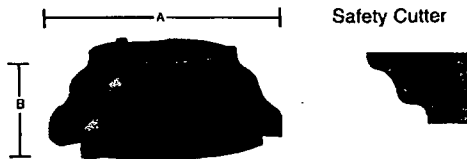
CALL 24 HOURS A DAY FROM ANYWHERE IN THE U.S.A. 1-800-523-4777

# INDUSTRIAL QUALITY CARBIDE TIPPED SHAPER CUTTERS

MADE IN ISO 9002  
RATED FACTORY

BUY 10 OR MORE ROUTER BITS OR SHAPER CUTTERS AND DEDUCT 10%  
ROUTER BITS SHOWN AT APPROXIMATELY 50% SCALE

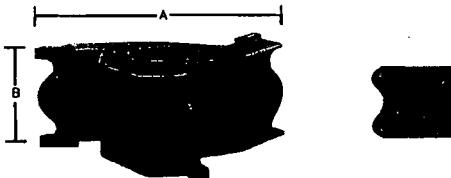
## WAVE



Safety Cutter

3/4" BORE			
MODEL	CUTTER DIA. A	CUTTING LENGTH B	PRICE
C2110	2-3/4"	1"	\$35.95

## ROUNDED FLUTE



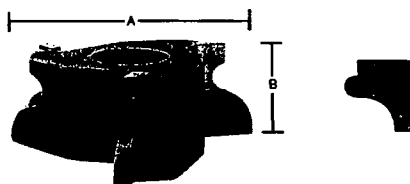
3/4" BORE			
MODEL	CUTTER DIA. A	CUTTING LENGTH B	PRICE
C2111	2-5/8"	1"	\$35.95

## ASTRAGAL



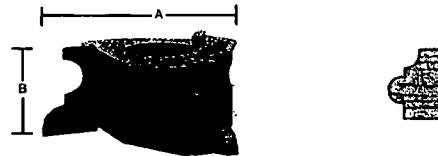
3/4" BORE			
MODEL	CUTTER DIA. A	CUTTING LENGTH B	PRICE
C2112	2-5/8"	1"	\$35.95

## COVE & ROUND NOSE



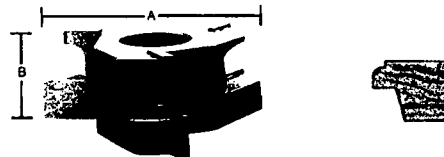
3/4" BORE			
MODEL	CUTTER DIA. A	CUTTING LENGTH B	PRICE
C2113	2-5/8"	15/16"	\$35.95

## COVE & FULL BEAD



3/4" BORE			
MODEL	CUTTER DIA. A	CUTTING LENGTH B	PRICE
C2114	2-5/8"	15/16"	\$35.95

## CABINET DOOR EDGE



3/4" BORE			
MODEL	CUTTER DIA. A	CUTTING LENGTH B	PRICE
C2115	2-5/8"	15/16"	\$35.95

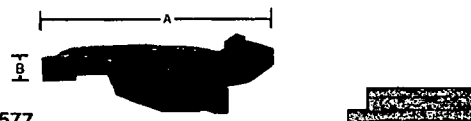
## FINGER JOINT



Safety Cutter

3/4" BORE				
MODEL	CUTTER DIA. A	CUTTING LENGTH B	CUTTING WIDTH W	PRICE
C2124	2-11/16"	1-1/2"	1/2"	\$134.95

## RABBETING



GRIZC-04577

3/4" BORE			
MODEL	CUTTER DIA. A	CUTTING LENGTH B	PRICE
C2030	2-5/8"	1/4"	\$19.95
C2031	2-5/8"	3/8"	\$24.95
C2032	2-5/8"	1/2"	\$24.95
C2033	2-5/8"	3/4"	\$27.95
C2034	2-5/8"	1"	\$29.95
C2035	2-5/8"	1-1/2"	\$34.95
C2036	2-5/8"	2"	\$49.95



MADE IN ISO 9002  
RATED FACTORY

# INDUSTRIAL QUALITY CARBIDE TIPPED SHAPER CUTTERS

BUY 10 OR MORE ROUTER BITS OR SHAPER CUTTERS AND DEDUCT 10%  
SHAPER CUTTERS SHOWN AT APPROXIMATELY 50% SCALE

**Grizzly**  
SHAPER CUTTERS

## FLUTE



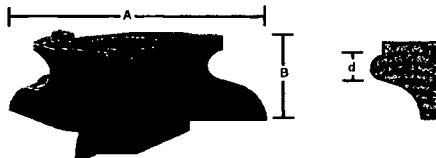
3/4" BORE			
MODEL	CUTTER DIA. A	CUTTING LENGTH B	PRICE
C2046	2-5/8"	1/4"	\$22.95
C2047	2-5/8"	3/8"	\$24.95
C2048	2-5/8"	1/2"	\$26.95
C2049	2-5/8"	3/4"	\$29.95
C2050	2-5/8"	1"	\$32.95

## Ogee




3/4" BORE			
MODEL	CUTTER DIA. A	CUTTING LENGTH B	PRICE
C2099	2-5/8"	3/4"	\$35.95

## Ogee & Bead



3/4" BORE				
MODEL	CUTTER DIA. A	CUTTING LENGTH B	RADIUS d	PRICE
C2100	3-1/4"	7/8"	3/8"	\$35.95

## ANTI-KICKBACK DROP LEAF — COVE



3/4" BORE				
MODEL	CUTTER DIA. A	CUTTING LENGTH B	RADIUS d	PRICE
C2312	2-5/8"	1"	3/8"	\$35.95

## ANTI-KICKBACK DROP LEAF — BEAD



3/4" BORE				
MODEL	CUTTER DIA. A	CUTTING LENGTH B	RADIUS d	PRICE
C2318	2-5/8"	1"	1/2"	\$35.95

## DOUBLE LOCK MITER



3/4" BORE			
MODEL	CUTTER DIA. A	CUTTING LENGTH B	PRICE
C2125	3-3/4"	1"	\$44.95

## BEAD

GRIZC-04578



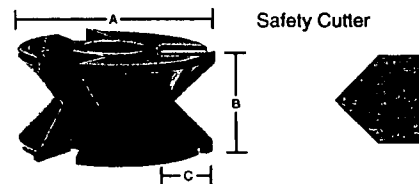
3/4" BORE				
MODEL	CUTTER DIA. A	CUTTING LENGTH B	CUTTING DIAMETER d	PRICE
C2052	2-5/8"	1/2"	1/4"	\$22.95
C2053	2-5/8"	5/8"	3/8"	\$24.95
C2054	2-5/8"	3/4"	1/2"	\$26.95
C2055	2-5/8"	1-1/16"	3/4"	\$29.95
C2056	2-5/8"	1-1/4"	1"	\$32.95

## QUARTER ROUND



3/4" BORE				
MODEL	CUTTER DIA. A	CUTTING LENGTH B	CUTTING RADIUS d	PRICE
C2059	2-5/8"	7/16"	1/4"	\$19.95
C2060	2-5/8"	9/16"	3/8"	\$24.95
C2061	2-7/8"	5/8"	1/2"	\$27.95
C2062	3-3/8"	7/8"	3/4"	\$29.95
C2063	3-7/8"	1-1/4"	1"	\$39.95
C2064	4-1/2"	1-1/2"	1-1/4"	\$44.95

## ANTI-KICKBACK 90° BEVEL V-GROOVE



3/4" BORE				
MODEL	CUTTER DIA. A	CUTTING LENGTH B	CUTTING DEPTH C	PRICE
C2313	2-5/8"	1-1/4"	11/16"	\$35.95

CALL 24 HOURS A DAY FROM ANYWHERE IN THE U.S.A. 1-800-523-4777

## INDUSTRIAL QUALITY CARBIDE TIPPED SHAPER CUTTERS

MADE IN ISO 9002  
RATED FACTORY

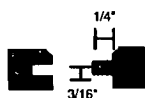
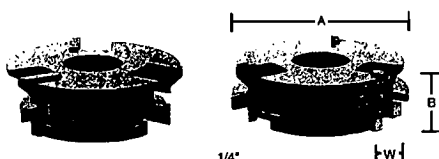
BUY 10 OR MORE ROUTER BITS OR SHAPER CUTTERS AND DEDUCT 10%  
ROUTER BITS SHOWN AT APPROXIMATELY 50% SCALE

### V-CUTTERS

Make paneling, wainscotting, decking and flooring with these V-match sets.



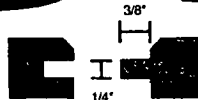
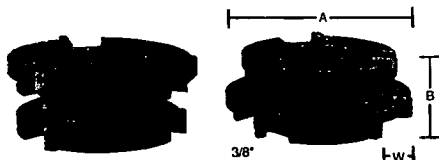
#### 1/2" "V" PANELING CUTTER SET



Safety Cutter

3/4" BORE				
MODEL	CUTTER DIA. A	CUTTING LENGTH B	CUTTING WIDTH W	PRICE
C2121	2-5/8"	3/4"	7/16"	\$119.95

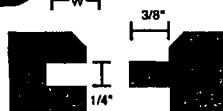
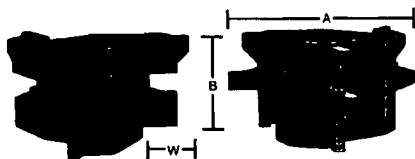
#### 3/4" "V" PANELING CUTTER SET



Safety Cutter

3/4" BORE				
MODEL	CUTTER DIA. A	CUTTING LENGTH B	CUTTING WIDTH W	PRICE
C2122	2-3/4"	1"	5/8"	\$134.95

#### 1" "V" PANELING CUTTER SET


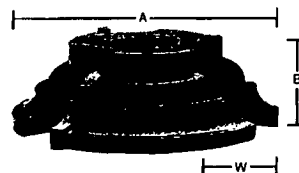


GRIZC-04579

3/4" BORE				
MODEL	CUTTER DIA. A	CUTTING LENGTH B	CUTTING WIDTH W	PRICE
C2123	2-3/4"	1-3/16"	5/8"	\$154.95

### REVERSIBLE DETAIL

Bead & Cove

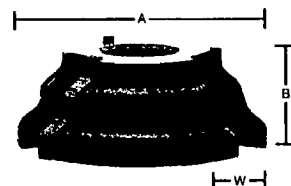


Safety Cutter

3/4" BORE				
MODEL	CUTTER DIA. A	CUTTING LENGTH B	CUTTING WIDTH W	PRICE
C2126	3"	15/16"	5/8"	\$39.95

### REVERSIBLE DETAIL

Wave





Safety Cutter

3/4" BORE				
MODEL	CUTTER DIA. A	CUTTING LENGTH B	CUTTING WIDTH W	PRICE
C2127	2-3/4"	15/16"	11/16"	\$39.95

### REVERSIBLE DETAIL

Ogee



3/4" BORE				
MODEL	CUTTER DIA. A	CUTTING LENGTH B	CUTTING WIDTH W	PRICE
C2128	3-3/8"	15/16"	3/4"	\$39.95

MADE IN ISO 9002  
RATED FACTORY

# INDUSTRIAL QUALITY CARBIDE TIPPED SHAPER CUTTERS

BUY 10 OR MORE ROUTER BITS OR SHAPER CUTTERS AND DEDUCT 10%  
SHAPER CUTTERS SHOWN AT APPROXIMATELY 50% SCALE

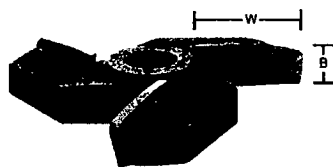
**Grizzly®**  
SHAPER CUTTERS

## PANEL CUTTERS

Our panel cutters are designed with a 10° upshear for faster, smoother cutting and longer life. Available in 5 profiles and two diameters. For 1/2" - 3/4" spindle shapers, use our 4 5/8" diameter cutters. Carbide thickness is 3mm thick, not 2.5mm like our competition.




## 5° FACE CUT



For 3/4" Panels

3/4" BORE				
MODEL	CUTTER DIA. A	CUTTING LENGTH B	CUTTING WIDTH W	PRICE
C2065	4-5/8"	5/8"	1-1/2"	\$64.95
1-1/4" BORE				
MODEL	CUTTER DIA. A	CUTTING LENGTH B	CUTTING WIDTH W	PRICE
C2074	5-1/2"	5/8"	1-1/2"	\$67.95

## 15° FACE CUT

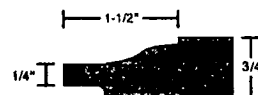
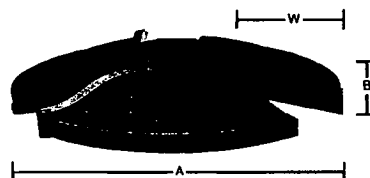


Safety Cutter

For 3/4" Panels

3/4" BORE				
MODEL	CUTTER DIA. A	CUTTING LENGTH B	CUTTING WIDTH W	PRICE
C2066	4-5/8"	5/8"	1-1/2"	\$64.95
1-1/4" BORE				
MODEL	CUTTER DIA. A	CUTTING LENGTH B	CUTTING WIDTH W	PRICE
C2075	5-1/2"	5/8"	1-1/2"	\$67.95

## OGEE




Safety Cutter


For 3/4" Panels

3/4" BORE				
MODEL	CUTTER DIA. A	CUTTING LENGTH B	CUTTING WIDTH W	PRICE
C2067	4-5/8"	5/8"	1-1/2"	\$64.95
1-1/4" BORE				
MODEL	CUTTER DIA. A	CUTTING LENGTH B	CUTTING WIDTH W	PRICE
C2076	5-1/2"	5/8"	1-1/2"	\$67.95

## 12° FACE & QUARTER ROUND



Safety Cutter



GRIZC-04580

For 3/4" Panels

3/4" BORE				
MODEL	CUTTER DIA. A	CUTTING LENGTH B	CUTTING WIDTH W	PRICE
C2068	4-5/8"	5/8"	1-1/2"	\$64.95
1-1/4" BORE				
MODEL	CUTTER DIA. A	CUTTING LENGTH B	CUTTING WIDTH W	PRICE
C2077	5-1/2"	5/8"	1-1/2"	\$67.95

CALL 24 HOURS A DAY FROM ANYWHERE IN THE U.S.A. 1-800-523-4777

359

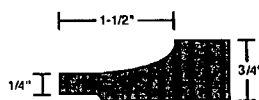
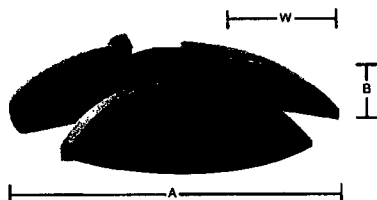
**Grizzly®**  
SHAPER CUTTERS

## INDUSTRIAL QUALITY CARBIDE TIPPED SHAPER CUTTERS

BUY 10 OR MORE ROUTER BITS OR SHAPER CUTTERS AND DEDUCT 10%  
ROUTER BITS SHOWN AT APPROXIMATELY 50% SCALE

MADE IN ISO 9002  
RATED FACTORY

### CONVEX



Safety Cutter

For 3/4" Panels

3/4" BORE				
MODEL	CUTTER DIA. A	CUTTING LENGTH B	CUTTING WIDTH W	PRICE
C2069	4-5/8"	5/8"	1-1/2"	\$64.95

1-1/4" BORE				
MODEL	CUTTER DIA. A	CUTTING LENGTH B	CUTTING WIDTH W	PRICE
C2078	5-1/2"	5/8"	1-1/2"	\$67.95

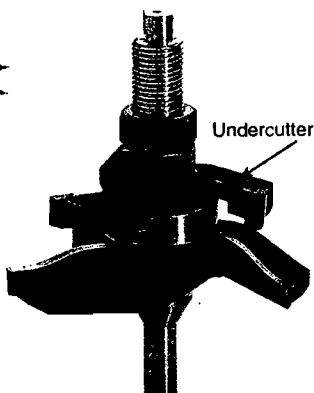
### UNDERCUTTER FOR PANEL CUTTERS

Used alone or in conjunction with our Panel Cutters, this carbide-tipped undercutter allows you to mill thicker raised panels to a standard 1/4" to match slots cut with our Stile and Rail sets. Perfect for raised panels thicker than 3/8".



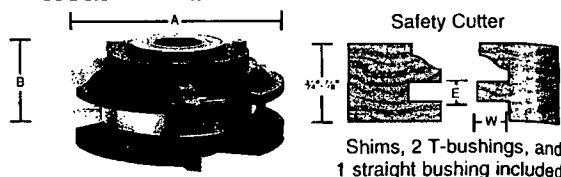
(For 3/4" Bore Only)

(Use with Rub Collar G1882 on pg. 344)



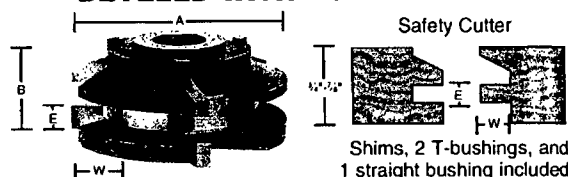
GRIZC-04581

### ANTI-KICKBACK REVERSIBLE STILE & RAIL - ROMAN OGEE WITH RUB COLLAR



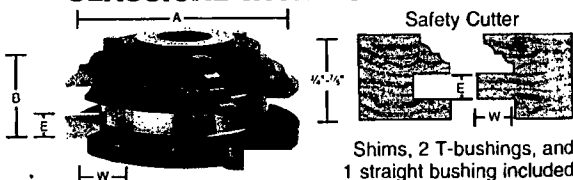
3/4" BORE					
MODEL	CUTTER DIA. A	CUTTING LENGTH B	CUTTING DEPTH W	SLOT E	PRICE
C2314	2-1/2"	1"	3/8"	1/4"	\$49.95

### ANTI-KICKBACK REVERSIBLE STILE & RAIL - BEVELED WITH RUB COLLAR



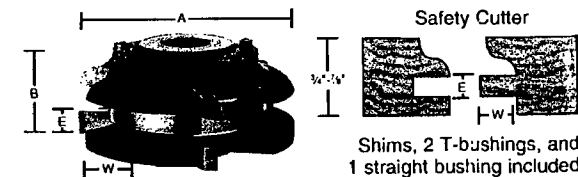
3/4" BORE					
MODEL	CUTTER DIA. A	CUTTING LENGTH B	CUTTING DEPTH W	SLOT E	PRICE
C2315	2-1/2"	1"	3/8"	1/4"	\$49.95

### ANTI-KICKBACK REVERSIBLE STILE & RAIL - CLASSICAL WITH RUB COLLAR



3/4" BORE					
MODEL	CUTTER DIA. A	CUTTING LENGTH B	CUTTING DEPTH W	SLOT E	PRICE
C2316	2-1/2"	1"	3/8"	1/4"	\$49.95

### ANTI-KICKBACK REVERSIBLE STILE & RAIL - OGEE WITH RUB COLLAR



3/4" BORE					
MODEL	CUTTER DIA. A	CUTTING LENGTH B	CUTTING DEPTH W	SLOT E	PRICE
C2317	2-1/2"	1"	3/8"	1/4"	\$49.95

MADE IN ISO 9002  
RATED FACTORY

## INDUSTRIAL QUALITY CARBIDE TIPPED SHAPER CUTTERS

BUY 10 OR MORE ROUTER BITS OR SHAPER CUTTERS AND DEDUCT 10%  
SHAPER CUTTERS SHOWN AT APPROXIMATELY 50% SCALE

**Grizzly®**  
SHAPER CUTTERS

### STILE & RAIL SETS - 6 PIECE

Cabinet Doors

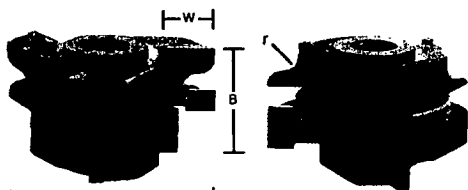
Make the custom cabinets you've always wanted with these stile and rail sets. Our 6-piece sets include 5 cutters and one spacer. We also have 1/2" and 5.5mm cutters and spacers available for 3/4" bore only. Please order panel cutters separately. (See pages 358-359).



For Standard 3/4" Material

See optional cutters and spacers on  
page 365 for 3/4" bore sets.

### STILE & RAIL SET - OGEE



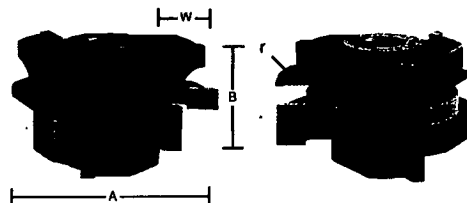
For glass doors,  
order C2319 (1/2"  
bore only) \$37.95

For glass doors,  
order C2322 (1 1/4"  
bore only) \$39.95

For a 1/2" tongue depth,  
order C2150 (1 1/4" bore  
only) \$49.95

3/4" BORE					
MODEL	CUTTER DIA. A	CUTTING LENGTH B	CUTTING WIDTH W	RADIUS R	PRICE
C2161	2-5/8"	7/8"	3/8"	3/16"	\$179.00
1-1/4" BORE					
MODEL	CUTTER DIA. A	CUTTING LENGTH B	CUTTING WIDTH W	RADIUS R	PRICE
C2176	3-1/2"	7/8"	3/8"	3/16"	\$239.00

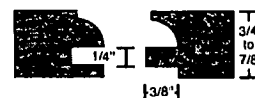
### STILE & RAIL SET - QUARTER ROUND



For glass doors,  
order C2319 (1/2"  
bore only) \$37.95

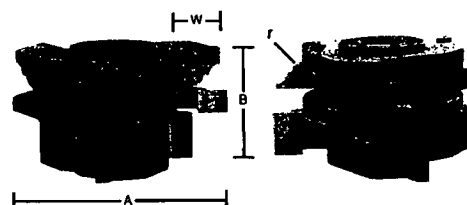
For glass doors,  
order C2322 (1 1/4"  
bore only) \$39.95

For a 1/2" tongue depth,  
order C2150 (1 1/4" bore  
only) \$49.95



3/4" BORE					
MODEL	CUTTER DIA. A	CUTTING LENGTH B	CUTTING WIDTH W	RADIUS R	PRICE
C2162	2-5/8"	7/8"	3/8"	1/4"	\$179.00
1-1/4" BORE					
MODEL	CUTTER DIA. A	CUTTING LENGTH B	CUTTING WIDTH W	RADIUS R	PRICE
C2177	3-1/2"	7/8"	3/8"	1/4"	\$239.00

### STILE & RAIL SET - BEAD AND COVE

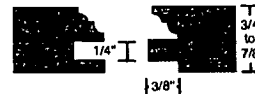


GRIZC-04582

For glass doors,  
order C2319 (1/2"  
bore only) \$37.95

For glass doors,  
order C2322 (1 1/4"  
bore only) \$39.95

For a 1/2" tongue depth,  
order C2150 (1 1/4" bore  
only) \$49.95



3/4" BORE					
MODEL	CUTTER DIA. A	CUTTING LENGTH B	CUTTING WIDTH W	RADIUS R	PRICE
C2163	2-5/8"	7/8"	3/8"	1/8"	\$179.00
1-1/4" BORE					
MODEL	CUTTER DIA. A	CUTTING LENGTH B	CUTTING WIDTH W	RADIUS R	PRICE
C2178	3-1/2"	7/8"	3/8"	1/8"	\$239.00

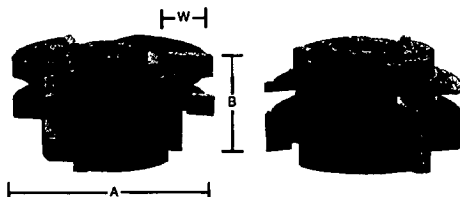
CALL 24 HOURS A DAY FROM ANYWHERE IN THE U.S.A. 1-800-523-4777

361

**INDUSTRIAL QUALITY  
CARBIDE TIPPED SHAPER CUTTERS**  
**BUY 10 OR MORE ROUTER BITS OR SHAPER CUTTERS AND DEDUCT 10%**  
ROUTER BITS SHOWN AT APPROXIMATELY 50% SCALE

MADE IN ISO 9002  
RATED FACTORY

**STILE & RAIL SET - ROMAN OGEE**

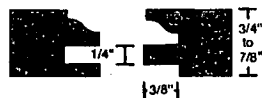


Safety Cutter

For glass doors,  
order C2319 (3/4"  
bore only) \$37.95

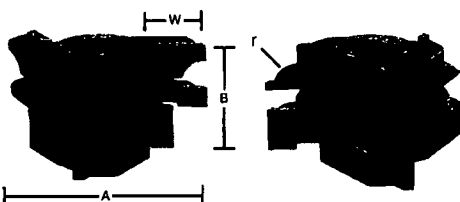
For glass doors,  
order C2322 (1 1/4"  
bore only) \$39.95

For a 1/2" tongue depth,  
order C2150 (1 1/4" bore  
only) \$49.95



3/4" BORE				
MODEL	CUTTER DIA. A	CUTTING LENGTH B	CUTTING WIDTH W	PRICE
C2164	2-5/8"	7/8"	3/8"	\$179.00
1-1/4" BORE				
MODEL	CUTTER DIA. A	CUTTING LENGTH B	CUTTING WIDTH W	PRICE
C2179	3-1/2"	7/8"	3/8"	\$239.00

**STILE & RAIL SET - QUARTER BEAD**

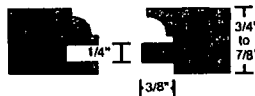


GRIZC-04583

For glass doors,  
order C2319 (3/4"  
bore only) \$37.95

For glass doors,  
order C2322 (1 1/4"  
bore only) \$39.95


For a 1/2" tongue depth,  
order C2150 (1 1/4" bore  
only) \$49.95



3/4" BORE				
MODEL	CUTTER DIA. A	CUTTING LENGTH B	CUTTING WIDTH W	PRICE
C2165	2-5/8"	7/8"	3/8"	\$179.00
1-1/4" BORE				
MODEL	CUTTER DIA. A	CUTTING LENGTH B	CUTTING WIDTH W	PRICE
C2180	3-1/2"	7/8"	3/8"	\$239.00

**STILE & RAIL SETS - 6 PIECE  
PASSAGE DOORS**

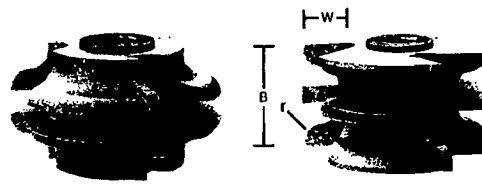
Make beautiful interior doors with these 6-piece stile and rail sets. They come complete with 5 cutters and one spacer. We also have 1/2" and 5.5mm cutters and spacers available for 3/4" bore sets and 1/4" and 1/2" cutters for 1 1/4" bore sets. Please order panel cutters separately. (See pages 359-360).



For Standard 1 1/2" Material.

See optional straight cutters and  
spacers on page 365.

**STILE & RAIL SET - OGEE**

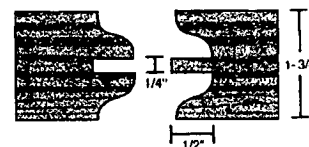


Safety Cutter

For glass doors,  
order C2320 (1 1/2"  
bore only) \$37.95

For glass doors,  
order C2323 (1 1/2"  
bore only) \$39.95

For a 1/2" tongue depth,  
order C2152 (1 1/4" bore  
only) \$49.95



3/4" BORE				
MODEL	CUTTER DIA. A	CUTTING LENGTH B	CUTTING WIDTH W	PRICE
C2166	2-7/8"	1-3/8"	1/2"	\$189.00
1-1/4" BORE				
MODEL	CUTTER DIA. A	CUTTING LENGTH B	CUTTING WIDTH W	PRICE
C2181	3-3/4"	1-3/8"	1/2"	\$259.00


MADE IN ISO 9002  
RATED FACTORY

# INDUSTRIAL QUALITY CARBIDE TIPPED SHAPER CUTTERS

BUY 10 OR MORE ROUTER BITS OR SHAPER CUTTERS AND DEDUCT 10%  
SHAPER CUTTERS SHOWN AT APPROXIMATELY 50% SCALE

**Grizzly®**  
SHAPER CUTTERS

## STILE & RAIL SET - QUARTER ROUND



For glass doors,  
order C2320 (3/4"  
bore only) \$37.95


For glass doors,  
order C2323 (1 1/4"  
bore only) \$39.95

For a 1/2" tongue depth,  
order C2152 (1 1/4" bore  
only) \$49.95



3/4" BORE					
MODEL	CUTTER DIA. A	CUTTING LENGTH B	CUTTING WIDTH W	RADIUS	PRICE
C2167	2-7/8"	1-3/8"	1/2"	7/16"	\$189.00
1-1/4" BORE					
MODEL	CUTTER DIA. A	CUTTING LENGTH B	CUTTING WIDTH W	RADIUS	PRICE
C2182	3-3/4"	1-3/8"	1/2"	7/16"	\$259.00

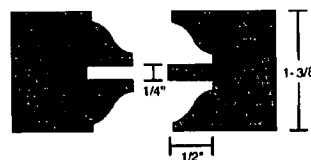
## STILE & RAIL SET - ROMAN OGEE



For glass doors,  
order C2320 (3/4"  
bore only) \$37.95


For glass doors,  
order C2323 (1 1/4"  
bore only) \$39.95

For a 1/2" tongue depth,  
order C2152 (1 1/4" bore  
only) \$49.95



3/4" BORE					
MODEL	CUTTER DIA. A	CUTTING LENGTH B	CUTTING WIDTH W	RADIUS	PRICE
C2169	2-7/8"	1-3/8"	1/2"	7/16"	\$189.00
1-1/4" BORE					
MODEL	CUTTER DIA. A	CUTTING LENGTH B	CUTTING WIDTH W	RADIUS	PRICE
C2184	3-3/4"	1-3/8"	1/2"	7/16"	\$259.00

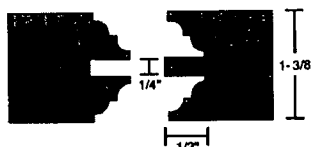
## STILE & RAIL SET - BEAD AND COVE



For glass doors,  
order C2320 (3/4"  
bore only) \$37.95


For glass doors,  
order C2323 (1 1/4"  
bore only) \$39.95

For a 1/2" tongue depth,  
order C2152 (1 1/4" bore  
only) \$49.95



3/4" BORE					
MODEL	CUTTER DIA. A	CUTTING LENGTH B	CUTTING WIDTH W	RADIUS	PRICE
C2168	2-7/8"	1-3/8"	1/2"	3/16"	\$189.00
1-1/4" BORE					
MODEL	CUTTER DIA. A	CUTTING LENGTH B	CUTTING WIDTH W	RADIUS	PRICE
C2183	3-3/4"	1-3/8"	1/2"	3/16"	\$259.00

## STILE & RAIL SET - QUARTER BEAD

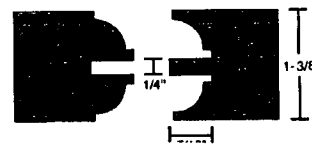


Safety Cutter

For glass doors,  
order C2320 (3/4"  
bore only) \$37.95

For glass doors,  
order C2323 (1 1/4"  
bore only) \$39.95

For a 1/2" tongue depth,  
order C2152 (1 1/4" bore  
only) \$49.95



GRIZC-04584

3/4" BORE					
MODEL	CUTTER DIA. A	CUTTING LENGTH B	CUTTING WIDTH W	RADIUS	PRICE
C2170	2-7/8"	1-3/8"	1/2"	5/16"	\$189.00
1-1/4" BORE					
MODEL	CUTTER DIA. A	CUTTING LENGTH B	CUTTING WIDTH W	RADIUS	PRICE
C2185	3-3/4"	1-3/8"	1/2"	5/16"	\$259.00

CALL 24 HOURS A DAY FROM ANYWHERE IN THE U.S.A. 1-800-523-4777

**INDUSTRIAL QUALITY  
CARBIDE TIPPED SHAPER CUTTERS**  
BUY 10 OR MORE ROUTER BITS OR SHAPER CUTTERS AND DEDUCT 10%  
ROUTER BITS SHOWN AT APPROXIMATELY 50% SCALE

MADE IN ISO 9002  
RATED FACTORY

**STILE & RAIL SETS - 6 PIECE  
ENTRY DOORS**


Build the entryway of your dreams using our 6-piece stile and rail set. Set includes 5 cutters and one spacer. We also have 1/2" and 5.5mm cutters and spacers available for 3/4" bore only. Please order panel cutters separately. (See pages 359-360).



For Standard 1 3/4" Material

See optional straight cutters and  
spacers on page 365.

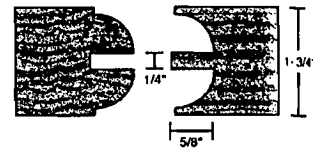
**STILE & RAIL SET - QUARTER ROUND**



For glass doors,  
order C2321 (1/2"  
bore only) \$39.95

For glass doors,  
order C2324 (1 1/4"  
bore only) \$39.95

For a 1/2" tongue depth,  
order C2154 (1 1/4" bore  
only) \$49.95



3/4" BORE					
MODEL	CUTTER DIA. A	CUTTING LENGTH B	CUTTING WIDTH W	RADIUS R	PRICE
C2172	3-1/8"	1-3/4"	5/8"	5/8"	\$209.00
1-1/4" BORE					
MODEL	CUTTER DIA. A	CUTTING LENGTH B	CUTTING WIDTH W	RADIUS R	PRICE
C2187	4"	1-3/4"	5/8"	5/8"	\$279.00

**STILE & RAIL SET - BEAD AND COVE**



GRIZC-04585

For glass doors,  
order C2321 (1/2"  
bore only) \$39.95

For glass doors,  
order C2324 (1 1/4"  
bore only) \$39.95

For a 1/2" tongue depth,  
order C2154 (1 1/4" bore  
only) \$49.95



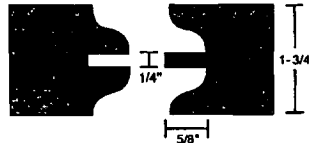
**STILE & RAIL SET - OGEE**



For glass doors,  
order C2321 (1/2"  
bore only) \$39.95

For glass doors,  
order C2324 (1 1/4"  
bore only) \$39.95

For a 1/2" tongue depth,  
order C2154 (1 1/4" bore  
only) \$49.95



3/4" BORE					
MODEL	CUTTER DIA. A	CUTTING LENGTH B	CUTTING WIDTH W	RADIUS R	PRICE
C2171	3-1/8"	1-3/4"	5/8"	3/8"	\$209.00
1-1/4" BORE					
MODEL	CUTTER DIA. A	CUTTING LENGTH B	CUTTING WIDTH W	RADIUS R	PRICE
C2186	4"	1-3/4"	5/8"	3/8"	\$279.00

3/4" BORE					
MODEL	CUTTER DIA. A	CUTTING LENGTH B	CUTTING WIDTH W	RADIUS R	PRICE
C2173	3-1/8"	1-3/4"	5/8"	1/4"	\$209.00
1-1/4" BORE					
MODEL	CUTTER DIA. A	CUTTING LENGTH B	CUTTING WIDTH W	RADIUS R	PRICE
C2188	4"	1-3/4"	5/8"	1/4"	\$279.00




MADE IN ISO 9002  
RATED FACTORY

## INDUSTRIAL QUALITY CARBIDE TIPPED SHAPER CUTTERS

BUY 10 OR MORE ROUTER BITS OR SHAPER CUTTERS AND DEDUCT 10%  
SHAPER CUTTERS SHOWN AT APPROXIMATELY 50% SCALE

**Grizzly®**  
SHAPER CUTTERS

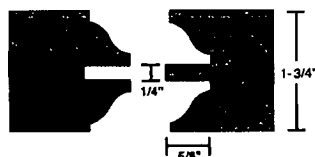
### STILE & RAIL SET - ROMAN OGEE



For glass doors,  
order C2321 (1/4"  
bore only) \$39.95


For glass doors,  
order C2324 (1 1/4"  
bore only) \$39.95

For a 1/2" tongue depth,  
order C2154 (1 1/4" bore  
only) \$49.95



3/4" BORE				
MODEL	CUTTER DIA. A	CUTTING LENGTH B	CUTTING WIDTH C	PRICE
C2174	3-1/8"	1-3/4"	5/8"	\$209.00
1-1/4" BORE				
MODEL	CUTTER DIA. A	CUTTING LENGTH B	CUTTING WIDTH C	PRICE
C2189	4"	1-3/4"	5/8"	\$279.00

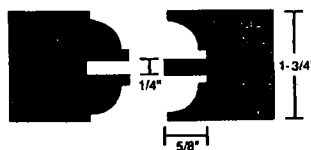
### STILE & RAIL SET - QUARTER BEAD



For glass doors,  
order C2321 (1/4"  
bore only) \$39.95

For glass doors,  
order C2324 (1 1/4"  
bore only) \$39.95

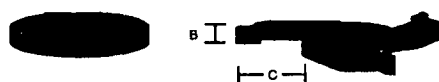
For a 1/2" tongue depth,  
order C2154 (1 1/4" bore  
only) \$49.95



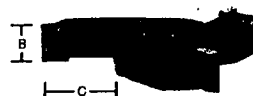
3/4" BORE				
MODEL	CUTTER DIA. A	CUTTING LENGTH B	CUTTING WIDTH C	PRICE
C2175	3-1/8"	1-3/4"	5/8"	\$209.00
1-1/4" BORE				
MODEL	CUTTER DIA. A	CUTTING LENGTH B	CUTTING WIDTH C	PRICE
C2190	4"	1-3/4"	5/8"	\$279.00

### OPTIONAL STRAIGHT CUTTERS AND SPACERS FOR 3/4" BORE STILE & RAIL SETS

Customize your 3/4" bore stile and rail sets for standard thickness plywood panels with these cutters and spacers. Choose the 5.5mm set for undersized 1/4" panels and the 1/2" set for 1/2" panels. Stack cutters for 3/4" panels. Please note that changing the tongue thickness will change the overall thickness of the stacked stile and rail sets. Adjust your stile and rail material thickness accordingly. Includes cutter and spacer.



3/4" BORE				
MODEL	USE WITH DOOR SETS	CUTTING LENGTH B	CUTTING DEPTH C	PRICE
C2309	Cabinet	1/4"	1/2"	\$49.95
C2160	Cabinet	5.5mm	3/8"	\$49.95
C2192	Passage	5.5mm	1/2"	\$49.95
C2191	Passage	1/2"	1/2"	\$49.95
C2195	Entry	5.5mm	5/8"	\$59.95
C2194	Entry	1/2"	5/8"	\$59.95



3/4" BORE				
MODEL	USE WITH DOOR SETS	CUTTING LENGTH B	CUTTING DEPTH C	PRICE
C2158	Cabinet	1/4"	3/8"	\$49.95
C2193	Passage	1/4"	1/2"	\$49.95
C2196	Entry	1/4"	5/8"	\$49.95

### OPTIONAL STRAIGHT CUTTERS FOR 1 1/4" BORE STILE & RAIL SETS

Customize your 1 1/4" bore stile and rail sets for variable thickness panels in 1/4" increments with these straight cutters. For 3/4" thick panels and greater, double up the cutters for your desired panel thickness. Please note that changing the thickness of the optional cutters will change the overall thickness of the stacked stile and rail sets. Adjust your stile and rail material thickness accordingly.



GRIZC-04586

1-1/4" BORE				
MODEL	USE WITH DOOR SETS	CUTTING LENGTH B	CUTTING DEPTH C	PRICE
C2149	Cabinet	1/4"	3/8"	\$49.95
C2150	Cabinet	1/2"	3/8"	\$49.95
C2151	Passage	1/4"	1/2"	\$49.95
C2152	Passage	1/2"	1/2"	\$49.95
C2153	Entry	1/4"	5/8"	\$49.95
C2154	Entry	1/2"	5/8"	\$49.95

CALL 24 HOURS A DAY FROM ANYWHERE IN THE U.S.A. 1-800-523-4777

365

## INDUSTRIAL QUALITY CARBIDE TIPPED SHAPER CUTTERS

BUY 10 OR MORE ROUTER BITS OR SHAPER CUTTERS AND DEDUCT 10%  
ROUTER BITS SHOWN AT APPROXIMATELY 50% SCALE

MADE IN ISO 9002  
RATED FACTORY

### HANDRAIL SHAPER CUTTERS

Style #1

Put the finishing touch on your custom staircase with this classic handrail. Use these cutters separately to create interesting shapes and lines on other projects calling for a distinctive touch. We know you've always wanted to have a custom handrail set; the hard part is choosing which one.

C2214



(Wood Sample Shown at 7/8")

Workpiece 1 1/4" x 2 1/2"



C2214  
Not To Scale



C2215  
Not To Scale

Set C2216 \$174.95

3/4" BORE				
MODEL	CUTTER DIA. A	CUTTING LENGTH B	RADIUS R	PRICE
C2214	5"	1-1/8"	-	\$89.00
C2215	3"	1-1/4"	1/8"	\$89.00

### HANDRAIL SHAPER CUTTERS

Style #2

Save a fortune on expensive handrails by creating your own rail stock with your shaper. Recommended for use on 3 H.P. or larger shapers, these carbide-tipped cutters let you mill full-sized 2 1/2"-high rails out of your choice of softwoods or hardwoods. These stacking cutters are for use on 3/4" spindles.

C2217



(Wood Sample Shown at 50%)

Workpiece 2 1/4" x 2 1/2"



C2217  
Not To Scale



C2218  
Not To Scale

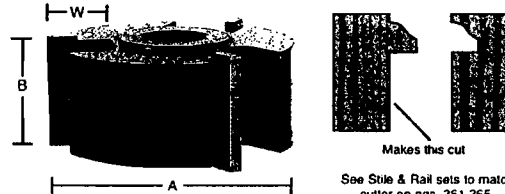
GRIZC-04587

Set C2219 \$245.00

3/4" BORE				
MODEL	CUTTER DIA. A	CUTTING LENGTH B	RADIUS R	PRICE
C2217	4-3/4"	1-5/8"	-	\$149.00
C2218	2-5/8"	1-5/8"	3/32"	\$99.00

### GLASS DOOR CUTTERS

We've gotten so many requests for this cutter that we just had to make one for our Stile & Rail sets. (Cutter does not cut glass.)



Makes this cut  
See Stile & Rail sets to match cutter on pgs. 361-365.

3/4" BORE				
MODEL	CUTTER DIA. A	CUTTING LENGTH B	CUTTING WIDTH W	PRICE
C2319	2-5/8"	1-1/4"	1/2"	\$37.95
C2320	2-7/8"	1-1/4"	1/2"	\$37.95
C2321	3-1/8"	1-1/4"	5/8"	\$39.95

1-1/4" BORE				
MODEL	CUTTER DIA. A	CUTTING LENGTH B	CUTTING WIDTH W	PRICE
C2322	3-1/2"	1-1/4"	1/2"	\$39.95
C2323	3-3/4"	1-1/4"	1/2"	\$39.95
C2324	4"	1-1/4"	5/8"	\$39.95

### FLOORING CUTTER SET

For 5/8" and 3/4" material

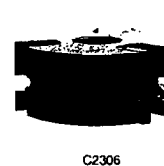
Create your own custom flooring materials from standard dimensional materials with these carbide cutters. Designed for use with 5/8" and 3/4" lumber, these cutters are great for designing new floors or for creating replacement planks for repair and renovation. For use on 3/4" spindles. Tongue and groove are below center, so you can resand and finish a number of times.

GROOVE

TONGUE



C2305



C2306



1/32" -||-



Complete Set C2307 \$129.95

3/4" BORE				
MODEL	CUTTER DIA. A	CUTTING LENGTH B	CUTTING WIDTH W	PRICE
C2305	2-5/8"	1"	5/8"	\$69.95
C2306	2-5/8"	1"	1/2"	\$69.95

MADE IN ISO 9002  
RATED FACTORY


## INDUSTRIAL QUALITY CARBIDE TIPPED SHAPER CUTTERS

BUY 10 OR MORE ROUTER BITS OR SHAPER CUTTERS AND DEDUCT 10%  
SHAPER CUTTERS SHOWN AT APPROXIMATELY 50% SCALE

**Grizzly®**  
SHAPER CUTTERS

### CROWN MOULDING STYLES

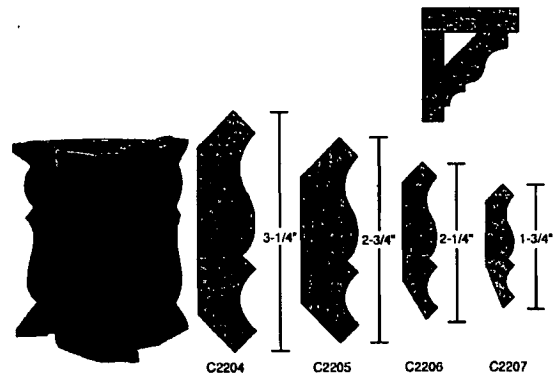
Our 1" bore industrial quality crown moulding cutters are 3½" in diameter and tipped with 3mm carbide. We really overdid it this time, so produce all the moulding you want. Custom millwork companies — take a good look at these!



GRIZZLY®  
EXCLUSIVE!

3 H.P. 1" Spindle Shaper Recommended

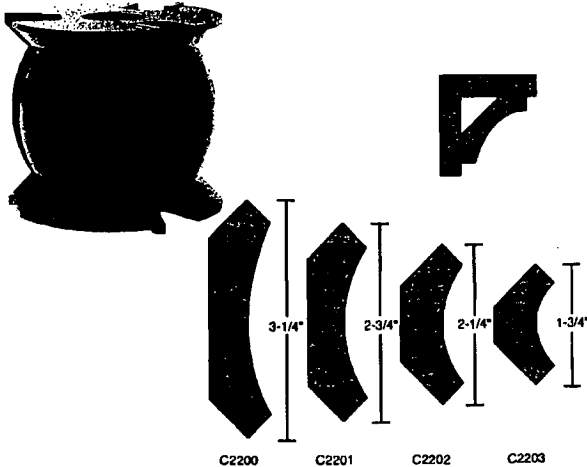
### CROWN MOULDING



(Wood Samples Shown)

1" BORE			
MODEL	CUTTER DIA.	CUTTING LENGTH	PRICE
C2204	3-1/2"	3-1/2"	\$275.00
C2205	3-1/2"	3"	\$250.00
C2206	3-1/2"	2-1/2"	\$195.00
C2207	3-1/2"	2"	\$130.00

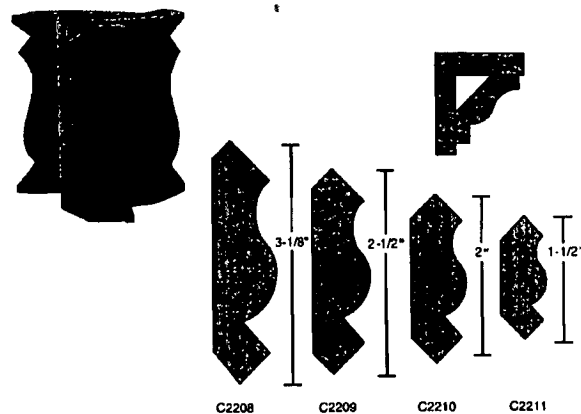
### COVE MOULDING



(Wood Samples Shown)

1" BORE				
MODEL	CUTTER DIA.	CUTTING LENGTH	RADIUS LENGTH	PRICE
C2200	3-1/2"	3-1/2"	2-1/2"	\$245.00
C2201	3-1/2"	3"	2"	\$199.00
C2202	3-1/2"	2-1/2"	1-1/2"	\$130.00
C2203	3-1/2"	2"	1"	\$89.00

### CROWN MOULDING



GRIZC-04588

(Wood Samples Shown)

1" BORE			
MODEL	CUTTER DIA.	CUTTING LENGTH	PRICE
C2208	3-1/2"	3-1/2"	\$275.00
C2209	3-1/2"	3"	\$250.00
C2210	3-1/2"	2-1/2"	\$175.00
C2211	3-1/2"	2"	\$125.00

CALL 24 HOURS A DAY FROM ANYWHERE IN THE U.S.A. 1-800-523-4777

367

**Grizzly®**  
**SHAPER CUTTERS**

GRIZC-04589

**THE ULTIMATE QUALITY**  
**5 WING, MICRO GRAIN, CARBIDE TIPPED SHAPER CUTTERS**  
**BUY 10 OR MORE SHAPER CUTTERS AND DEDUCT 10%**















MADE IN ISO 9002  
RATED FACTORY

We took our metalworking experience, combined it with woodworking know-how and have designed industrial grade shaper cutters that are second to none in cutting performance.

Five blade cutterheads, micro grain carbide that is precision ground to 600 grit for razor sharp performance, high speed balancing plus ground top and bottom arbor seats leave a finished surface on the wood that is **unbelievable**. We even put in a  $\frac{3}{16}$ " keyway for use of these cutters on milling machines!

During our "torture" testing, we took full profile cuts in mahogany and found results to be astonishing. Then came the tricky part. We wanted to cut through a large knot in the wood (don't try this at home). It cut right through the knot and left a finish that looked like it had been sanded and buffed. At that point, the person who designed these advanced shaper cutters (President of Grizzly) was grinning from ear to ear!

ALL BORES ARE  $1\frac{1}{4}$ "

<b><math>\frac{1}{4}</math>" STRAIGHT CUTTER</b>  <b>MODEL C3688Z 4" dia. \$79.95</b>	<b><math>\frac{1}{2}</math>" STRAIGHT CUTTER</b>  <b>MODEL C3689Z 4" dia. \$79.95</b>	<b>1" STRAIGHT CUTTER</b>  <b>MODEL C3690Z 4" dia. \$79.95</b>
<b><math>\frac{3}{4}</math>" ROUNDOVER</b>  <b>MODEL C3691Z 4 1/2" dia. \$89.95</b>	<b>PANEL CUTTER OGEE</b>  <b>MODEL C3692Z 5 1/4" dia. \$99.95</b>	<b>PANEL CUTTER 15° FACE CUT</b>  <b>MODEL C3693Z 5 1/4" dia. \$99.95</b>
<b>PANEL CUTTER 12° FACE &amp; QUARTER ROUND</b>  <b>MODEL C3694Z 5 1/4" dia. \$99.95</b>	<b>PANEL CUTTER CONVEX</b>  <b>MODEL C3695Z 5 1/4" dia. \$99.95</b>	<b>DOUBLE LOCK MITER</b>  <b>MODEL C3696Z 5" dia. \$99.95</b>
<b>STAIR TREAD NOSE</b>  <b>MODEL C3697Z 4 5/8" dia. \$89.95</b>	<b>UNDER CUTTER AND SPACER SET FOR PANEL CUTTERS</b>  <b>MODEL C3698Z 4 5/8" dia. \$89.95</b>	<b>45° BEVEL</b>  <b>MODEL C3700Z 4 1/2" dia. \$89.95</b>
<b>3-PC. REVERSIBLE STILE &amp; RAIL SET/ROMAN OGEE WITH SPACER</b>  <b>MODEL C3701Z 3 1/2" dia. \$99.95</b>	<b>2 PIECE TONGUE &amp; GROOVE</b>  <b>MODEL C3699Z 4" Diameter Set \$199.95</b>	

02  
Y  
S

that  
plus  
e of  
We  
had  
rom

5

5

5

5

**MADE IN ISO 9002  
RATED FACTORY**

**THE ULTIMATE QUALITY**















**5 WING, MICRO GRAIN, CARBIDE TIPPED SHAPER CUTTERS**

**BUY 10 OR MORE SHAPER CUTTERS AND DEDUCT 10%**

**New!**

ALL BORES ARE 1 1/4"

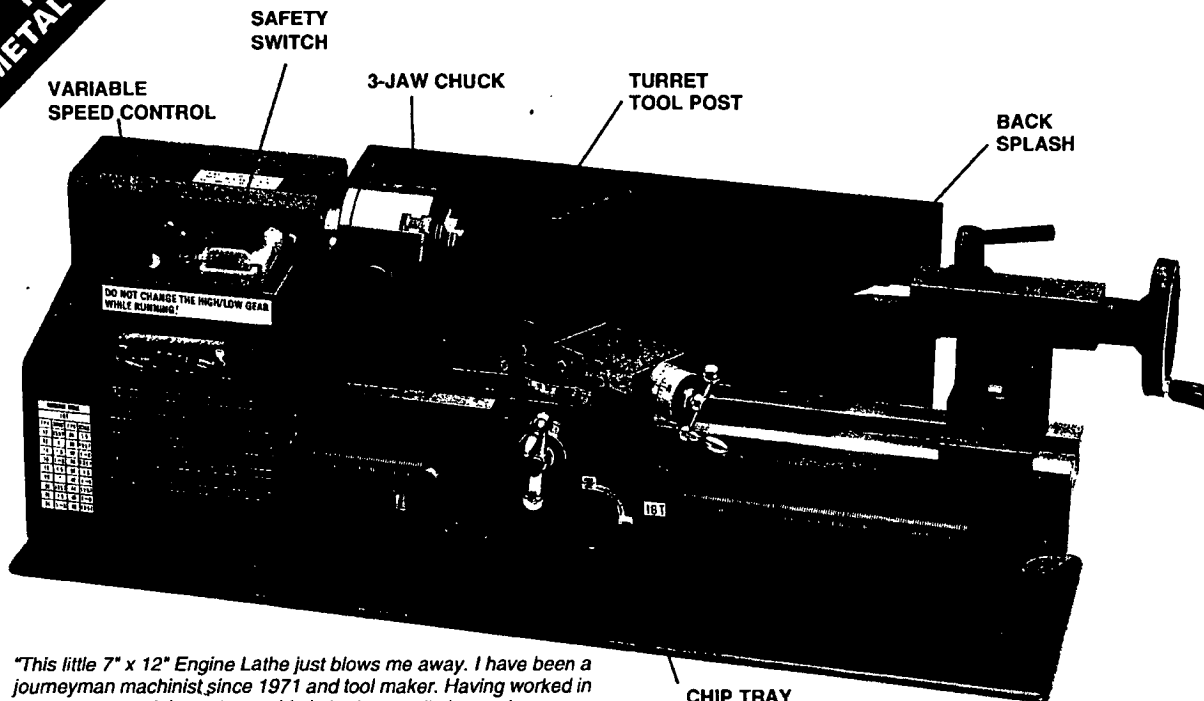
**Grizzly®**  
**SHAPER CUTTERS**

<p><b>Ogee Moulding</b></p>  <p>MODEL C2097Z 3" dia. \$64.95</p>	<p><b>PANEL CUTTER 5° FACE CUT</b></p>  <p>MODEL C2074Z 5 1/2" dia. \$89.95</p>	<p><b>REVERSIBLE DETAIL Bead &amp; Cove</b></p>  <p>MODEL C2126Z 3" dia. \$69.95</p>
<p><b>BEAD &amp; COVE</b></p>  <p>MODEL C2091Z 3 1/4" dia. \$64.95</p>	<p><b>HANDRAIL SHAPER CUTTER SET Style #1</b></p> 	<p><b>REVERSIBLE DETAIL Ogee</b></p>  <p>MODEL C2128Z 3 3/4" dia. \$69.95</p>
<p><b>30° BEVEL</b></p>  <p>MODEL C2089Z 3" dia. \$59.95</p>	 <p>GRIZC-04590</p>	<p><b>CROWN MOULDING</b></p> 
<p><b>DOUBLE FLUTE</b></p>  <p>MODEL C2092Z 3 1/4" dia. \$59.95</p>	<p>MODEL C2216Z 5" dia. \$239.95</p>	<p>MODEL C2204Z 3 1/2" dia. \$399.95</p>
<p><b>QUARTER ROUND</b></p>  <p>MODEL C2036Z 2 5/8" dia. \$79.95</p>	<p><b>STILE &amp; RAIL SET - ROMAN OGEE</b></p>  <p>MODEL C2174Z 3 1/8" dia. \$325.95</p>	
<p><b>GLASS DOOR CUTTER</b></p>  <p>MODEL C2302Z 3.177" dia. \$59.95</p>	<p><b>STILE &amp; RAIL SET - QUARTER BEAD</b></p>  <p>MODEL C2175Z 3 1/8" dia. \$325.95</p>	

**CALL 24 HOURS A DAY FROM ANYWHERE IN THE U.S.A. 1-800-523-4777**

# MINI METAL LATHE

## 7" x 12" MINI METAL LATHE



"This little 7" x 12" Engine Lathe just blows me away. I have been a journeyman machinist since 1971 and tool maker. Having worked in some very prestigious shops, this lathe is actually better than many used in some big shops! Quality, quality, quality!!!"

Edwin Craft  
La Cygne, KS

Powered by a 3/4 H.P. motor, this lathe also features: variable speeds (0-2500 RPM), inch and metric reading dials, turret tool post, chip tray and splash guard. This is a great starter machine priced at an incredibly low \$495!

### A perfect machine for hobby and small jobs!

#### FEATURES:

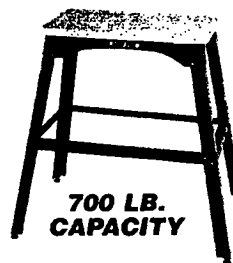
- Variable Speed
- 16 TPI Reversible Leadscrew
- Forward and Reverse In All Speeds
- Chip Tray and Backsplash Guard
- Threading Dial Indicator
- Standard and Metric Graduations

#### SPECIFICATIONS:

- Swing over bed: .....7"
- Distance between centers: .....12"
- Spindle bore: .....20mm
- Tailstock taper: .....MT #2
- Tailstock travel: .....2 1/2"
- Cross-slide travel: .....2 1/4"
- Speed range: .....Low Range: 0-1100 RPM  
.....High Range: 0-2500 RPM
- Range of threads: .....12-52 TPI
- Motor: .....3/4 HP, 110V
- Number of thread pitches: .....18
- Net weight: .....74 lbs.
- Shipping weight approximate: .....89 lbs.


GRIZC-04591

#### OPTIONAL STAND



700 LB.  
CAPACITY

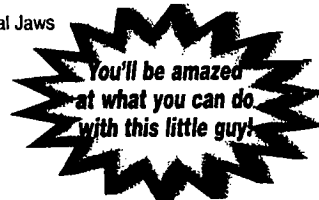
SPECIAL  
MODEL G7313  
REG \$54<sup>95</sup> \$39<sup>95</sup>  
TWO OR MORE \$35<sup>00</sup> EACH



Mini Milling Machine  
available on page 388

#### STANDARD EQUIPMENT:

- 3" Three-Jaw Chuck with External Jaws
- 6 1/4" Face Plate
- Steady Rest
- Four-Position Turret Post
- Complete Set of Change Gears
- MT #2 Dead Center
- Wrenches

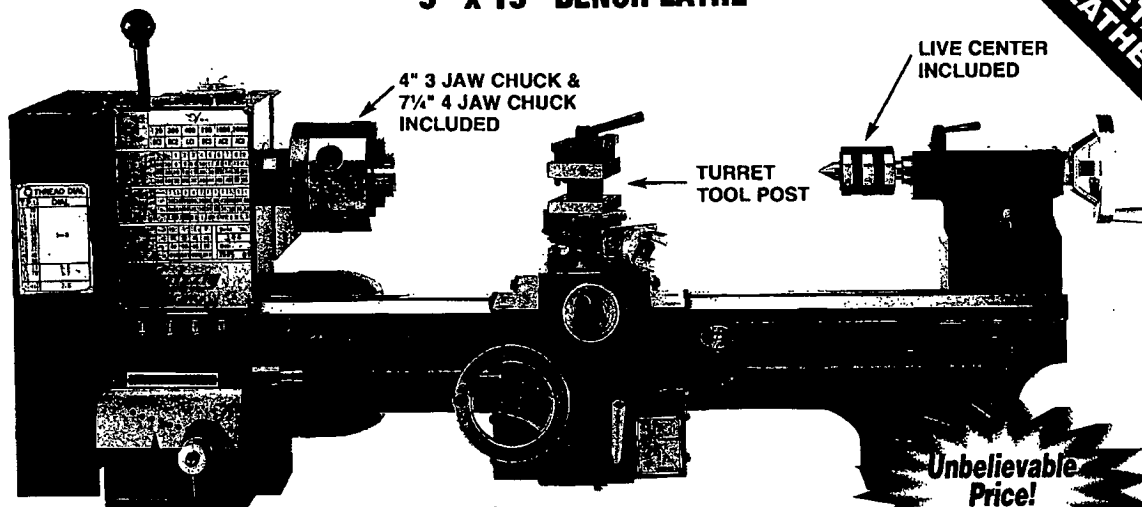


7" x 12" Mini Metal Lathe  
**MODEL G8688 ONLY \$495<sup>00</sup>**  
SHIP ANYWHERE WITHIN 48 STATES FOR \$30<sup>00</sup>

**\$30**  
ANYWHERE IN  
LOWER 48 STATES

## 9" x 19" BENCH LATHE

METAL  
LATHES



QUICK-CHANGE  
GEAR BOX


4" 3 JAW CHUCK &  
7 1/4" 4 JAW CHUCK  
INCLUDED

TURRET  
TOOL POST


LIVE CENTER  
INCLUDED

Unbelievable  
Price!  
\$795<sup>00</sup>

There's never been a better time to get into metalworking — or a better price on a professional-quality Grizzly metalworking lathe. The Model G4000 is precision crafted by one of our most-trusted factories for superior accuracy and long-lasting dependability. You won't find a better combination of price and performance on a full-featured 9" x 19" lathe anywhere!




**U.S.A. MADE MOTOR  
INSTALLED BY  
GRIZZLY  
TECHNICIANS**



Headstock

The Model G4000 9" x 19" Lathe's quick-change gearbox offers up to 27 standard and 11 metric threads, ranging from eight to 56 threads-per-inch.



Carriage Assembly

Full-featured carriage and apron assemblies travel smoothly on the Model G4000's finely finished ways, providing super-accurate cuts and finishes.

### SPECIFICATIONS:

Swing over bed .....	9"
Swing over cross slide .....	5"
Distance between centers .....	19"
Spindle bore .....	3/4"
Spindle thread .....	39mm x 4mm pitch
Taper in spindle nose .....	MT#3
Motor .....	3/4 HP, 110V
Number of speeds .....	6
Range of speeds .....	130, 300, 400, 600, 1000, 2000 RPM
Range of inch threads .....	8 - 56 TPI
Range of metric threads .....	.05 - 3.0mm
Range of feeds .....	.0023 - .013
Lead screw .....	1/2" - 16 TPI
Compound travel .....	1 1/4"
Cross slide travel .....	4 1/4"
Carriage travel .....	16"
Maximum tool size .....	3/4" x 3/4"
Tailstock barrel travel .....	1 1/4"
Tailstock barrel taper .....	MT#2
Spindle thread .....	M39 - 4.0
Number of longitudinal feeds .....	18
Number of inch threads .....	27
Number of metric threads .....	11
Overall dimensions .....	36 1/2" x 22" x 15"
Approx. shipping weight .....	300 lbs.

### STANDARD EQUIPMENT:

- 4" 3-jaw chuck with two sets of jaws
- 7 1/4" 4-jaw chuck with reversible jaws
- Steady rest
- Follow rest
- MT#2 Dead center
- MT#3 Dead center
- MT#2 Live center
- 4-way tool post
- Face plate
- Extra C-type tool post
- Tool Box & Tool Kit

**SPECIAL  
PRICE!**

9" x 19" Bench Lathe  
**MODEL G4000**

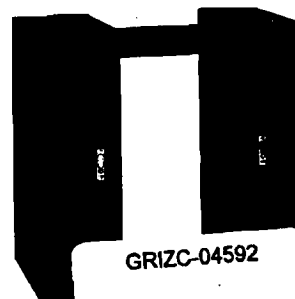
**\$845.00 ONLY \$795<sup>00</sup>**

SHIP ANYWHERE WITHIN 48 STATES FOR \$75<sup>00</sup>

Motor Made  
in U.S.A!



### OPTIONAL STAND



GRIZC-04592

Stand for G4000 Lathe (9" x 19" Lathe)

**MODEL G4001 ONLY \$110<sup>00</sup>**

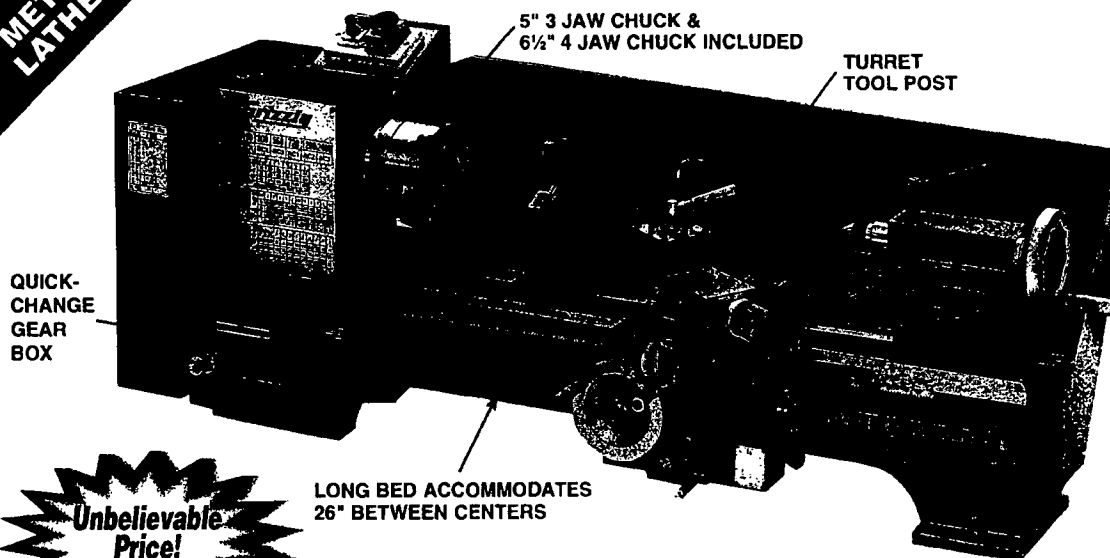
SHIP ANYWHERE WITHIN 48 STATES FOR \$30<sup>00</sup>

**CALL 24 HOURS A DAY FROM ANYWHERE IN THE U.S.A. 1-800-523-4777**

371


**METAL  
LATHE**

## 11" x 26" LIGHT-DUTY LATHE




**Unbelievable  
Price!  
\$1,195<sup>00</sup>**

This is another great starter metal lathe with more capacity! This specially designed machine is an outstanding value and able to take on light duty jobs requiring an 11" swing, a 1" spindle bore and 26" between centers. And with a 1 H.P. motor, you'll be able to make quick work of even the most challenging jobs. This is an awesome value and a lot of lathe for a hobby machinist!



**A Look At The Gear Train**



**Carriage Assembly**

Full-featured carriage and apron assemblies travel smoothly on the Model G9972's finely finished ways, providing super-accurate cuts and finishes.

### SPECIFICATIONS:

Swing over bed .....	10 3/4"
Swing over cross slide .....	6 3/4"
Distance between centers .....	26"
Hole through spindle .....	1"
Taper in spindle nose .....	M.T.#4
Motor .....	1 H.P. ,110V
Number of speeds .....	6
Range of speeds .....	150, 300, 560, 720, 1200, 2400 RPM
Range of inch threads .....	.8 - 56 TPI
Range of metric threads .....	.05 - 3.0mm
Range of feeds .....	.0023 - .013
Lead screw .....	3/4" - 8 TPI
Compound travel .....	2 3/4"
Cross slide travel .....	5 3/4"
Carriage travel .....	23"
Maximum tool size .....	1/2" x 1/2"
Tailstock barrel travel .....	2 1/2"
Tailstock barrel taper .....	MT#3
Spindle thread .....	1 1/4" x 8 TPI
Number of longitudinal feeds .....	18
Number of inch threads .....	27
Number of metric threads .....	11
Overall dimensions .....	23" W x 51" L x 19" H
Approx. shipping weight .....	590 lbs.

### STANDARD EQUIPMENT:

- 5" 3-jaw chuck with two sets of jaws
- 6 1/2" 4-jaw chuck with reversible jaws
- Steady rest
- Follow rest
- MT#3 Dead center
- 4-way tool post
- Face plate
- Tool Box & Tool Kit

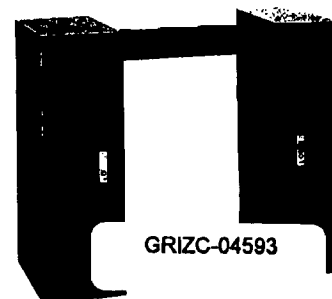
**As Low  
As \$719<sup>01</sup>**  
Excludes tax & freight.

**SPECIAL  
PRICE!**

**\$125<sup>00</sup>**  
ANYWHERE IN  
LOWER 48 STATES

11" x 26" Bench Lathe  
**MODEL G9972**  
**ONLY \$1,195<sup>00</sup>**  
SHIP ANYWHERE WITHIN 48 STATES FOR \$125<sup>00</sup>

### OPTIONAL STAND



**GRIZC-04593**

Stand for G9972 Lathe (11" x 26" Lathe)  
**MODEL G9973 ONLY \$169<sup>95</sup>**  
SHIP ANYWHERE WITHIN 48 STATES FOR \$55<sup>00</sup>

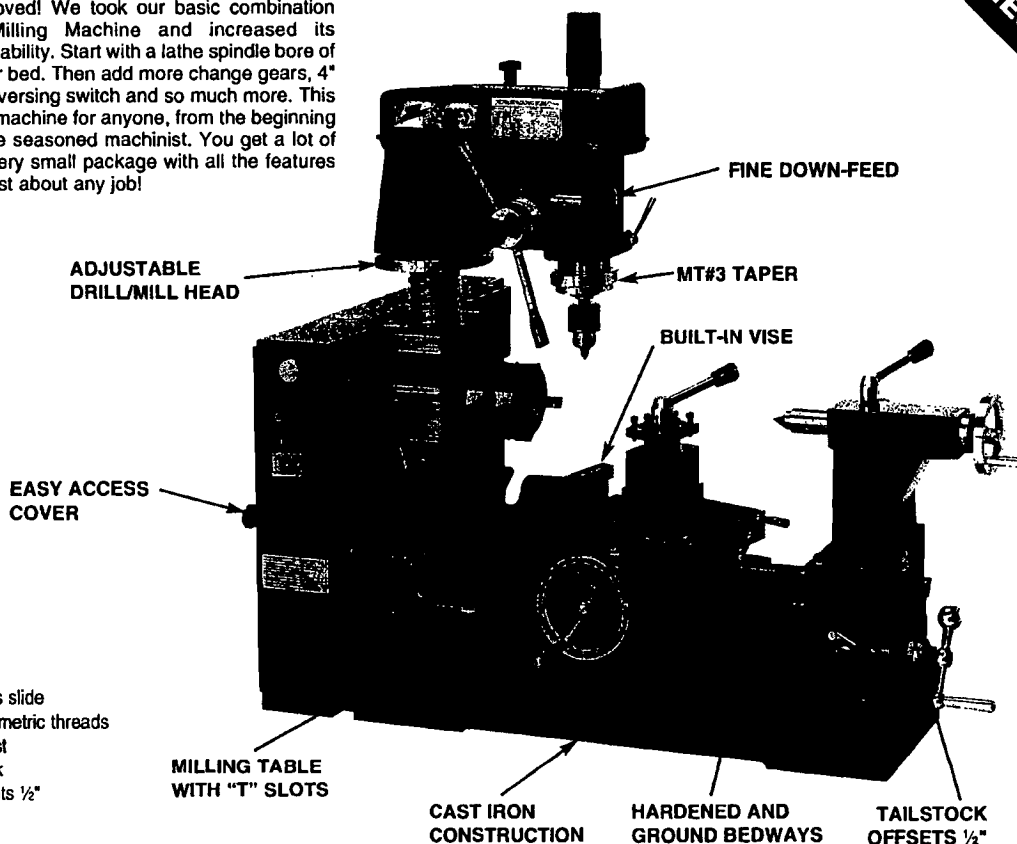




## COMBO LATHE/MILL

METAL  
LATHES

New and improved! We took our basic combination Metal Lathe/Milling Machine and increased its capacity and usability. Start with a lathe spindle bore of  $\frac{3}{4}$ " and a longer bed. Then add more change gears, 4" 3-jaw chuck, reversing switch and so much more. This is an excellent machine for anyone, from the beginning machinist to the seasoned machinist. You get a lot of machine in a very small package with all the features you need for just about any job!



### FEATURES:

- T-slots in cross slide
- Cuts inch and metric threads
- Turret tool post
- 4" 3-jaw chuck
- Tailstock offsets  $\frac{1}{2}$ "
- Built-in vise

### SPECIFICATIONS:


Swing over bed .....	16 $\frac{1}{2}$ "
Swing over saddle .....	11 $\frac{1}{2}$ "
Distance between centers .....	19.2"
Spindle taper .....	M.T.#3
Mill drill spindle taper .....	M.T.#3
Draw bar .....	$\frac{3}{4}$ "-16 TPI
Tailstock barrel travel .....	1 $\frac{1}{2}$ "
Cross slide travel .....	4 $\frac{1}{2}$ "
Number of Mill/Drill speeds .....	12
Mill/Drill speed range .....	150, 200, 280, 330, 380, 440, 500, 560, 640, 710, 910, 1030, 1450, 1600 RPM
Number of Lathe speeds .....	7
Lathe speed range .....	185, 330, 405, 535, 680, 955, 1455 RPM
Thread range (inches) .....	.27 @ 8 - 120 TPI
Thread range (metric) .....	.18 @ .2 - 3.0 mm
Motor size (Single phase 110V) .....	$\frac{3}{4}$ HP
Shipping weight approximate .....	500 lbs.

### STANDARD EQUIPMENT:

- 4" 3-jaw chuck
- $\frac{1}{2}$ " drill chuck
- MT#3 chuck arbor
- 2 dead centers
- Change gears
- 5" backplate
- 9 $\frac{1}{2}$ " face plate

GRIZC-04594

**\$125**  
ANYWHERE IN  
LOWER 48 STATES



Close-up of carriage and tool post  
with built-in vise

Combo Lathe/Mill

MODEL G4015Z

**SPECIAL PRICE REDUCTION**

~~\$850<sup>00</sup>~~ **\$795<sup>00</sup>**

SHIP ANYWHERE WITHIN 48 STATES FOR **\$125<sup>00</sup>**

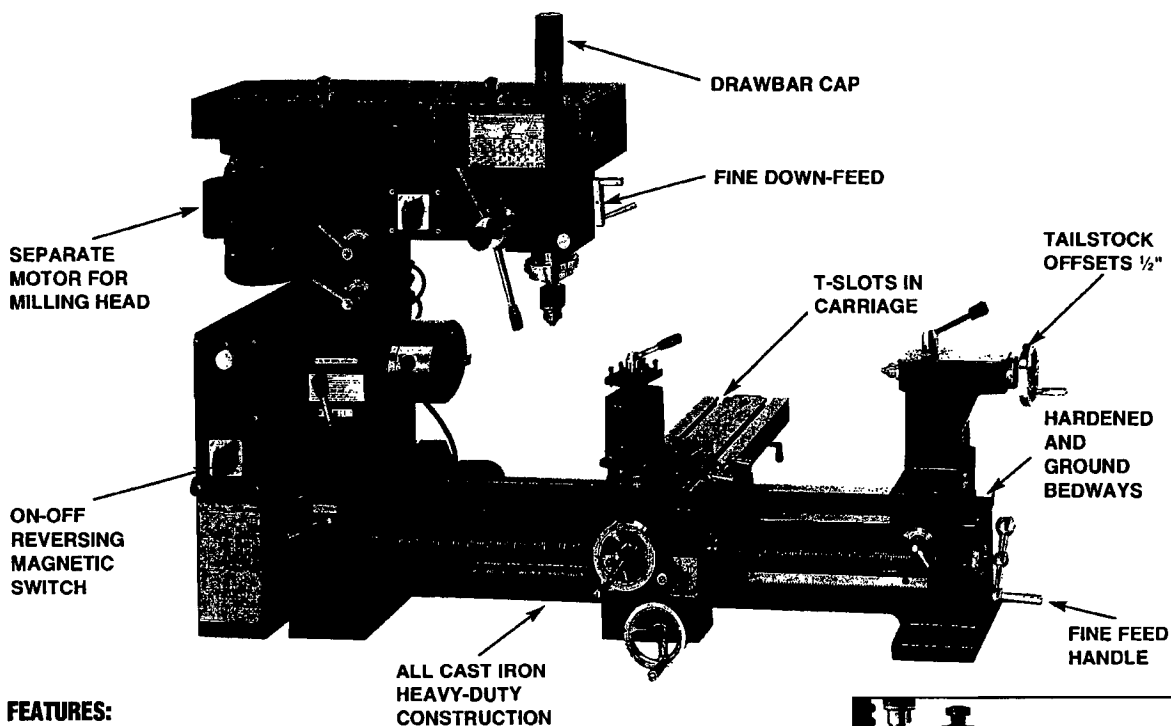
CALL 24 HOURS A DAY FROM ANYWHERE IN THE U.S.A. 1-800-523-4777

373

**METAL  
LATHES**

## COMBO LATHE/MILL

Need a larger combo machine? One with an awesome 31" between centers and 16½" swing? Then the G9729 is the answer. With great features like – magnetic controller and – forward / reverse switch, hardened and ground bedways, two motors for extra power and a 4-way turret tool post makes this a real do-it-all machine. Cuts inch and metric threads with ease and includes a built-in milling table with T-slots, a steady rest and a follow rest. Convenient window allows easy verification of drill spindle speeds. An incredible machine at an unbeatable price!



### FEATURES:


- Forward / reverse switch
- Built-in milling table with T-slots
- Two separate motors
- Power longitudinal feed
- Power cross slide
- Magnetic switch
- Four-position turret tool post
- Steady and follow rest
- Tailstock offsets ½"
- Threading dial

**ALL CAST IRON  
HEAVY-DUTY  
CONSTRUCTION**

### STANDARD ACCESSORIES:

- 5" 3-jaw chuck
- ½" drill chuck
- MT#3 chuck arbor ¾" x 16 TPI
- 2 dead centers
- Change gears
- Steady rest
- Follow rest
- 9" faceplate

See page 428  
for  
End Mill Holders



Includes follow rest and steady rest.  
(Tool post removed for photo)

### SPECIFICATIONS:

Swing over bed.....	16½"
Swing over cross slide.....	11½"
Distance between centers.....	31"
Spindle.....	4-bolt intrinsic
Spindle nose taper.....	MT#4
Drawbar.....	¾" x 16 TPI
Spindle bore.....	1½"
Tailstock barrel taper.....	MT#3
Tailstock barrel travel.....	1¼"
Cross slide travel.....	3¾"
Top slide travel.....	2½"
Spindle to work table.....	12"
Spindle travel (drill).....	4½"
Spindle taper (drill).....	MT#3
Number of speeds.....	7 lathe / 16 mill/drill
Lathe speed range.....	175-1425 RPM

GRIZC-04595

As Low  
As **\$5725**  
Excludes tax & freight.

Mil/drill speed range.....	135-1500 RPM
Range of threads (inches).....	4-120 TPI
Range of threads (metric).....	0.75-6mm
Motor size (Single phase 110V).....	¾ H.P.
Approximate shipping weight.....	700 lbs.

Combo Lathe/Mill  
**MODEL G9729 ONLY \$1395<sup>00</sup>**  
SHIP ANYWHERE WITHIN 48 STATES FOR \$125<sup>00</sup>

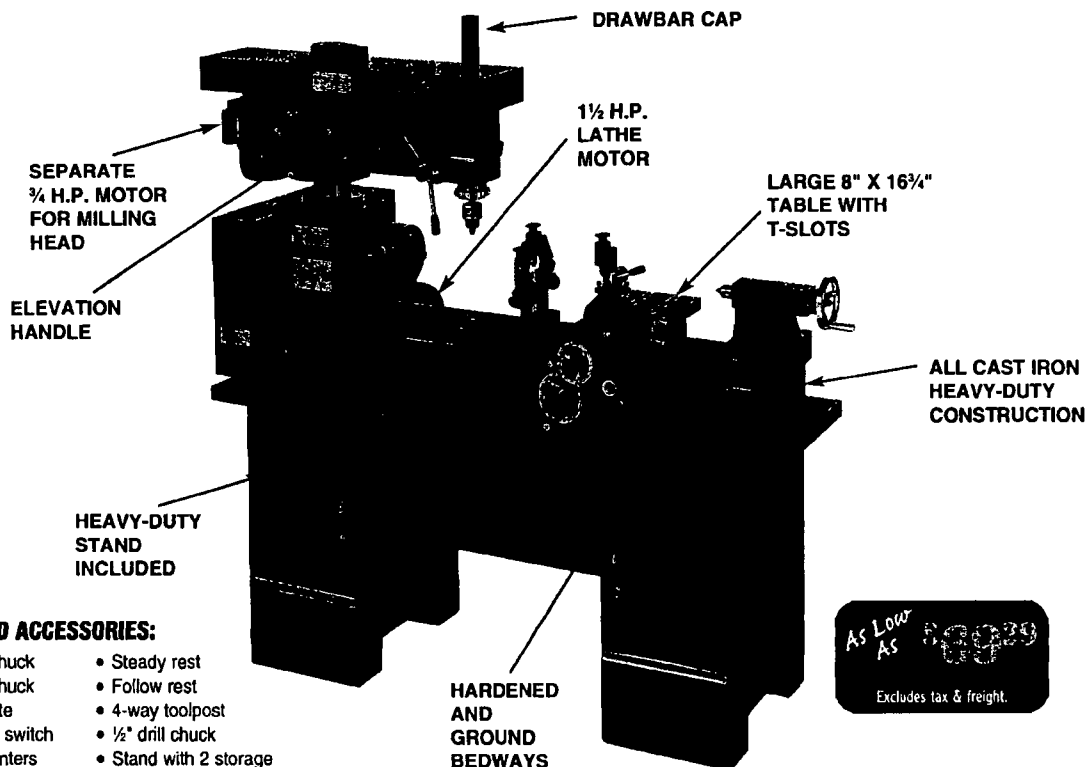
**\$125<sup>00</sup>**  
ANYWHERE IN  
LOWER 48 STATES



## 12" x 39" LARGE COMBO LATHE/MILL

**METAL  
LATHES**

This is the machine for the most serious hobbyist or even a busy, but crowded job shop. Our newest combo machine boasts some serious power and capacity! Powered by a ¾ H.P. motor for the mill/drill and a 1½ H.P. motor for the lathe, you can machine a wide variety of projects a few at a time or all day long. The work table measures 7½" x 16½" and has standard T-slots (uses our G9511 T-slot nuts). The lathe spindle has a 1½" bore and accommodates 39" between centers. Check out all the features listed below. With the included accessories, this is a bargain that's hard to pass up.



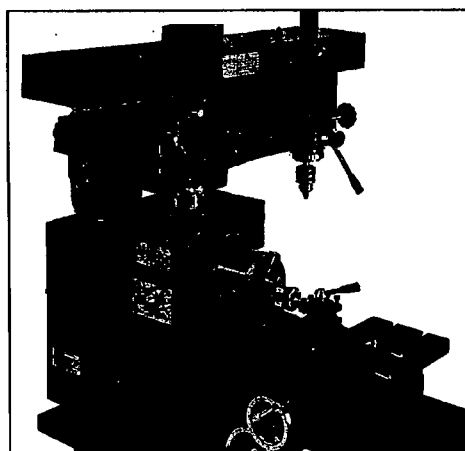
### STANDARD ACCESSORIES:

- 6" 3-jaw chuck
- 8" 4-jaw chuck
- 8" faceplate
- Reversing switch
- 2 dead centers
- Threading dial
- Steady rest
- Follow rest
- 4-way toolpost
- ½" drill chuck
- Stand with 2 storage compartments

### SPECIFICATIONS:

Swing over bed .....	12"
Swing over cross slide .....	6½"
Distance between centers .....	39"
Spindle .....	Intrinsic 6" back plate
Lathe spindle bore .....	1½"
Spindle nose taper .....	MT#5
Tailstock barrel travel .....	3"
Cross slide travel .....	9"
Top slide travel .....	3"
Spindle to work table .....	14¼"
Spindle travel (drill) .....	5"
Spindle taper (drill) .....	MT#3
Number of speeds .....	9 lathe / 9 mill/drill
Lathe speed range .....	250, 315, 400, 500, 630, 800, 1000, 1250, 1600 RPM
Mill/drill speed range .....	315, 400, 500, 630, 800, 1000, 1250, 1600, 2000 RPM
Range of threads (inches) .....	11 TPI - 40 TPI in 20 Steps (Gear changes required)
Range of threads (metric) .....	14 @ .12 - 3.0mm
Motor size (Single phase 110V) .....	¾ H.P.
Approximate shipping weight .....	1300 lbs.

GRIZC-04596



12" x 39" Large Combo Lathe/Mill

**MODEL G4791 ONLY \$2595<sup>00</sup>**

SHIP ANYWHERE WITHIN 48 STATES FOR \$200<sup>00</sup>

**\$200<sup>00</sup>**  
ANYWHERE IN  
LOWER 48 STATES


**CALL 24 HOURS A DAY FROM ANYWHERE IN THE U.S.A. 1-800-523-4777**

**375**

As Low  
As \$889<sup>00</sup>  
Excludes tax & freight.

**METAL  
LATHES**

## 12" x 37" BELT DRIVE GAP BED LATHE



As Low  
As **\$5060**  
Excludes tax & freight

If metalworking is a serious hobby or you have a small shop, this is an excellent machine for you. It is a high quality back gear lathe that can do the job of lathes costing thousands more. **VERY NICE MACHINE!**


### FEATURES:

- Precision hardened and ground V-bed
- Uses tooth belt to reduce vibration and noise
- Micro switches shut off machine when side door or top lid are opened
- Helical back gears
- On-off-reverse switch handle mounted on the saddle for convenience


### SPECIFICATIONS:

Swing over bed .....	12"
Swing over gap .....	18 3/4"
Swing over cross slide .....	6 3/4"
Distance between centers .....	37"
Spindle thread .....	2 1/4" x 8 T.P.I.
Spindle nose taper .....	MT#5
Hole through spindle .....	1 1/8"
Tailstock barrel taper .....	MT#3
Tailstock barrel travel .....	3"
Cross slide travel .....	6"
Top slide travel .....	3 1/2"
Number of speeds .....	12
Speed range .....	50-1200 RPM
Range of threads (inches) .....	4-112 TPI
Range of threads (metric) .....	0.25-7.5mm
Width of bed .....	7 1/4"
Motor size (Single phase 220V) .....	2 H.P.
Shipping weight approximate .....	790 lbs.

**GRIZZY-04597**



Helical back gears



4-way and Rocker Style Tool Posts included

### STANDARD EQUIPMENT:

- 6" 3-Jaw chuck
- 8" 4-Jaw chuck
- 10" face plate
- Steady rest
- Follow rest
- Chip tray
- Full length splash guard
- Heavy-duty stand
- Dual inch/metric dials
- 4 way tool post
- Rocker style tool post
- Metric threading change gears
- Centers, center sleeve, service tools, manual and toolbox

2 H.P. Single Phase 220V Motor

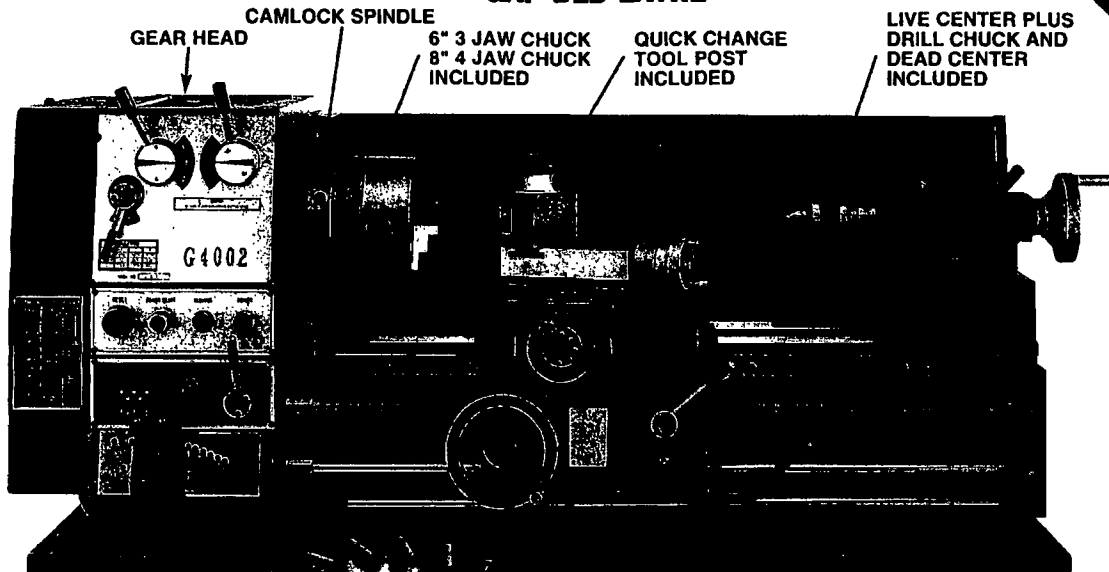
**MODEL G9249 ONLY \$1895<sup>00</sup>**

SHIP ANYWHERE WITHIN 48 STATES FOR **\$150<sup>00</sup>**

**\$150<sup>00</sup>**  
ANYWHERE IN  
LOWER 48 STATES

## 12" x 24" GEAR-HEAD, CAM LOCK SPINDLE, GAP BED LATHE

**METAL  
LATHES**



**Unbelievable  
Price!  
\$1895<sup>00</sup>**

This metal lathe is an incredible value. Produced with precision slides and ways, the G4002 will keep up with the most demanding machining job!

### FEATURES:

- Removable gap bed allows turnings up to 17" in diameter
- Nine spindle speeds - ranging from 70 to 1,400 RPM
- Easy-to-use lever controls
- Hardened and ground cast iron bed
- Cuts 4-112 Standard TPI and .2-4.5 Metric
- Full length splash guard
- On-off-reverse switch on carriage

*AS LOW  
AS \$1895<sup>00</sup>*  
Excludes tax & freight.

### SPECIFICATIONS:

Swing over bed .....	12"
Swing over gap .....	17"
Swing over cross slide .....	7"
Distance between centers .....	24"
Bed width .....	7 1/4"
Spindle bore .....	1 1/8"
Taper of spindle bore .....	MT#5
Spindle type .....	D1-4 camlock
Cross slide travel .....	6 1/4"
Compound travel .....	3 1/4"
Tailstock barrel taper .....	MT#3
Tailstock barrel travel .....	4"
Diameter of tailstock barrel .....	1 1/8"
Number of speeds .....	9
Range of speeds .....	70, 200, 220, 270, 360, 600, 800, 1000, 1400 RPM
Height w/o stand .....	23"
Height w/ stand .....	54 1/2"
Length w/ stand .....	53"
Width of stand .....	26"
Motor .....	1 1/2 HP, single phase, 220 Volt, 9 amps, 60 Hz, 1725 RPM
Shipping weight approximate .....	1015 lbs.

**GRIZC-04598**


### OPTIONAL EQUIPMENT

#### 5-PC. INDEXABLE CARBIDE TOOLHOLDER SETS



MODEL	SIZE	PRICE
G5639	3/8"	\$23.95
G5640	1/2"	\$27.95

#### EXTRA TOOL HOLDER FOR QUICK CHANGE TOOL POST

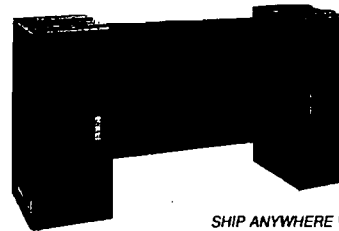


Set a variety of tool bits and drop in for a quick change over.

MODEL	PRICE
G5942	\$19.95

#### LATHE STAND

Stand for G4002  
(12" x 24" Lathe)



**MODEL G4004  
ONLY \$195<sup>00</sup>**

SHIP ANYWHERE WITHIN 48 STATES FOR \$55<sup>00</sup>

### STANDARD EQUIPMENT:

- 6" 3-jaw chuck with two sets of jaws
- 8" 4-jaw chuck with reversible jaws
- Steady rest
- Follow rest
- 10" face plate
- Tool Box
- Quick change tool post with one tool holder
- 1 Dead Center: MT#3
- 1 Live Center: MT#3
- Set of six change gears
- 1/2" chuck w/ MT#3 arbor

Complete 12" x 24" Lathe Package

**MODEL G4002 ONLY \$1895<sup>00</sup>**  
SHIP ANYWHERE WITHIN 48 STATES FOR \$200<sup>00</sup>

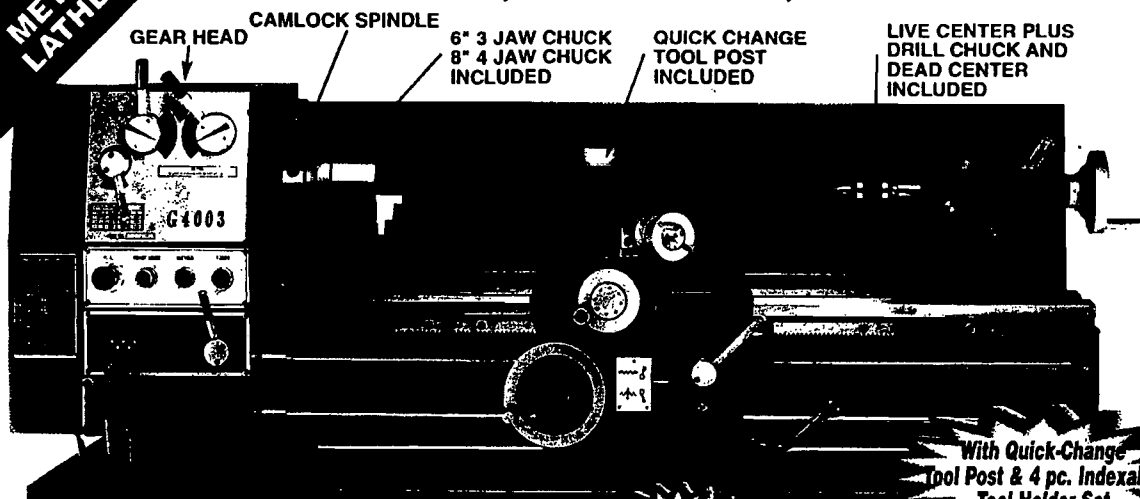
**\$200<sup>00</sup>**  
ANYWHERE IN  
LOWER 48 STATES

**CALL 24 HOURS A DAY FROM ANYWHERE IN THE U.S.A. 1-800-523-4777**

**377**

**METAL LATHES**

## 12" x 36" GEAR-HEAD, CAM LOCK SPINDLE, GAP BED LATHE



**With Quick-Change  
Tool Post & 4 pc. Indexable  
Tool Holder Set**

An exceptional metal lathe for less than two thousand dollars. A gear-head spindle lets you select speeds without having to fuss with belts or pulleys. Shifting gears is as easy as switching a couple of front-mounted levers. Quick change gearbox makes thread cutting selection fast and efficient. Outstanding quality at a very reasonable price.

### FEATURES:

- Removable gap bed allows turnings up to 17" in diameter
- Nine spindle speeds - ranging from 70 to 1,400 RPM
- Easy-to-use lever controls
- Hardened and ground cast iron bed
- Cuts 4-112 Standard TPI and .2-4.5 Metric
- Full length splash guard
- On-off-reverse switch on carriage

### SPECIFICATIONS:

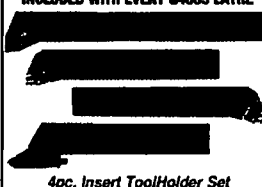
Swing over bed.....	12"
Swing over gap.....	17"
Swing over cross slide.....	7"
Distance between centers.....	36"
Bed width.....	7 1/4"
Spindle bore.....	1 1/8"
Taper of spindle bore.....	MT#5
Spindle type.....	Cam Lock D1-4
Cross slide travel.....	6 1/4"
Compound travel.....	3 1/4"
Tailstock barrel taper.....	MT#3
Tailstock barrel travel.....	4"
Number of speeds.....	9
Range of speeds.....	70, 200, 220, 270, 360, 600, 800, 1000, 1400 RPM
Motor.....	1 1/2 H.P., single phase, 220V/9 amps, 60 HZ, 1725 RPM
Height w/o stand.....	23"
Height w/ stand.....	54 1/2"
Length w/ stand.....	61"
Width of stand.....	26"
Shipping weight approximate.....	1040 lbs.

**GRIZC-04599**


*As Low  
As  
\$1,995.00*  
Excludes tax & freight.

**FREE!**


### 4 PC. INSERT TOOLHOLDER SET INCLUDED WITH EVERY G4003 LATHE



4pc. Insert Toolholder Set



### OPTIONAL EQUIPMENT



### LATHE STAND

Stand for G4003  
(12" x 36" Lathe)

**MODEL G4005  
ONLY \$195.00**

SHIP ANYWHERE WITHIN 48 STATES FOR \$55.00

See page 421 for extra tool holders.

### STANDARD EQUIPMENT:

- 6" 3-jaw chuck with two sets of jaws
- 8" 4-jaw chuck with reversible jaws
- 10" face plate
- Steady rest
- Follow rest
- Tool Box
- Quick change tool post with one tool holder
- 1 Dead Center: MT#3
- 1 Live Center: MT#3
- Set of six change gears
- 1/2" chuck w/ MT#3 arbor

### THIS IS THE BEST LATHE DEAL IN THE U.S.A.!

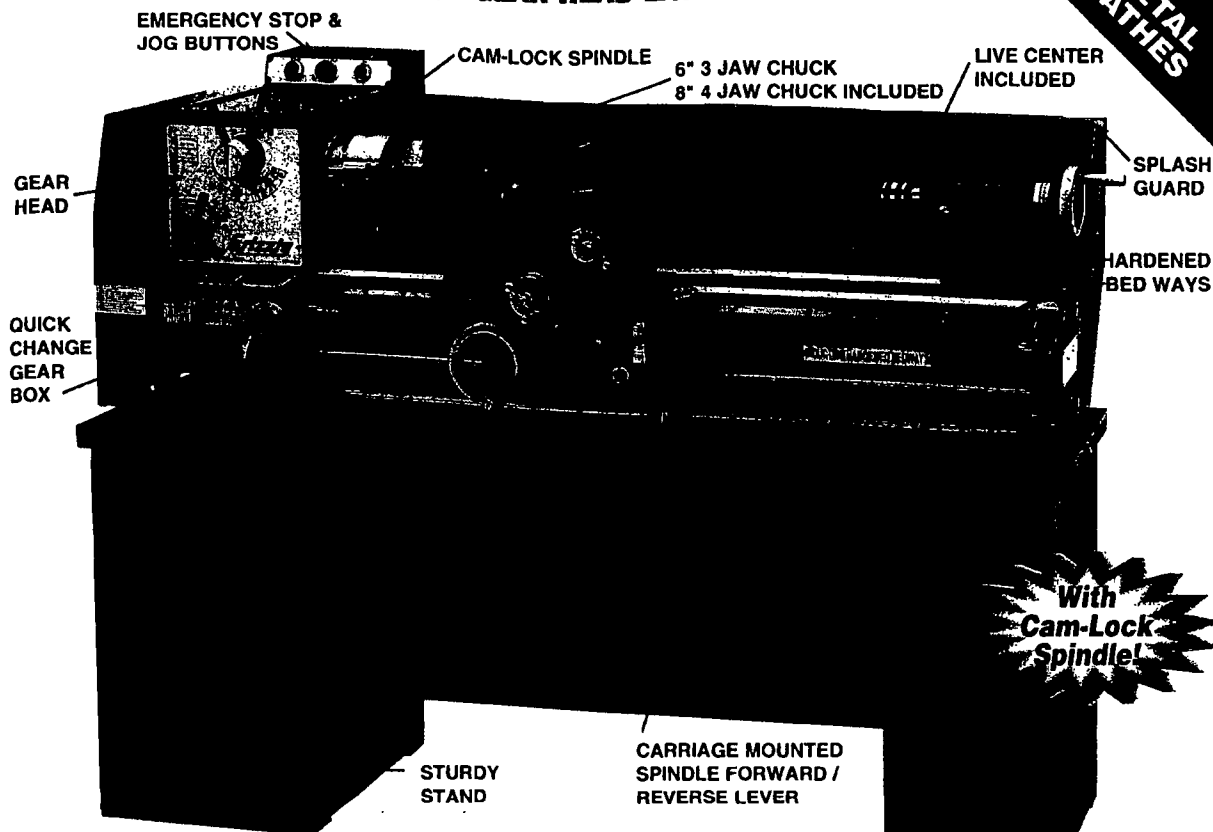
Complete 12" x 36" Lathe Package

**MODEL G4003 ONLY \$1995.00**

SHIP ANYWHERE WITHIN 48 STATES FOR \$200.00

**\$200.00**  
ANYWHERE IN  
LOWER 48 STATES

## 13½" x 40" GEAR HEAD LATHE WITH STAND



Delivering all the power and versatility you're looking for - this popular 8-speed, 13½" x 40" metal lathe combines a brawny 2-horsepower motor with the sure control of a precision gear head system. Choose from speeds ranging between 78 RPM and 2100 RPM without all the inconvenience of belts and pulleys. The Model G4016 features rock-solid cast iron construction with heavy-gauge steel chip tray and backsplash. A terrific lathe for the serious machinist or job shop.

### FEATURES:

- Cast iron construction throughout
- Induction hardened bedways
- Flame hardened headstock gears
- Tapered roller and ball bearings

### SPECIFICATIONS:

Swing over bed .....	13½"
Swing over gap .....	19"
Swing over cross slide .....	8"
Distance between centers .....	40"
Bed width .....	7½"
Spindle bore .....	1½"
Spindle nose .....	D1-4 Camlock
Taper in spindle nose .....	MT#5
Maximum carriage travel .....	35"
Cross slide travel .....	6¼"
Compound travel .....	2½"
Maximum tool size .....	½" x ½"
Feed rod diameter .....	¾"
Leadscrew .....	¾" x 8 TPI
Range of longitudinal feeds (inches/rev.) .....	.0036" - .1005"
Range of cross feeds (inches/rev.) .....	.00123" - .0345"
Tailstock barrel taper .....	MT#3
Tailstock barrel travel .....	3½"
Number of speeds .....	8
Range of speeds .....	78, 128, 210, 330, 510, 830, 1360, 2100 RPM

GRIZC-04600

Feed rate range .....	40 @ .0036"-.1005"
Thread range (inches) .....	40 @ 4 TPI-112 TPI
Thread range (metric) .....	40 @ .25 mm-6 mm
Motor .....	2 H.P., Single Phase, TEFC, 220V, 11.9 Amps, 60 Hz, 1750 RPM
Overall length .....	71½"
Overall width .....	26"
Height with stand .....	52½"
Height of center line .....	45½"
Net weight .....	1325 lbs.
Shipping weight approximate .....	1410 lbs.

### STANDARD EQUIPMENT:

- 6" 3-Jaw chuck
- 8" 4-Jaw chuck
- 12" face plate
- Steady rest
- Follow rest
- Chip pan
- Splash guard
- Stand
- Threading dial
- 4-Way turret tool post
- 2 #3 MT dead centers
- Live center
- Jog button and emergency stop

13½" x 40" Lathe with Stand

MODEL G4016 ONLY **\$2695<sup>00</sup>**

SHIP ANYWHERE WITHIN 48 STATES FOR **\$200<sup>00</sup>**

### OPTIONAL EQUIPMENT:

**TAPER ATTACHMENT**

MODEL H0775 ONLY **\$325<sup>00</sup>**

**QUICK CHANGE COLLET**

MODEL G4034 ONLY **\$299<sup>95</sup>**

**CALL 24 HOURS A DAY FROM ANYWHERE IN THE U.S.A. 1-800-523-4777**

**379**

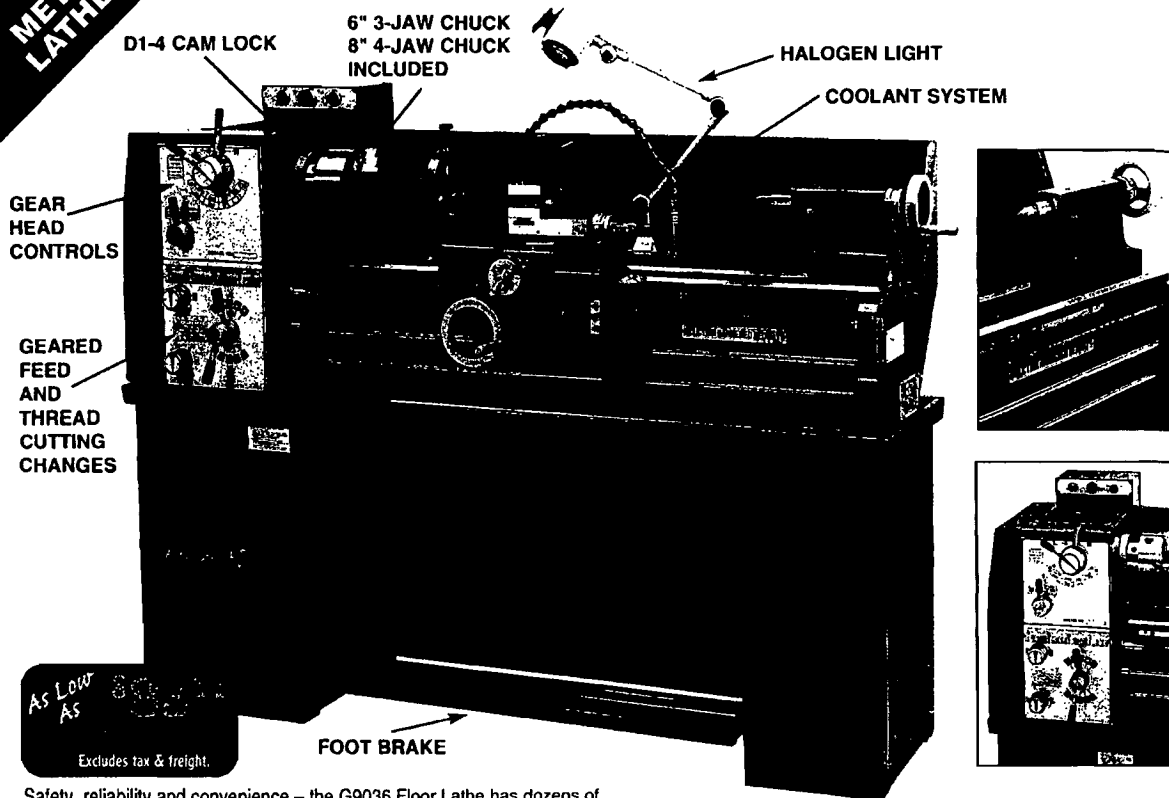
**METAL LATHES**

As Low As **\$2695**  
Excludes tax & freight.

**\$200<sup>00</sup>**  
ANYWHERE IN  
LOWER 48 STATES

**METAL  
LATHE**

## 13" x 40" GEAR-HEAD FLOOR LATHE



As Low  
As  
Excludes tax & freight.

Safety, reliability and convenience – the G9036 Floor Lathe has dozens of heavyweight features for a reasonable price. Driven by a powerful 2 HP, 220V motor, this metal monster will tackle the toughest machining jobs with ease. D1-4 cam-lock spindle is the most reliable and accurate chuck mounting system for lathes. Add an extra long foot brake and apron mounted switch control and you have precise, safe control when threading or working up close to those difficult shoulders. Gear-head makes speed and feed changes fast and a pleasure to work with. Features like these will save you time and provide a wider margin of safety.

### FEATURES:

- 2 HP motor, single phase
- Apron mounted handle switch
- Coolant system
- Front removable chip tray

### SPECIFICATIONS:

Swing over bed .....	13"
Swing over gap .....	18 1/4"
Swing over saddle .....	7 3/4"
Distance between centers .....	40"
Bed width .....	7 3/4"
Bore through spindle .....	1 1/8"
Taper of spindle nose .....	MT#5
Cross slide travel .....	6 1/4"
Compound travel .....	2 1/2"
Tailstock barrel taper .....	MT#3
Tailstock barrel travel .....	3 1/2"
Number of speeds .....	8
Range of speeds: .....	70, 115, 190, 300, 460, 755, 1255, 2000 RPM
Motor .....	2 H.P., 220 Volt, single phase
Height .....	53 1/2"
Length .....	71 1/2"
Width .....	30"
Net weight .....	1320 lbs.
Shipping weight approx .....	1760 lbs.

380

### 5-PC. INDEXABLE CARBIDE TOOLHOLDER SET

Five-piece turning tool set features indexable carbide inserts with "spline" type hold-down screws that allow indexing without removing the screw. Includes AR, AL, BR, BL and E style tools with carbide inserts, Allen® wrench, extra hold-down screws and wooden case.



### POSITIVE RAKE HOLDERS

MODEL	SIZE	INSERT SIZE	PRICE
G5640	1/2"	TCMT-32.51	\$27.95

### STANDARD EQUIPMENT:

- 6" 3-Jaw chuck with reversible top jaws
- 8" 4-Jaw chuck with reversible jaws
- 12" face plate
- Steady rest
- Follow rest
- Chip pan
- Splash guard
- Stand
- Threading dial
- 4-Way turret tool post
- 2 #3 MT dead centers (1 carbide tipped)
- Jog button and emergency stop

13" x 40" Lathe  
MODEL G9036 ONLY \$3995<sup>00</sup>  
ONLY \$3495<sup>00</sup>

SHIP ANYWHERE WITHIN 48 STATES FOR \$200<sup>00</sup>

\$200<sup>00</sup>  
ANYWHERE IN  
LOWER 48 STATES


ORDER ONLINE AT [www.grizzly.com](http://www.grizzly.com)




# 14" x 40" GEAR-HEAD FLOOR LATHES

**SINGLE PHASE & 3 PHASE  
MODELS AVAILABLE**

**METAL  
LATHES**




GRIZC-04602



## Headstock Controls

Headstock controls are always at your fingertips including jog button and emergency stop. Large dial arrow indicators and easy to read speed and gear charts makes this lathe a joy to operate.



These fully equipped, heavy-duty floor lathes will handle just about anything you can throw at them. Features like one-piece body, coolant system with splash guard, foot brake and interlocked feed rod and leadscrew - not to mention all the standard accessories that come with these machines - will turn your shop into a real profit center. Check out all the features and specifications and then look at the price again and you'll agree; this is one machine that's tough to beat! Choose between single phase or 3-phase.

## FEATURES

- Built-in stand
- Foot brake
- Hardened and ground gears in headstock
- Induction hardened bedways
- Jog button and emergency stop
- 6" 3-jaw chuck with two piece jaws
- 8" 4-jaw chuck
- 11 1/2" face plate
- Steady rest / follow rest
- 4-way turret tool post
- 2 dead centers
- 3 H.P., 3 phase motor / single phase motor
- Coolant system with back splash
- Removable chip tray
- Direct reading dial cross slide
- Threading dial
- Mounted light

## SPECIFICATIONS:

Swing over bed.....13 1/2"  
Swing over gap.....19 1/2"

## SPECIFICATIONS (CONTINUED):

Swing over saddle.....8 1/2"  
Distance between centers.....40"  
Bed width.....8 1/2"  
Spindle bore.....1 1/2"  
Spindle nose.....D1-4  
Spindle nose taper.....MT#5  
Cross slide travel.....6 3/4"  
Compound travel.....3 1/2"  
Tailstock barrel taper.....MT#3  
Tailstock barrel travel.....4 1/2"  
Number of speeds.....8 / 16  
Range of speeds:  
G5960.....(16 speeds) 45-1800 RPM  
G7958.....(8 speeds) 90-1800 RPM  
Number of longitudinal and cross feeds.....40  
Range of longitudinal feeds (in./rev.)...0.0012"-0.0294"  
Range of cross feeds (in./rev.)...0.0006"-0.0147"  
Number of inch threads.....40  
Range of inch threads.....4-112 TPI  
Number of metric threads.....22  
Range of metric threads.....0.45-7.5mm  
Leadscrew.....1/2" x 8 TPI  
Feed rod diameter.....3/4"  
Motor:  
G5960.....3 H.P., 2 speed, 3 phase, 220 Volt  
G7958.....3 H.P., single phase, 220 Volt  
Height.....47 1/2"  
Length.....72"  
Width.....30 3/4"  
Net weight.....1834 lbs.  
Shipping weight approximate.....2025 lbs.

## OPTIONAL EQUIPMENT

**TAPER ATTACHMENT**  
**MODEL G8142 ONLY \$425<sup>00</sup>**  
**COLLET ATTACHMENT**  
**MODEL G8143 ONLY \$425<sup>00</sup>**

**\$300<sup>00</sup>**  
ANYWHERE IN  
LOWER 48 STATES

As Low As **\$1111<sup>05</sup>**  
Excludes tax & freight.

Single Phase 14" X 40" Lathe  
**MODEL G7958 ONLY \$4695<sup>00</sup>**  
SHIP ANYWHERE WITHIN 48 STATES FOR \$300<sup>00</sup>

**\$300<sup>00</sup>**  
ANYWHERE IN  
LOWER 48 STATES

As Low As **\$1114<sup>03</sup>**  
Excludes tax & freight.

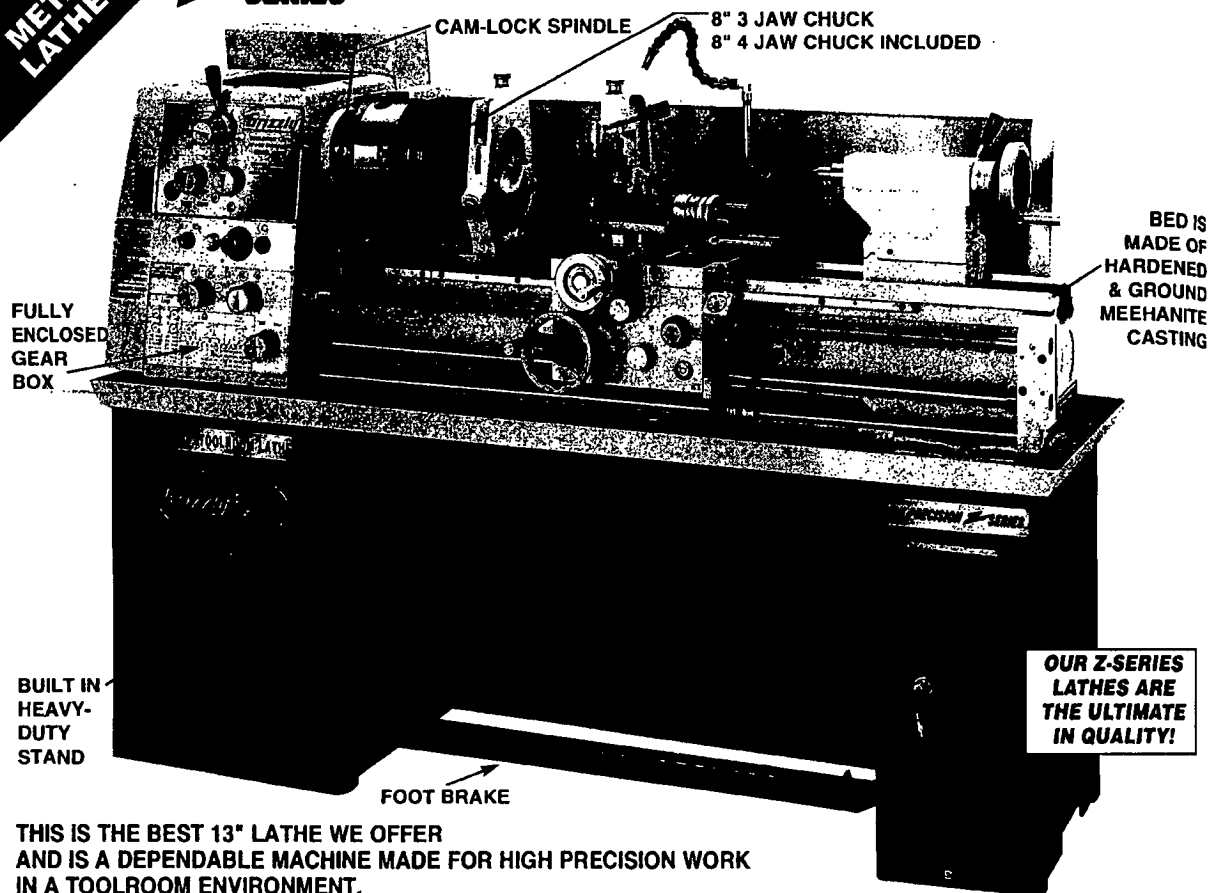
3-Phase 14" x 40" Lathe  
**MODEL G5960 ONLY \$4795<sup>00</sup>**  
SHIP ANYWHERE WITHIN 48 STATES FOR \$300<sup>00</sup>

**CALL 24 HOURS A DAY FROM ANYWHERE IN THE U.S.A. 1-800-523-4777**

**381**

**METAL  
LATHES**

## **Z-SERIES 13" x 40" HIGH PRECISION TOOLROOM LATHE**



**THIS IS THE BEST 13" LATHE WE OFFER  
AND IS A DEPENDABLE MACHINE MADE FOR HIGH PRECISION WORK  
IN A TOOLROOM ENVIRONMENT.**

### **FEATURES:**

- Precision ground V-bed is made of Meehanite casting
- Headstock gears run in an oil bath and are hardened and precision ground for smooth, quiet and vibration free operation
- Quick change gear box is fully enclosed and makes thread selection and engagement smooth and fast
- Feed rod is equipped with an overload clutch for safety
- Turret micrometer stop allows operator to set absolute stop to carriage for safety and close operations

### **SPECIFICATIONS:**

Swing over bed .....	13"
Swing over gap .....	19½"
Swing over cross slide .....	7½"
Distance between centers .....	40"
Spindle size/type .....	D1-4 camlock
Spindle nose taper .....	MT#4.4
Spindle bore .....	1½"
Tailstock barrel taper .....	MT#4.5
Tailstock barrel travel .....	4½"
Cross slide travel .....	7½"
Top slide travel .....	3½"
Number of speeds .....	8
Speed range .....	105-2000 RPM
Range of threads (inches) .....	4-56 TPI
Range of threads (metric) .....	0.45-7 mm
Width of bed .....	7½"
Motor size (Single and 3 phase) .....	3 HP
Shipping weight approximate .....	1700 lbs.

**GRIZC-04603**

### **STANDARD EQUIPMENT:**

- 8" 3-Jaw chuck
- 8" 4-Jaw chuck
- 10" face plate
- Steady rest
- Follow rest
- Coolant system
- Full length splash guard
- Built-in stand
- Dual inch/metric dials
- Turret micrometer stop
- Driving plate
- Extra 8" D1-4 backplate
- Centers, center sleeve, service tools, manual and toolbox

### **OPTIONAL TAPER ATTACHMENT**

**MODEL G9736 ONLY \$450<sup>00</sup>**

**\$200<sup>00</sup>**  
ANYWHERE IN  
LOWER 48 STATES

**AS LOW AS \$137<sup>81</sup>**  
Excludes tax & freight.

3 H.P. 220V 3 Phase

**MODEL G9731 ONLY \$5795<sup>00</sup>**

SHIP ANYWHERE WITHIN 48 STATES FOR \$200<sup>00</sup>

**\$200<sup>00</sup>**  
ANYWHERE IN  
LOWER 48 STATES

**AS LOW AS \$142<sup>50</sup>**  
Excludes tax & freight.

3 H.P. 220V Single Phase


**MODEL G9730 ONLY \$5995<sup>00</sup>**

SHIP ANYWHERE WITHIN 48 STATES FOR \$200<sup>00</sup>

## SERIES 14" x 40" HIGH PRECISION TOOLROOM LATHE

METAL  
LATHES

ED IS  
DE OF  
ENED  
DUND  
ANITE  
TING



MADE FOR PRECISION PRODUCTION WORK, THIS 14" TOOLROOM LATHE CAN BE PUT UP AGAINST ANY FINE QUALITY LATHE ON THE MARKET TODAY.

### FEATURES:

- Precision ground V-bed is made of Meehanite casting
- Totally enclosed universal gearbox allows cutting of Inch, Metric, Whitworth, Module and Diametral threads
- Headstock gears run in an oil bath and are hardened and precision ground for smooth, quiet and vibration free operation
- Chip tray slides out for easy cleaning
- Feed rod is equipped with an overload clutch for safety
- Turret micrometer stop allows operator to set absolute stop to carriage for safety and close operations

### SPECIFICATIONS:

Swing over bed .....	14 1/2"
Swing over gap .....	22"
Swing over cross slide .....	8 3/4"
Distance between centers .....	40"
Spindle size/type .....	D1-5 camlock
Spindle nose taper .....	MT#5
Spindle bore .....	1 1/8"
Tailstock barrel taper .....	MT#3
Tailstock barrel travel .....	5 3/4"
Cross slide travel .....	8 1/4"
Top slide travel .....	3 1/4"
Number of speeds .....	16
Speed range .....	35-2000 RPM
Range of threads (inches) .....	4-72 TPI
Range of threads (metric) .....	0.4-7 mm
Width of bed .....	10"
Motor size (3 phase, 220V 2 speed) .....	5 HP
Shipping weight approximate .....	2600 lbs.

GRIZC-04804

### STANDARD EQUIPMENT:

- 8" 3-Jaw chuck
- 10" 4-Jaw chuck
- 12" face plate
- Steady rest
- Follow rest
- Coolant system
- Halogen light
- Full length splash guard

16 SPEEDS!

As Low As \$185<sup>00</sup>

Excludes tax & freight.

- Built-in stand
- Dual inch/metric dials
- Turret micrometer stop
- Universal threading gearbox
- Extra 8" D1-5 backplate
- 5 H.P. 2 speed motor
- Centers, center sleeve, service tools, manual and toolbox

5 H.P. 220V 3 Phase 2 Speed Motor

MODEL G9732 ONLY \$7795<sup>00</sup>

SHIP ANYWHERE WITHIN 48 STATES FOR \$300<sup>00</sup>

### OPTIONAL TAPER ATTACHMENT

MODEL G9737 ONLY \$495<sup>00</sup>

SHIP ANYWHERE WITHIN 48 STATES FOR \$30<sup>00</sup>


\$300<sup>00</sup>  
ANYWHERE IN  
LOWER 48 STATES

CALL 24 HOURS A DAY FROM ANYWHERE IN THE U.S.A. 1-800-523-4777

383

**METAL  
LATHES**

## **SERIES 15" x 50" HIGH PRECISION TOOLROOM LATHE**



**THE 15" x 50" LATHE IS AN ALL TIME FAVORITE SIZE OF MACHINE SHOPS AROUND THE COUNTRY!**

**This fine quality toolroom model is an excellent high precision machine that will become an indispensable part of your shop.**

### **FEATURES:**

- Precision ground and hardened V-bed is made of Meehanite casting
- Totally enclosed universal gearbox allows cutting of Inch, Metric, Whitworth, Module and Diametral threads
- Headstock gears run in an oil bath and are hardened and precision ground for smooth, quiet and vibration free operation
- One shot lubrication for saddle and slides
- Chip tray slides out for easy cleaning
- Feed rod is equipped with an overload clutch for safety
- Turret micrometer stop allows operator to set absolute stop to carriage for safety and close operations
- Push/pull plunger on apron for feed direction control
- Backlash eliminator on cross slide nut

### **SPECIFICATIONS:**

Swing over bed .....	15"
Swing over gap .....	24"
Swing over cross slide .....	9 1/2"
Distance between centers .....	50"
Spindle size/type .....	D1-6 camlock
Spindle nose taper .....	MT#6
Spindle bore .....	2 1/8"
Tailstock barrel taper .....	MT#4
Tailstock barrel travel .....	6 1/2"
Cross slide travel .....	9"
Top slide travel .....	4 1/4"
Number of speeds .....	16
Speed range .....	25-2000 RPM
Range of threads (inches) .....	.2-72 TPI
Range of threads (metric) .....	.02-14 mm
Width of bed .....	11"
Motor size (3 phase, 220V) .....	7 1/2 HP
Shipping weight approximate .....	3400 lbs.

**GRIZC-04605**

### **STANDARD EQUIPMENT:**

- 10" 3-Jaw chuck
- 12" 4-Jaw chuck
- 14" face plate
- Steady rest with finger roller jaws
- Follow rest with finger roller jaws
- Coolant system
- Halogen light
- Full length splash guard
- Chuck safety guard
- Dual inch/metric dials
- Turret micrometer stop
- Universal threading gearbox
- Extra 10" D1-6 backplate
- 7 1/2 H.P. motor
- Centers, center sleeve, service tools, manual and toolbox

*7 1/2 H.P. 220V 3 Phase Motor*

**MODEL G9733 ONLY \$9995<sup>00</sup>**  
SHIP ANYWHERE WITHIN 48 STATES FOR \$400<sup>00</sup>

### **OPTIONAL TAPER ATTACHMENT**

**MODEL G9738 ONLY \$695<sup>00</sup>**  
SHIP ANYWHERE WITHIN 48 STATES FOR \$20<sup>00</sup>

**2 1/8" SPINDLE BORE**

**AS LOW AS \$2376<sup>80</sup>**  
Excludes tax & freight.

**\$400<sup>00</sup>**  
ANYWHERE IN LOWER 48 STATES

**New!**

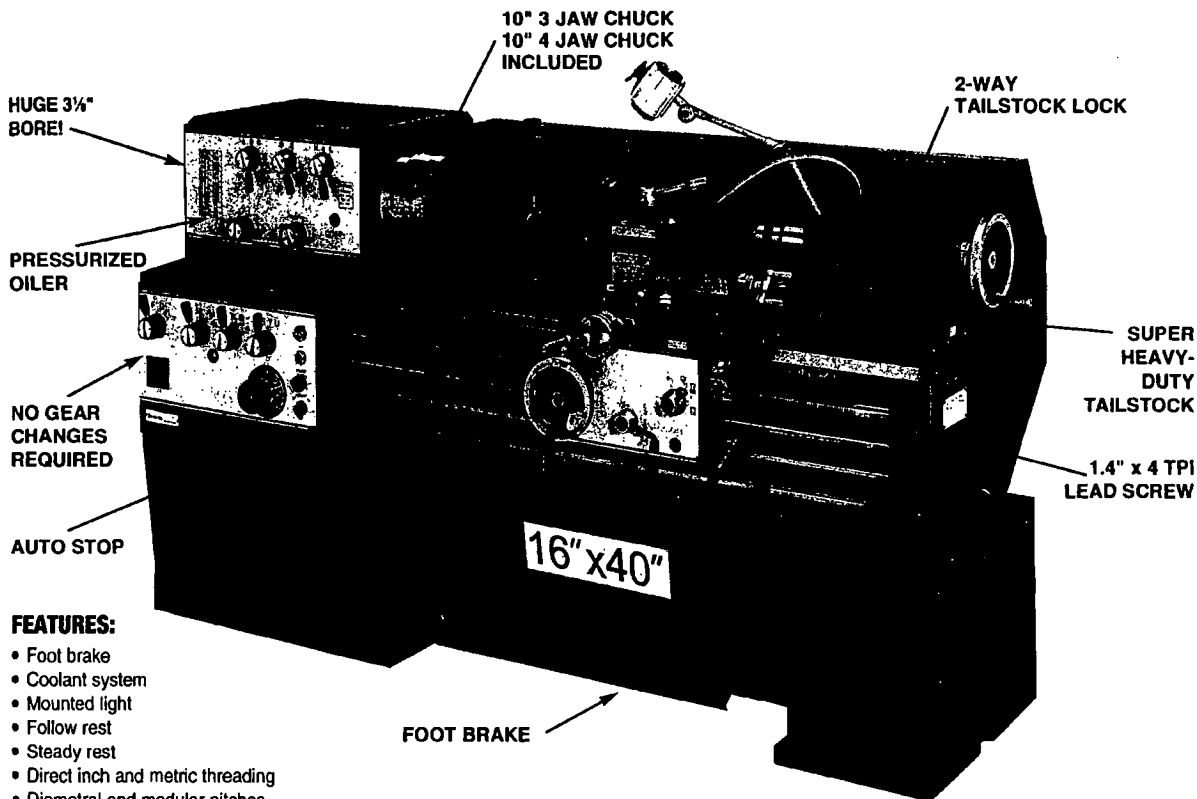
## 16" x 40" LATHE WITH 3 1/8" BORE

**METAL LATHES**

Capacity, rigidity, repeatability. Want more? Our latest addition to our series of heavy lathes has features you need for the most demanding of projects, like lots of power, a 3 1/8" bore, indexable auto-stops for the longitudinal axis, a dead lock for the tailstock and a 1 3/8" wide bed, just to name a few. Heck, the tailstock barrel on this monster is 2 3/4" in diameter! But don't let size fool you. Whether you need to make close tolerance small parts or chuck up and turn that VW into a Porsche, this machine can do it all and hardly break a sweat.

ITE  
NG

3LE  
IAY



### FEATURES:

- Foot brake
- Coolant system
- Mounted light
- Follow rest
- Steady rest
- Direct inch and metric threading
- Diametral and modular pitches
- Auto stop system for apron
- Oil pump for gearhead
- 1.1" feed rod

### SPECIFICATIONS:

Swing over bed .....	16"
Swing over gap .....	24"
Swing over cross slide .....	9"
Distance between centers .....	40"
Spindle size/type .....	D1-8 camlock
Spindle nose taper .....	MT#7
Spindle bore .....	3 1/8"
Tailstock barrel taper .....	MT#4
Tailstock barrel travel .....	5"
Cross slide travel .....	9 1/2"
Top slide travel .....	4"
Number of speeds .....	12
Speed range .....	40-1600 RPM
Range of threads (inches) .....	2 TPI - 112 TPI
Range of threads (metric) .....	0.1 - 14mm
Width of bed .....	13 3/8"
Motor size (3 phase, 220V) .....	7 1/2 H.P.
Shipping weight approximate .....	5000 lbs.

### STANDARD EQUIPMENT:

- 10" 3-jaw chuck
- 10" 4-jaw chuck
- 17" faceplate
- Positive Lock on Tailstock
- 4-Way Turret Tool Post
- Rolling Center
- Spindle Sleeve
- Leveling Pads
- 2 Dead Centers
- 1.4" - 4 TPI lead screw
- Leveling pads

GRIZC-04606

As Low  
As \$2,325.00  
Excludes tax & freight.

16" x 40" Lathe with 3 1/8" Bore

**MODEL G3621 ONLY \$9995<sup>00</sup>**

SHIP ANYWHERE WITHIN 48 STATES FOR \$500<sup>00</sup>

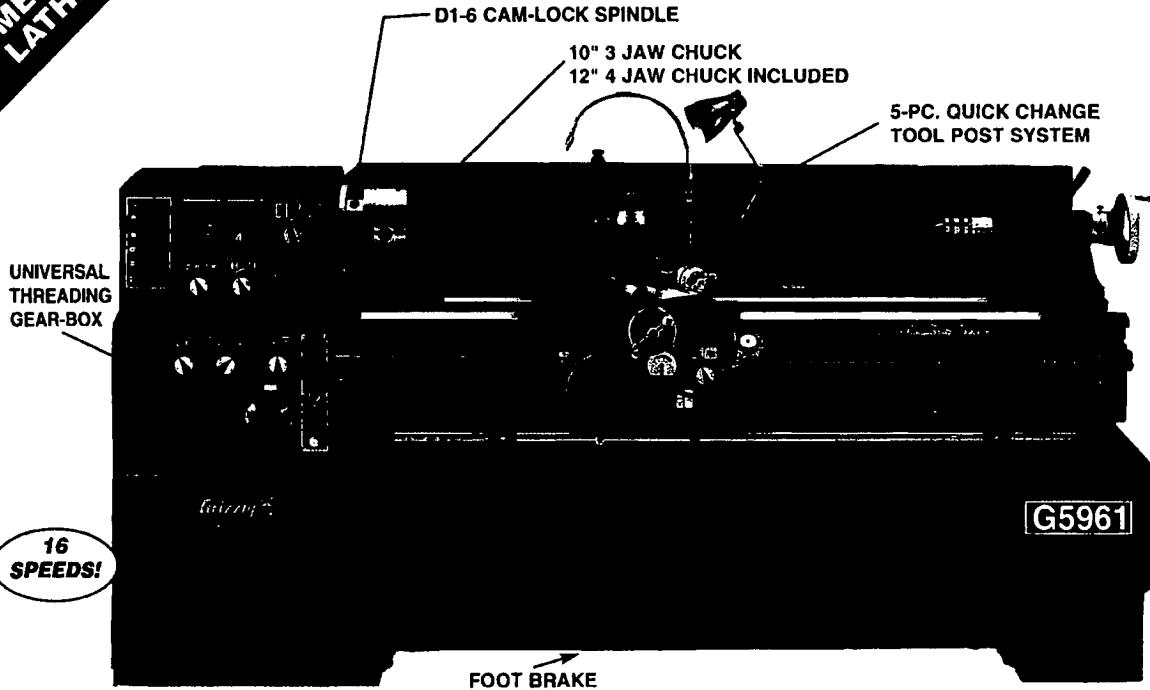
**\$500**  
ANYWHERE IN  
LOWER 48 STATES

**CALL 24 HOURS A DAY FROM ANYWHERE IN THE U.S.A. 1-800-523-4777**

385

**METAL  
LATHES**

## 16" x 60" PRECISION MACHINE SHOP LATHE



This lathe is loaded with outstanding features, plenty of power with the 2 speed, 3-phase motor and a complete accessory package. You get 16 spindle speeds, 2 $\frac{1}{16}$ " spindle bore, no gear changes for all metric and standard thread cutting, hex shaft feed rod for long lasting and smooth power transmission, auto carriage stop with indexable stops (a great feature in itself), extra heavy castings and a stabilizing 11 $\frac{1}{2}$ " bed width. With all these items as standard equipment, this machine will be an excellent addition to any machine shop.

### FEATURES:

- Precision hardened and ground V-bed
- Totally enclosed universal gearbox allows cutting of Inch, Metric, Whitworth. Module and Diametral threads can be cut by changing gears provided with machine
- Headstock gears run in an oil bath and are hardened and precision ground for smooth, quiet and vibration free operation
- One piece base
- Carriage mounted on/off control lever
- Jog button and emergency stop button standard

### SPECIFICATIONS:

Swing over bed .....	16"
Swing over gap .....	23 $\frac{1}{4}$ "
Swing over cross slide .....	9 $\frac{1}{16}$ "
Distance between centers .....	60"
Spindle size/type .....	D1-6 camlock
Spindle nose taper .....	MT#6
Spindle bore .....	2 $\frac{1}{16}$ "
Tailstock barrel taper .....	MT#4
Tailstock barrel travel .....	4 $\frac{1}{2}$ "
Cross slide travel .....	8 $\frac{1}{2}$ "
Top slide travel .....	4 $\frac{1}{2}$ "
Number of speeds .....	16
Speed range .....	45-2000 RPM
Range of threads (inches) 40 .....	2-56 TPI
Range of threads (metric) 60 .....	0.4-14 mm
Width of bed .....	11 $\frac{1}{2}$ "
Motor size (3 phase, 220V, 2 speed) .....	6 H.P.
Dimensions .....	50" H x 102 $\frac{1}{2}$ " L x 37" D
Shipping weight approximate .....	5400 lbs.

**GRIZC-04607**

As Low As **\$21390**  
Excludes tax & freight.

### STANDARD EQUIPMENT:

- 10" 3-Jaw chuck
- 12" 4-Jaw chuck
- 15" face plate
- 9" dog plate
- Steady rest
- Follow rest
- Coolant system
- Work light

### Taper attachment included

- Full length splash guard
- 5-pc. quick change tool post system
- Taper attachment
- Universal threading gearbox
- 6 H.P. 2 speed motor
- MT#4 rolling center
- Centers, center sleeve, service tools, leveling pads, manual and toolbox

6 H.P. 220V 3 Phase Motor

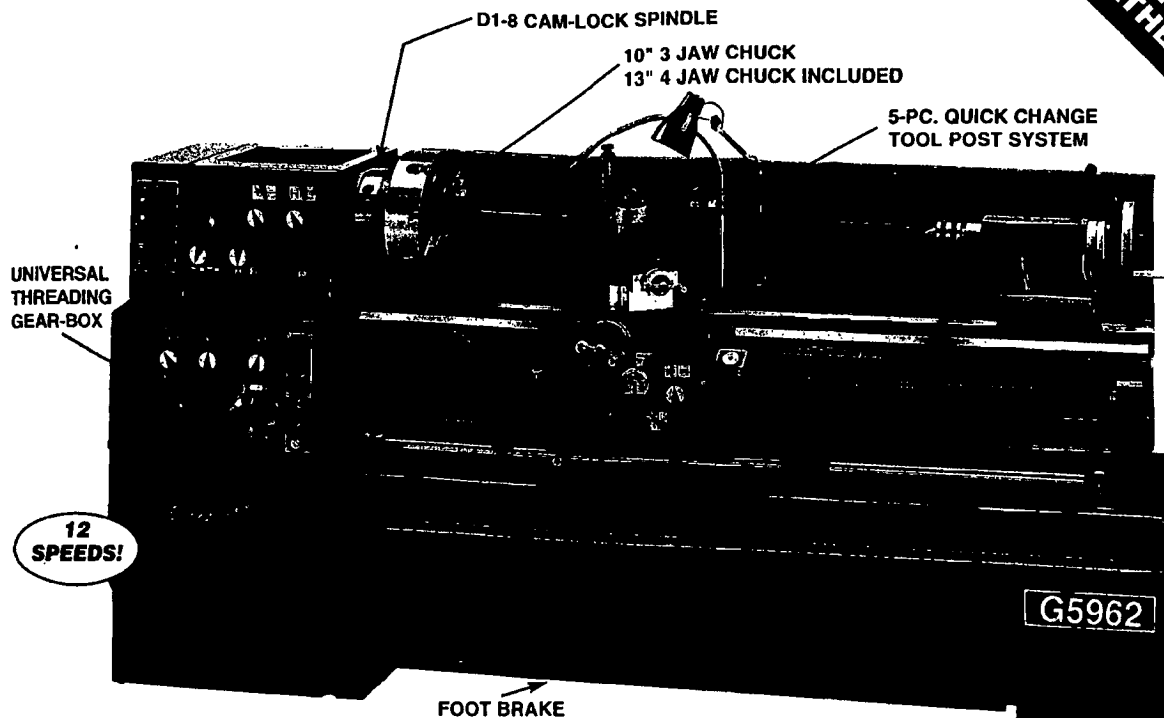
**MODEL G5961 ONLY \$8995<sup>00</sup>**

SHIP ANYWHERE WITHIN 48 STATES FOR \$500<sup>00</sup>

**\$500<sup>00</sup>**  
ANYWHERE IN  
LOWER 48 STATES

# 18" x 60" PRECISION MACHINE SHOP LATHE

METAL  
LATHES



This lathe is loaded with industrial sized features. Combine a speed range of 24 - 1600 RPM with the large swing dimensions (11 1/4" clearance over the cross slide) and you get great finishes at maximum diameters! Other important features include: a large 3 1/16" spindle bore, auto carriage stop with indexable cams, apron clutch, interlocked apron controls, hex shaft feed rod, 11 1/4" wide bed and no gear changes for inch or metric threading plus much, much more! Take a look at the standard equipment that comes with this machine and you'll agree, this is an incredible package for less than ten grand! We have not sacrificed one ounce of quality - this is one beautiful machine!

## FEATURES:

- Precision hardened and ground V-bed
- Totally enclosed universal gearbox allows cutting of Inch, Metric and Whitworth. Module and Diametral threads can be cut by changing gears provided with machine
- Headstock gears run in an oil bath and are hardened and precision ground for smooth, quiet and vibration free operation

## SPECIFICATIONS:

Swing over bed .....	18 1/4"
Swing over gap .....	24 3/4"
Swing over cross slide .....	11 1/4"
Distance between centers .....	60"
Spindle size/type .....	D1-8 camlock
Spindle nose taper .....	MT#8
Spindle bore .....	3 1/16"
Tailstock barrel taper .....	MT#4
Tailstock barrel travel .....	4 3/4"
Cross slide travel .....	8 3/4"
Top slide travel .....	4 3/4"
Number of speeds .....	12
Speed range .....	24-1600 RPM
Range of threads (inches) 40 .....	2-56 TPI
Range of threads (metric) 60 .....	0.4-14 mm
Width of bed .....	11 1/4"
Motor size (3 phase, 220V 2 speed) .....	6 H.P.
Dimensions .....	51" H x 102" L x 38 1/2" D
Shipping weight approximate .....	5300 lbs.

GRIZC-04608




## STANDARD EQUIPMENT:

- 10" 3-Jaw chuck
- 13" 4-Jaw chuck
- 16 1/2" face plate
- 9" dog plate
- Steady rest
- Follow rest
- Coolant system
- Work light
- Full length splash guard
- 5-pc. quick change tool post system
- Taper attachment
- Universal threading gearbox
- 6 H.P. 2 speed motor
- MT#4 rolling center
- Centers, center sleeve, service tools, leveling pads, manual and toolbox

6 H.P. 220V 3 Phase 2 speed Motor

MODEL G5962 ONLY **\$9995<sup>00</sup>**

SHIP ANYWHERE WITHIN 48 STATES FOR **\$500<sup>00</sup>**



Taper attachment included

**\$500<sup>00</sup>**  
ANYWHERE IN  
LOWER 48 STATES

CALL 24 HOURS A DAY FROM ANYWHERE IN THE U.S.A. 1-800-523-4777

387

## MILLING MACHINES

Now here is a mini milling machine that has more features than some Mill/Drills and is affordable for everyone! This little brute will handle any kind of job up to 1/2" drilling, 1/2" end mills and 1" facing. No belt changes necessary! The variable speed control and gear drive saves you time and hassle. Truly, a remarkable machine.

### FEATURES:

- Dovetail column
- Safety shut off switch
- Adjustable depth stop
- Fine feed head control
- Geared drive
- Clear guard on spindle
- Rubber chip guards on ways
- Zero setting dials
- Dials read inches and millimeters
- Adjustable dovetail ways on column
- 3/8" and 1/2" collets
- 1/2" drill chuck
- 2 T-nuts




GRIZC-04609


## MINI MILLING MACHINE

### SPECIFICATIONS:

- Spindle Taper: .....MT #3
- Head Travel: .....9 1/2"
- Head Tilt: .....45° L/R
- Max. distance spindle to table: .....11 1/2"
- Swing: .....12 3/4"
- Longitudinal Travel: .....7 1/8"
- Cross-slide travel: .....4"
- Table size: .....3 3/8" x 15 1/4"
- Speeds: .....Variable
- Speed Range: .....0-2500 RPM
- Motor Size: .....3/4 H.P.
- Shipping Weight: .....153 lbs.



ANYWHERE IN LOWER 48 STATES



Mini Milling Machine

MODEL G8689 ONLY \$495<sup>00</sup>


SHIP ANYWHERE WITHIN 48 STATES FOR \$55<sup>00</sup>

## MILL/DRILL

The Model G1005 Mill/Drill comes complete with 1/2" drill chuck, small angle drilling vise, and carbide-tipped fly cutter.

### FEATURES:

- Head swivels 360°
- Front-mounted ON-OFF switch with thermal overload protection
- Heavy-duty 1 H.P. motor
- Excellent speed range
- Extremely quiet machine
- Easy clutch-type mechanism for engaging fine down-feed
- Positive quill lock
- Adjustable gibs on table
- Adjustable stops on table
- Spindle supported by heavy-duty, tapered roller bearings
- Graduations in inches



G5943  
Optional  
Stand

ANYWHERE IN LOWER 48 STATES

### SPECIFICATIONS:


- Spindle taper .....R-8
- Spindle travel .....3 3/4"
- Swing .....16"
- Max. distance spindle to table .....15 1/4"
- Column size .....3 3/8"
- Collars calibrated ......001"
- T-Slots .....Use 3/8" Studs
- Table size .....6 1/4" x 20 1/4"
- Maximum table travel .....12 1/2"
- Cross-slide travel .....6"
- Drilling capacity .....1"
- Number of speeds .....12
- Range of speeds .....110-2580 RPM
- Motor size .....1 H.P.
- Approx. shipping weight .....420 lbs.

WITH 1 H.P. MOTOR!

For milling and drilling jobs that usually require a larger machine. Table size is 6 1/4" x 20 1/4"!

LONGITUDINAL SLIDE STOPS

ISO 9002 FACTORY!



Mill/Drill  
MODEL G1005

\$975<sup>00</sup> ONLY \$895<sup>00</sup>

SHIP ANYWHERE WITHIN 48 STATES FOR \$75<sup>00</sup>

Optional Stand

MODEL G5943 ONLY \$189<sup>95</sup>





## MILL/DRILL

**MILLING  
MACHINES**

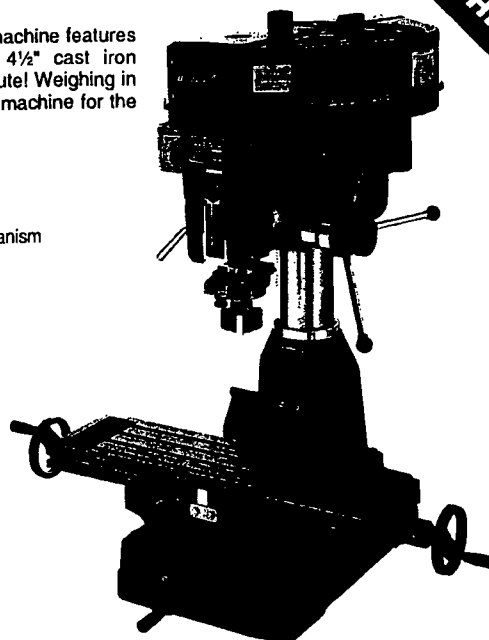
This is one of the best bargains on the market today. This Milling/Drilling machine features a powerful 2 H.P. motor, standard R-8 spindle with 5" of travel, 4 1/2" cast iron column, easy-to-read dials, reversing switch and more. And its a heavy brute! Weighing in at 560 lbs., you can expect lots of rigid, heavy duty performance. A lot of machine for the dollar, check out the specs below.

### SPECIFICATIONS:

Spindle taper .....	R-8
Spindle travel .....	5"
Swing .....	15 1/4"
Max. distance spindle nose to table .....	17 3/4"
Column size .....	4 1/2"
Table size .....	28 3/4" x 8 1/4"
Max. table travel .....	23 1/2"
Cross-slide travel .....	7"
Drilling capacity .....	1 1/4"
Number of speeds .....	12
Range of speeds .....	120 - 2500 RPM
Motor size (Single phase 110V/220V) .....	2 H.P.
Approx. shipping weight .....	660 lbs.

### FEATURES:

- 1/2" Drill Chuck
- Clutch-type Downfeed Mechanism
- Graduations are in inches



**Mill/Drill  
MODEL G3358  
ONLY \$995<sup>00</sup>**  
SHIP ANYWHERE WITHIN 48 STATES FOR \$125<sup>00</sup>

**\$125<sup>00</sup>**  
ANYWHERE IN  
LOWER 48 STATES

## MILL/DRILL

This Mill/Drill has long been accepted in the market as a machine that can handle the work of machines costing thousands of dollars more. We go one step further and offer you two improved models - both with super-large tables and one with a variable speed power feed. The power feed is reversible with rapid traverse for fast return and has an automatic shut-off micro-switch. The table can also be used manually. Both models come standard with 3" carbide fly cutter, angle vise and 1/2" drill chuck.



### FEATURES:

- Exclusive fine down-feed is graduated in .001" and is engaged by clutch-type mechanism
- Heavy-duty, 12-speed tapered roller bearing spindle
- Powerful 2 H.P., single phase, 110/220V motor
- Push Button Switch with Thermal Overload Protection
- Top quality workmanship throughout

### SPECIFICATIONS:

Spindle taper .....	R-8
Spindle travel .....	5"
Swing .....	16"
Max. distance spindle nose to table .....	18"
Column size .....	4 1/2"
Collars calibrated .....	.001"
T-Slots .....	Use 1/2" Studs
Table size .....	9 1/2" x 32"
Max. table travel .....	24"
Cross-slide travel .....	6 1/4"
Drilling capacity .....	1 1/4"
Number of speeds .....	12
Range of speeds .....	150, 225, 255, 350, 400, 500, 850, 1200, 1500, 1600, 2300, 3000 RPM
Motor size .....	2 H.P.
Approx. shipping weight .....	670 lbs.

### ISO 9002 FACTORY!

**\$125<sup>00</sup>**  
ANYWHERE IN  
LOWER 48 STATES

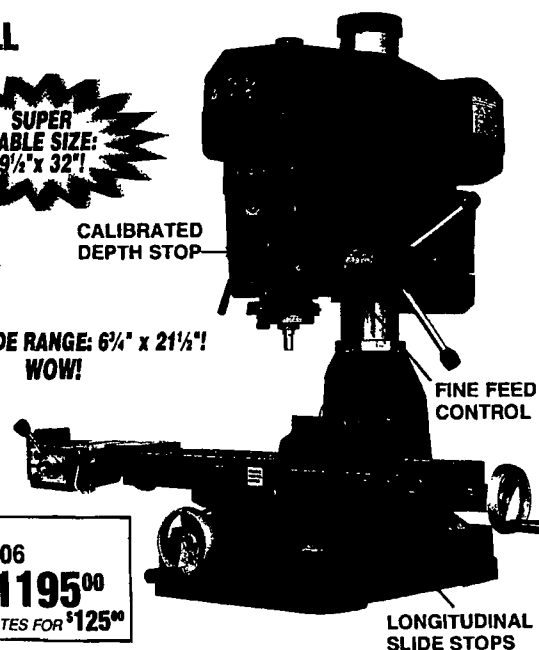
**TABLE SLIDE RANGE: 6 1/4" x 21 1/2"!  
WOW!**

**As Low As \$1195<sup>00</sup>**  
Excludes tax & freight.

**Mill/Drill  
MODEL G1006  
\$1250<sup>00</sup> ONLY \$1195<sup>00</sup>**  
SHIP ANYWHERE WITHIN 48 STATES FOR \$125<sup>00</sup>

**As Low As \$1495<sup>00</sup>**  
Excludes tax & freight.

**Mill/Drill with variable speed power feed  
MODEL G1007 ONLY \$1495<sup>00</sup>**  
SHIP ANYWHERE WITHIN 48 STATES FOR \$125<sup>00</sup>



GRIZC-04610


**G1007 shown  
with power feed**

**Optional Stand  
MODEL G5944 ONLY \$189<sup>95</sup>**

**CALL 24 HOURS A DAY FROM ANYWHERE IN THE U.S.A. 1-800-523-4777**

# MILLING MACHINES

## GEAR-HEAD MILL/DRILL



### FEATURES:

- Spindle speeds: 60, 130, 230, 450, 600 and 1500 RPM
- Head tilts up to 30° left and 90° right for angle drilling, milling, slotting and more
- Head swivels 360°
- Forward and reverse switch
- Metal alloy handwheels
- Calibrated fine downfeed
- Zero setting dials
- Heavy-duty cast iron construction
- Includes variable speed power-feed
- R-8 spindle
- Long, 5" spindle stroke
- Approx. shipping weight 715 lbs.

**\$125**  
ANYWHERE IN LOWER 48 STATES

Gear Head Mill/Drill

**MODEL G1126 ONLY \$2295<sup>00</sup>**

SHIP ANYWHERE WITHIN 48 STATES FOR \$125<sup>00</sup>

Optional Stand

**MODEL G5944 ONLY \$189<sup>95</sup>**


## OPTIONAL EQUIPMENT

### FLY CUTTERS



This 2 1/2" Fly Cutter accepts 4 carbide inserts (not included). Comes with an R-8 Arbor.

MODEL	SIZE	PRICE
G2861	Fly Cutter	\$59.95
G2863	M.T. 3 Arbor	\$12.95
G1646	R-8 Collet Set of 12	\$69.95



### 52 PIECE CLAMPING KIT

Our clamping kits are among the best in the world! All the blocks, bolts, nuts and hold-downs are case hardened. Each kit includes: Metal rack, 24 studs, 6 step block pairs, 6 T-nuts, 6 flange nuts, 4 coupling nuts and 6 end hold-downs.

1/2" 52 Piece Clamping Kit for G1126

**MODEL G1076 ONLY \$33.95**

Heavy-duty cast iron construction and high quality manufacturing ensure precise milling, drilling and tapping. Gear-head enables you to change speeds quickly. Head tilts for angled or horizontal milling and drilling. Table rides on wide, precision dovetails and comes complete with power feed. You won't find a mill/drill as versatile and complete as this anywhere else at this price!

GRIZC-04611

### SPECIFICATIONS:

Drilling Capacity .....	1"
Face Mill Capacity .....	3"
End Mill Capacity .....	3/4"
Swing .....	21"
Max. dist., spindle to table .....	17"
Spindle taper .....	R-8
Spindle stroke .....	5"
Quill diameter .....	3"
Spindle speeds .....	60, 130, 230, 450, 600 and 1500 RPM
Head swivel .....	360°
Head tilt left and right .....	30° L, 90° R
Column diameter .....	4 1/2"
Table size .....	9 1/2" x 32"
Table longitudinal travel .....	24"
Table cross travel .....	9"
Overall height .....	56"
Length .....	33"
Width .....	52"
Motor .....	1 1/2 H.P., single phase, 110V/220V, 1720 RPM
Approx. shipping weight .....	715 lbs.



Angled Milling



Horizontal Slotting

pr  
to  
or  
on  
le  
as  
at

These are beautifully produced, accurate machines that are far more than just a step above a mill/drill. They feature a tilting head, a knee, one shot lubrication, satin finished dials, 9 speeds and so much more. The G3103 also features a powerfeeder for smoother finishes and easy operation. And they are so competitively priced, too!

#### FEATURES:

- High precision ground vertical and cross ways
- Class 7 spindle bearings
- Single phase motor, 1 1/2 H.P., 220V
- Milling head micro-feed
- Head tilts to 90° both ways. 360° rotation on horizontal surface
- Lower noise and convenient operation

AS LOW  
AS \$452.00  
Excludes tax & freight.

Vertical Mill  
**MODEL G3102**  
**INTRODUCTORY SPECIAL**  
**\$1695<sup>00</sup>**

SHIP ANYWHERE WITHIN 48 STATES FOR \$150<sup>00</sup>

## VERTICAL MILL

#### SPECIFICATIONS:


Spindle taper .....	R-8
Spindle travel .....	2 1/2"
Max. distance spindle to table .....	11"
T-Slots (3) .....	3/8"
Table size .....	6 1/8" x 26"
Max. longitudinal travel .....	15 5/8"
Max. cross travel .....	6"
Max. drilling capacity for cast iron .....	1"
Max. drilling capacity for steel .....	3/4"
Head tilt .....	45° R & L
Ram swiveling angle .....	360°
Number of speeds .....	9
Range of speeds .....	240-2760 RPM
Motor size .....	1 1/2 H.P.
Packing size with stand .....	40 1/8" x 34 1/4" x 76 3/4"
Approx. shipping weight .....	980 lbs.

AS LOW  
AS \$492.00  
Excludes tax & freight.

Vertical Mill with Table Power Feed  
**MODEL G3103**  
**INTRODUCTORY SPECIAL**  
**\$1995<sup>00</sup>**

SHIP ANYWHERE WITHIN 48 STATES FOR \$150<sup>00</sup>

**New!**




**MILLING  
MACHINES**

**66 1/2"  
TALL  
WITH  
STAND**

**STAND  
INCLUDED!**

## MILLING MACHINE W/ POWER FEED

GRIZC-04612



**TILTING HEAD**

**\$200<sup>00</sup>**  
ANYWHERE IN  
LOWER 48 STATES

AS LOW  
AS \$746.00  
Excludes tax & freight.

Milling Machine with power feed

**MODEL G6760**  
**ONLY \$2795<sup>00</sup>**

SHIP ANYWHERE WITHIN 48 STATES FOR \$200<sup>00</sup>

This Milling Machine with Power Feed has all the features found on large, industrial quality mills, but sized and priced for the serious home shop. With features like tilting head, longitudinal power feed and massive cast iron construction, this is one sweet deal!

**"This is a great machine  
at an unbeatable price!"**

**S. Balolia, President**



**MOTOR MADE IN U.S.A. AND INSTALLED  
BY GRIZZLY TECHNICIANS**

#### FEATURES:

- Adjustable micrometer quill depth stop
- Multiple saddle, knee, table and ram locks for high rigidity
- R-8 spindle
- 5.4" of spindle travel
- Five spindle speeds
- Comes with longitudinal power feed
- Auto stop with micro-adjustable setting
- 1 1/2 H.P., single phase, 110V/220V, reversible TEFC 1725 RPM motor

#### STANDARD ACCESSORIES:

- Way chip protectors
- Drawbar • Tool box
- Electric control box & panel
- Power table feed for X axis

#### SPECIFICATIONS:

Spindle taper .....	R-8
Spindle travel .....	5.4"
Table size .....	7 1/8" x 35 1/2"
Table travel (longitudinal) .....	20 1/2"
Table travel (cross) .....	9 1/2"
Table travel (vertical) .....	13 3/4"
Max. dist. spindle to column .....	15 1/2"
Max. dist. spindle to table .....	13 3/4"
Knee travel .....	13 3/4"
Head travel .....	10 1/4"
Head tilt .....	90° left and right
Turret or column swivel .....	360°
T-slots .....	3 on 2 1/2" centers, 1/2" stud
Number of speeds .....	5
Range of speeds .....	255, 425, 685, 1115 and 1800 RPM
Motor .....	TEFC capacitor start induction
Horsepower .....	1 1/2
Phase .....	single phase
RPM .....	1725
Power Transfer .....	V-belts
Bearings .....	shielded and lubricated-for-life
Overall Height .....	75"
Shipping weight approx. ....	1650 lbs.

**Sargon.** 10" x 24", 2 Axis  
**DIGITAL READOUT** **MODEL G9935**  
**ONLY \$965.00**

5" Swivel Base Milling Vise

**MODEL G7154 ONLY \$129<sup>95</sup>**

**CALL 24 HOURS A DAY FROM ANYWHERE IN THE U.S.A. 1-800-523-4777**

**391**


# MILLING MACHINES

## VERTICAL MILL

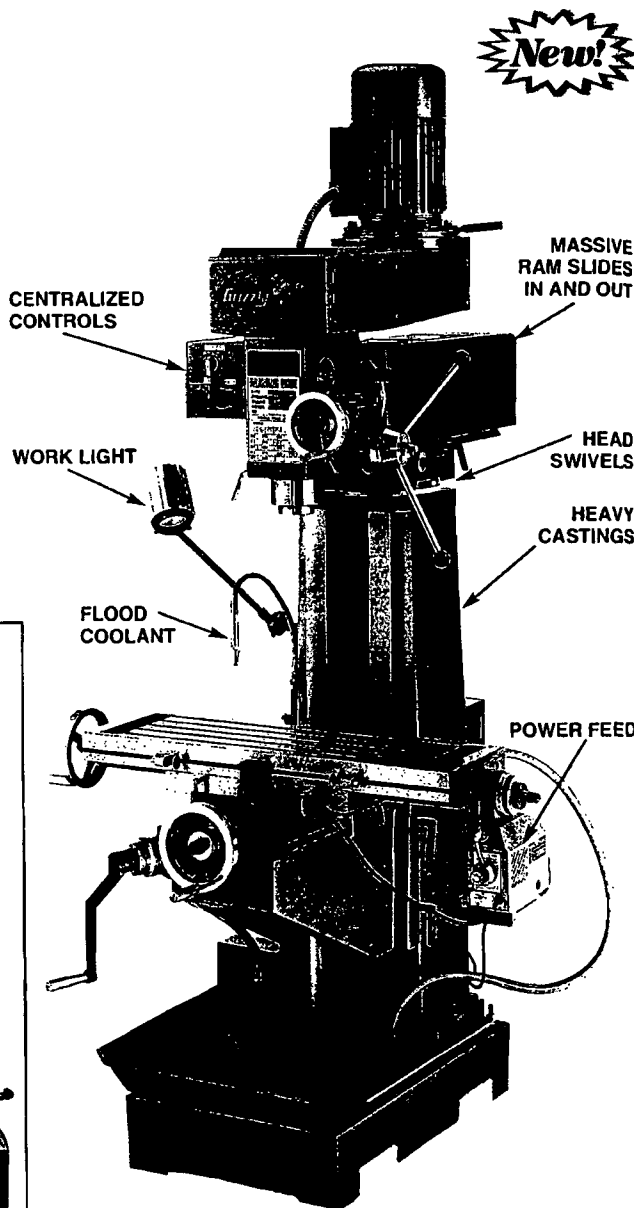
This is an extraordinary value for a vertical milling machine in this size range. It comes packed with features and capacities found on other mills costing thousands more. Start with a powerful 2 horsepower motor, coolant system and power feed on the longitudinal axis. Then add an amazing 16" capacity under the spindle and a 42 1/4" maximum swing! With the heavy castings and precision ground ways, you can tackle just about any job with confidence.

### SPECIFICATIONS:

Spindle taper	R-8
Spindle travel	5 1/4"
Table size	9 1/2" x 31 1/2"
Table travel (longitudinal)	15 1/4"
Table travel (cross)	9"
Knee travel (vertical)	13 3/4"
Max. dist. spindle to column	21 1/4"
Max. dist. spindle to table	16"
Head tilt	90° left and right
Turret or column swivel	90° left and right
T-slots	3 on 3" centers, 1/2" stud
Number of speeds	9
Range of speeds	270, 390, 490, 615, 860, 930, 1600, 1960 and 2950 RPM
Motor	TEFC capacitor start induction
Voltage	110/220V
Amps	25/12.5
Phase	Single phase
Horsepower	2
RPM	1740
Power Transfer	Belt drive
Overall Height	82"
Shipping weight approx.	1696 lbs.



SHOWN WITH MILLING VISE AND END MILL NOT INCLUDED



GRIZC-04613

**\$200**  
ANYWHERE IN  
LOWER 48 STATES

Vertical Mill  
MODEL G3616  
ONLY **\$2295<sup>00</sup>**  
SHIP ANYWHERE WITHIN 48 STATES FOR **\$200<sup>00</sup>**


As Low As **\$61<sup>28</sup>**  
Excludes tax & freight.

## HORIZONTAL/VERTICAL MILL

Built to the exacting tolerances and heavy-duty construction as the vertical mill to the left, this machine also adds a horizontal spindle. Cut slots, gears or gang mill with this beauty, then do all the jobs that require a vertical spindle, too! Switching from one spindle to the other is quick and easy and both have their own powerful motors. The coolant system, power feed and work light make this machine a joy to use.

### SPECIFICATIONS:

Spindle tapers.....	R-8
Spindle travel.....	5 1/4"
Table size.....	9 1/2" x 39 3/4"
Table travel (longitudinal).....	17 3/4"
Table travel (cross).....	9"
Knee travel (vertical).....	13 3/4"
Max. dist. spindle to column.....	25 1/8"
Max. dist. spindle to table.....	16"
Max. dist. horizontal spindle center to table.....	12"
Vertical head tilt.....	90° left and right
Turret or column swivel.....	90° left and right
T-slots.....	5/8" slots on 3" centers
Vertical spindle speeds.....	9
Range of speeds.....	270, 390, 490, 615, 860, 930, 1600, 1960 and 2950 RPM
Horizontal spindle speeds.....	8
Range of speeds.....	72, 170, 210, 240, 290, 550, 830 and 1300 RPM
Horizontal spindle sizes:.....	1" & 1 1/4"
Motors.....	TEFC capacitor start induction
Voltage.....	110/220V
Amps.....	25/12.5
Phase.....	Single phase
Horsepower (vertical motor).....	2
Horsepower (horizontal motor).....	1 1/2
RPM (each motor).....	1740
Power Transfer.....	Belt drive
Overall Height.....	80 3/16"
Shipping weight approx.....	2137 lbs.



GRIZC-04614

**\$300**  
ANYWHERE IN  
LOWER 48 STATES

Horizontal/Vertical Mill  
MODEL G3617

ONLY \$2995<sup>00</sup>

SHIP ANYWHERE WITHIN 48 STATES FOR \$300<sup>00</sup>

**MILLING  
MACHINES**

**New!**

**2 MOTORS!**

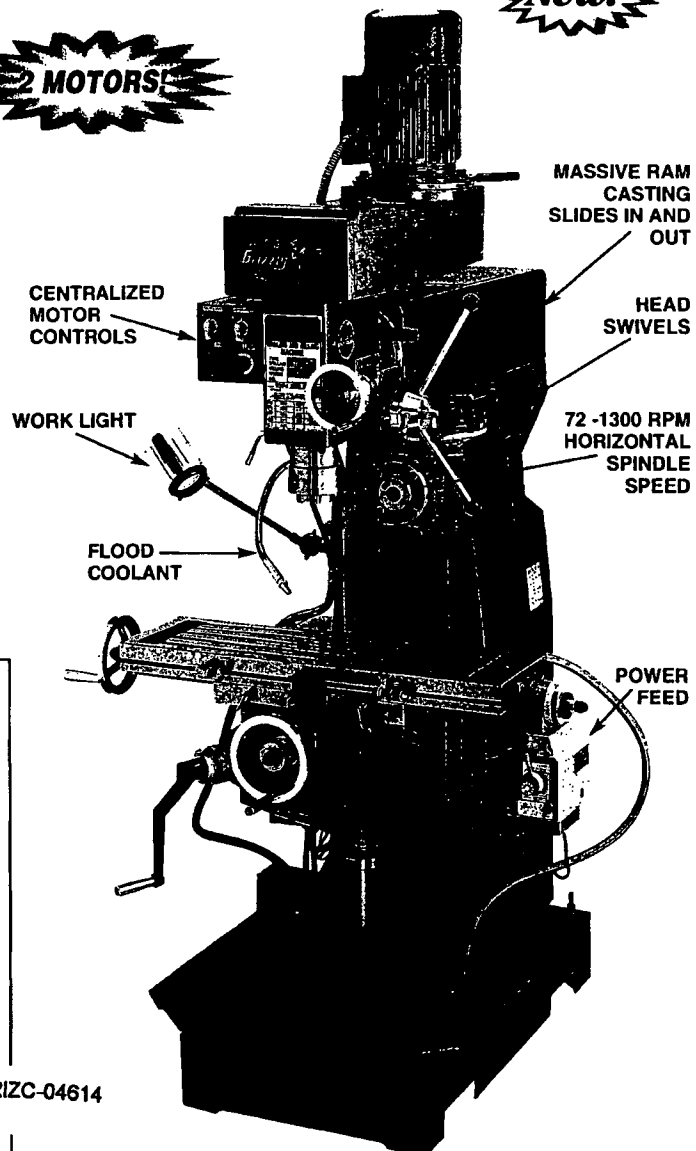


TABLE ALSO SWIVELS LEFT TO RIGHT  
(NOT SHOWN IN ABOVE PICTURE)

As Low As **\$799<sup>97</sup>**  
Excludes tax & freight.

CALL 24 HOURS A DAY FROM ANYWHERE IN THE U.S.A. 1-800-523-4777

393

## HORIZONTAL/VERTICAL MILLING MACHINE


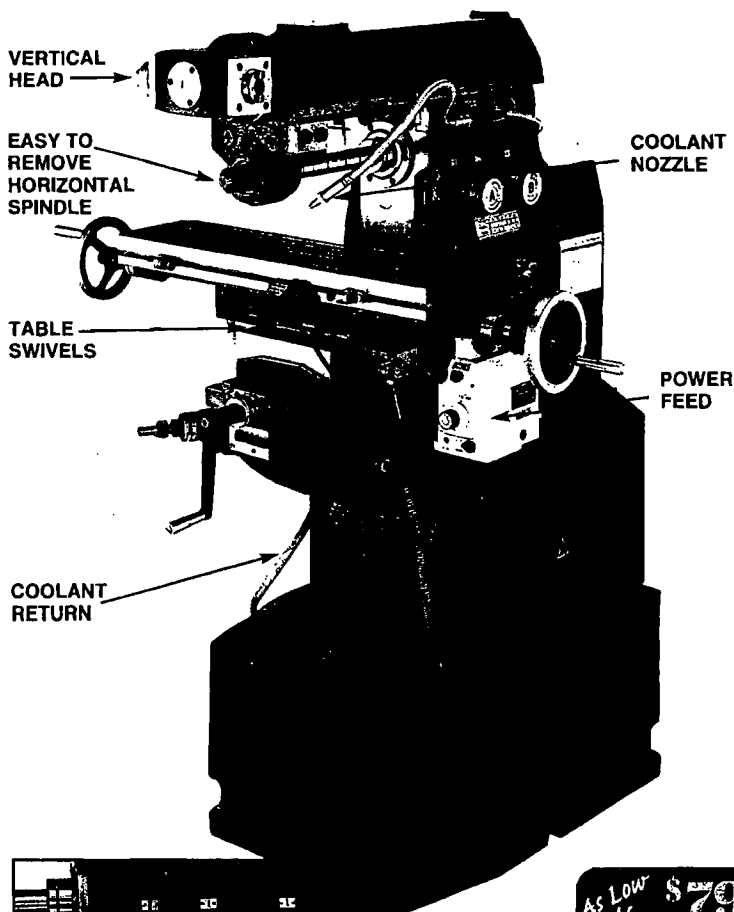
Now you can have the rugged workhorse capability of a horizontal mill and the versatility of a vertical mill all in one machine. This industrial-duty machine features a table that swivels  $\pm 45^\circ$  and a tilting vertical spindle. 2000 lbs of machine provide rigidity and vibration dampening for heavy chatter-free cutting. A high quality, infinitely variable speed, solid state power feed eases the workload and improves the finish. A built-in coolant pump assures long tool life and superior surface finishes. The adjustable outboard spindle support maximizes spindle rigidity. Gear cutters and shell mills can be handled with ease using the NT 30 horizontal holder. The vertical spindle is an R-8 taper.

### FEATURES:


- Power feed included for table
- Quick changeover from horizontal to vertical operation
- Highly precise and rigidly constructed
- Dual voltage capacity

### SPECIFICATIONS:

Table working surface:.....8 $\frac{1}{2}$ " x 27 $\frac{1}{2}$ "  
 Width of T-slot:..... $\frac{1}{2}$ "  
 Longitudinal travel:.....12 $\frac{1}{2}$ "  
 Cross travel:.....7 $\frac{3}{32}$ "  
 Vertical travel:.....12 $\frac{1}{4}$ "  
 Max. distance horizontal spindle.....  
 center to table:.....10 $\frac{3}{4}$ "  
 Max. distance vertical spindle to table:.....  
 .....12 $\frac{1}{4}$ "  
 Horizontal shaft size:.....1"  
 Max. swivel angle of worktable:..... $\pm 45^\circ$   
 Rotation of vertical milling head:.....360°  
 No. of spindle speeds:.....6  
 Range of spindle speeds:.....63-968 RPM  
 Longitudinal feed rate:.....0-200 FPM  
 Motor:.....1 $\frac{1}{2}$  H.P.  
 Coolant system.....Independently switched  
 Horizontal spindle taper:.....NT 30  
 Vertical spindle taper:.....R-8  
 Approx. shipping weight:.....2100 lbs.



**VERTICAL SPINDLE  
CAN BE TURNED OUT OF WAY**



**VIEW OF SWITCHES AND GEARS**

As Low As **\$799<sup>97</sup>**  
 Excludes tax & freight.

Horizontal/Vertical Milling Machine

**MODEL G8031**

**ONLY \$2995<sup>00</sup>**

SHIP ANYWHERE WITHIN 48 STATES FOR \$300<sup>00</sup>

**\$300<sup>00</sup>**  
 ANYWHERE IN  
 LOWER 48 STATES

GRIZC-04615

## 9" x 42" VERTICAL MILL WITH POWER FEED

MILLING  
MACHINES

This is our most economical turret type knee mill with a 9" x 42" table. It has all the features that larger mills have like power down feed with auto-stop and return, longitudinal power feed and a 5" quill travel with calibrated stop adjuster. These very heavy castings and large slide surfaces will give incredible performance and stability. And with the turret type head, its capacities are quite large. Shop around. You won't find this kind of value in a mill of this type and size.

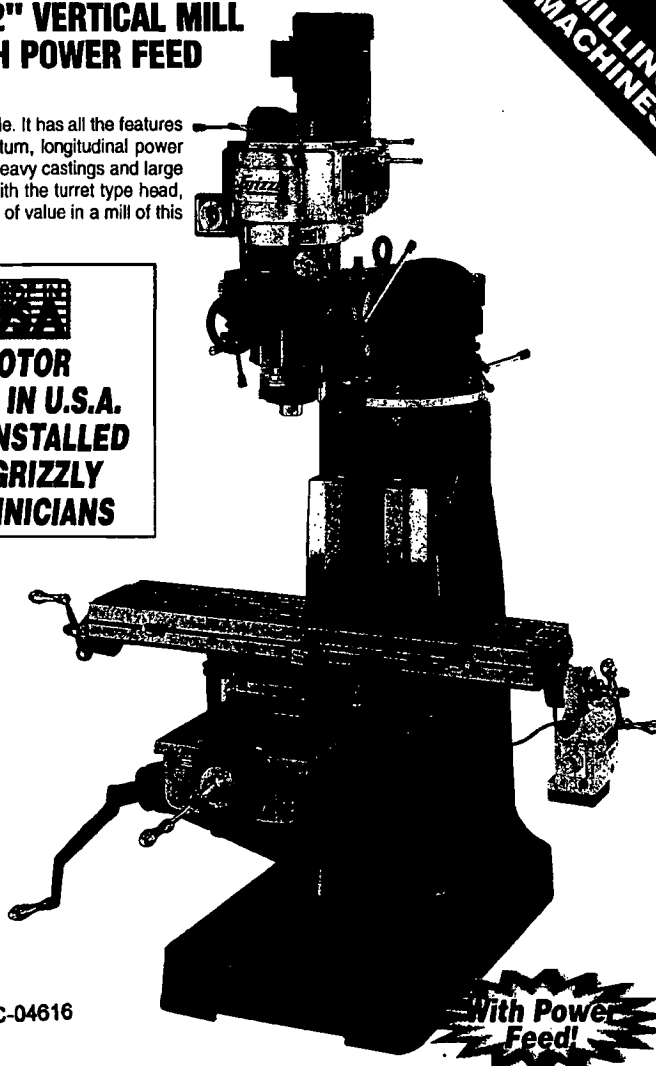
### FEATURES:

- One-shot Pump Lubrication
- Power Down Feed
- Quill Feeds/Spindle Rev.: .0019", .0035", .0058"
- Auto Stop w/ Micro Adjustable Stop
- R-8 Spindle
- Longitudinal Power Feed
- Hardened & Ground Table Surface
- Chrome Plated, Precision Ground Quill
- Adjustable Micrometer Quill Depth Stop

### SPECIFICATIONS:

Spindle travel .....5"  
Table size .....9" x 42"  
Table travel (longitudinal).....25 1/8"  
Table travel (cross) .....12 1/2"  
Max. dist. spindle to table .....18 1/4"  
Max. dist. spindle to column .....17 1/2"  
Knee travel .....16"  
Head tilt .....45° both ways  
Head swivel .....90° both ways  
T-slots .....3 on 2 1/2" centers, 1/2" studs  
Range of speeds (RPM): 78, 98, 197, 278, 670,  
.....850, 1700 and 2000  
Motor .....2 H.P., Single Phase  
Shipping weight approx. ....2400 lbs.

  
**MOTOR  
MADE IN U.S.A.  
AND INSTALLED  
BY GRIZZLY  
TECHNICIANS**



GRIZC-04616

**With Power  
Feed!**

**AS LOW  
AS \$300**  
Excludes tax & freight.

**\$300**  
ANYWHERE IN  
LOWER 48 STATES


**MODEL G9901  
ONLY \$3,495<sup>00</sup>**

SHIP ANYWHERE WITHIN 48 STATES FOR \$300<sup>00</sup>

### OPTIONAL EQUIPMENT

#### Sargon. DIGITAL READ-OUTS

Strong construction and intelligent design have earned Sargon™ Digital Read-outs recognition and respect throughout the metalworking industry.



#### FEATURES:

- Machine error compensation
- Absolute/incremental
- Inch and mm conversion
- Fine/coarse display modes
- All packages include display, scales and mounting hardware



MODEL	TABLE TRAVEL	QUILL TRAVEL	TYPE	PRICE
G9936	12" x 30"	N/A	2 Axis	\$975.00
G9940	12" x 30"	5"	3 Axis	\$1095.00

**CALL 24 HOURS A DAY FROM ANYWHERE IN THE U.S.A. 1-800-523-4777**

395

**MILLING  
MACHINES**

**MEEHANITE  
CASTINGS  
THROUGHOUT**

**With Power  
Feed!**



## VERTICAL MILL MODEL G4027 (2 H.P., 1 PH., 9" x 42" TABLE)

Our most affordable production milling machine has many of the same features that are included with more expensive machines. This top-selling machine features a three speed power down feed, 3.35" quill with 5" throw, turret head, power feed x-axis and massive castings for optimum stability and accuracy.

### FEATURES:

- R-8 spindle
- Auto down feed
- Meehanite cast iron
- Centralized lubrication system
- Power down feed
- Auto stop with micro-adjustable setting
- Chrome plated precision ground quill
- Adjustable micrometer quill depth stop
- Multiple saddle, knee, table and ram locks for high rigidity
- Table & cross feed lead screw has double nuts to minimize backlash
- Hardened & ground column and knee slideways
- Table surface hardened and ground
- Heavy-duty saddle supports full width of table
- 2 H.P., single phase, TEFC 1725 RPM motor, 115/230V, 28/14 amps
- Comes with longitudinal power feed
- Includes: way chip protectors, drawbar and tool box

**As Low As \$9500**  
Excludes tax & freight

### SPECIFICATIONS:

Spindle taper ..... R-8  
Spindle travel ..... 5"  
Table size ..... 9" x 42"  
Table travel (longitudinal) ..... 26"  
Table travel (cross) ..... 12 1/2"  
Max. dist. spindle to table ..... 17 1/2"  
Max. dist. spindle to column ..... 19 1/2"  
Knee travel ..... 16"  
Head tilt ..... 45° both ways  
Head swivel ..... 90° both ways  
Quill feeds / spindle rev.: ..... .0015", .003", .006"  
T-slots ..... 3 on 2 1/2" centers, 1/2" studs  
Range of speeds (RPM): ..... 80, 135, 210, 325, ..... 660, 1100, 1750 and 2720  
Motor ..... 2 H.P., Single Phase  
Shipping weight approx. .... 2020 lbs.

"In April 2000, we purchased a G4027 Vertical Knee Mill from your Springfield facility. We have been using this machine in diversified repair work. This mill is proving to be an excellent machine with outstanding repeatability. We have found it to be very cost-effective, as most repair operations require tight budgets. Many thanks for thinking of independent working people with your line of equipment."

**Ben Chadd**  
Bainbridge, IN

## OPTIONAL EQUIPMENT

### Sargon. DIGITAL READ-OUTS

Strong construction and intelligent design have earned Sargon™ Digital Read-outs recognition and respect throughout the metalworking industry.



#### FEATURES:

- Machine error compensation
- Absolute/incremental
- Inch and mm conversion
- Fine/coarse display modes
- All packages include display, scales and mounting hardware

**GRIZC-04617**



MODEL	TABLE TRAVEL	QUILL TRAVEL	TYPE	PRICE
G9936	12" x 30"	N/A	2 Axis	\$975.00
G9940	12" x 30"	5"	3 Axis	\$1095.00

**Price reduction due  
to strong U.S. Dollar.  
BUY NOW!**

**\$300**  
ANYWHERE IN  
LOWER 48 STATES

Vertical Mill

MODEL G4027 ONLY \$4395<sup>00</sup>

**ONLY \$3995<sup>00</sup>**

SHIP ANYWHERE WITHIN 48 STATES FOR \$300<sup>00</sup>



## 9" x 49" VERTICAL MILL WITH POWER FEED

Need a little more table space? Try one of our 9" x 49" turret type knee mills. They have all the same great features as their little brother but they have the added table length necessary for those longer parts. These mills are an exceptional value and are offered in a 8 speed V-belt drive or variable speed. And of course with 2 H.P., large slide surfaces and heavy castings, these milling machines will perform with amazing rigidity through some of the toughest jobs.

### FEATURES:

- One-shot Pump Lubrication
- Auto Down Feed
- Quill Feeds/Spindle Rev.: .0019", .0035", .0058"
- Auto Stop w/ Micro Adjustable Stop
- R-8 Spindle
- Longitudinal Power Feed
- Hardened & Ground Table Surface
- Chrome Plated, Precision Ground Quill
- Adjustable Micrometer Quill Depth Stop

### BELT DRIVE HEAD

#### SPECIFICATIONS:

Spindle travel .....5"  
Table size .....9" x 49"  
Table travel (longitudinal).....31½"  
Table travel (cross) .....12½"  
Max. dist. spindle to table .....18¼"  
Max. dist. spindle to column .....19½"  
Knee travel .....16"  
Head tilt .....45° both ways  
Head swivel .....90° both ways  
T-slots .....3 on 2½" centers, ½" studs  
Speeds .....8  
Range of speeds (RPM): 78, 98, 197, 270, 670,  
.....850, 1700 and 2400  
Motor.....2 H.P. TEFC Capacitor Start Induction  
Voltage .....115V/230V, prewired to 230V  
Shipping weight approx. ....2484 lbs.

**MODEL G9902  
WITH SINGLE PHASE  
U.S. MADE MOTOR  
ONLY \$3,650<sup>00</sup>**

SHIP ANYWHERE WITHIN 48 STATES FOR \$300<sup>00</sup>

### VARIABLE SPEED HEAD

#### SPECIFICATIONS:

Spindle travel .....5"  
Table size .....9" x 49"  
Table travel (longitudinal).....31½"  
Table travel (cross) .....12½"  
Max. dist. spindle to table .....18¼"  
Max. dist. spindle to column .....19½"  
Knee travel .....16"  
Head tilt .....45° both ways  
Head swivel .....90° both ways  
T-slots .....3 on 2½" centers, ½" studs  
Speeds .....Variable  
Range of speeds (RPM): .....70-4200  
Motor.....3 Phase, 2 H.P., TEFC Induction  
Voltage .....220V  
Shipping weight approx. ....2531 lbs.

**3 Phase Variable Speed  
MODEL G9903**

**ONLY \$4,295<sup>00</sup>**

SHIP ANYWHERE WITHIN 48 STATES FOR \$300<sup>00</sup>



**MOTOR  
MADE IN U.S.A.  
AND INSTALLED  
BY GRIZZLY  
TECHNICIANS**

As Low As **\$300<sup>00</sup>**  
Excludes tax & freight.

**\$300<sup>00</sup>**  
ANYWHERE IN  
LOWER 48 STATES

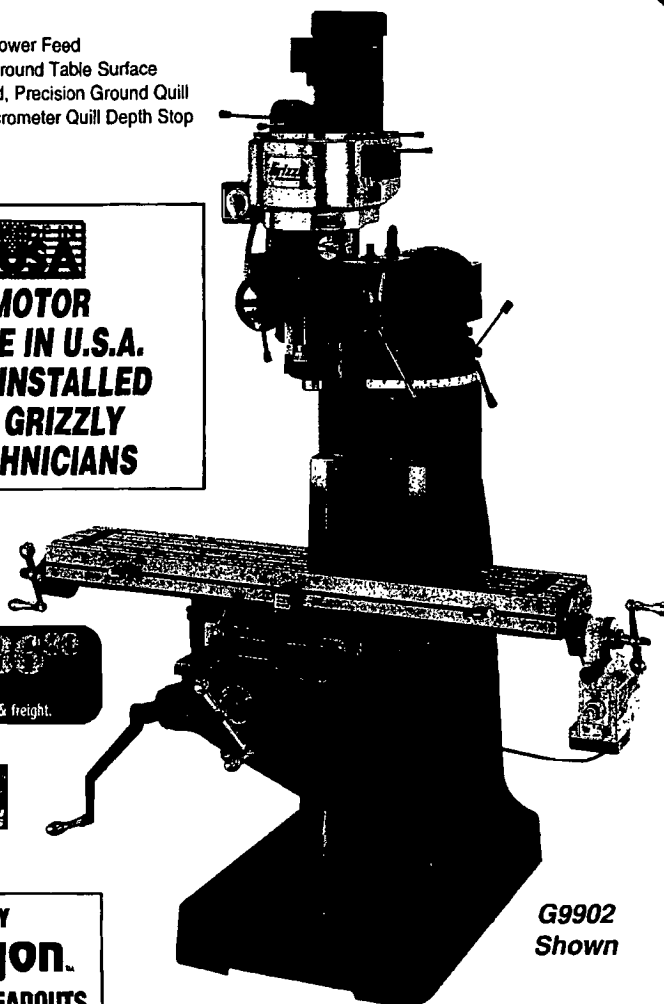
**BUY  
Sargon.  
DIGITAL READOUTS**

12" x 30", 2 Axis  
G9936 \$975.00  
5" x 12" x 30", 3 Axis  
G9940 \$1095.00


See Page 396 for More  
Information

**\$300<sup>00</sup>**  
ANYWHERE IN  
LOWER 48 STATES

As Low As **\$102<sup>14</sup>**  
Excludes tax & freight.



**G9902  
Shown**



**GRIZC-04618**

**MODEL G9903 HEAD**

**CALL 24 HOURS A DAY FROM ANYWHERE IN THE U.S.A. 1-800-523-4777**

## MILLING MACHINES

### 10" x 54" VERTICAL MILL WITH POWER FEED

These are the largest capacity milling machines we have. With an incredible 10" x 54" table, huge table travel and 3 H.P., 3 phase motors, just about any job can be done. And these castings are massive! Made to exacting specifications, these milling machines will give repeatable results in close tolerance work. Choose the G9905 variable speed milling machine and get on-the-fly speed changes. Or save a little money and get a large speed range of the G9904 with easy to adjust V-belts. Both machines will give excellent results and years of reliable performance. Please, check out the features and specifications below. It will be impossible to find a comparable value.

#### SPECIFICATIONS:

Spindle travel .....5"  
 Table size .....10" x 54"  
 Table travel (longitudinal).....33 3/4"  
 Table travel (cross) .....15 1/2"  
 Max. dist. spindle to column .....24 1/2"  
 Max. dist. spindle to table .....17"  
 Knee travel .....16 3/4"  
 Head tilt.....45° both ways  
 Head swivel .....90° both ways  
 T-slots .....3 on 2 1/2" centers, 1/2" stud  
 Belt drive speed range(14) .....78, 98, 155, 197, 278, 394, 555, 670, 850, 1340, 1700, 2400, 3400, .....4800 RPM  
 Variable speed range.....78 - 4800 RPM  
 Motor size.....3 H.P., 3 phase  
 Voltage.....220V  
 RPM .....1725/3430  
 Power Transfer .....V-belt  
 G9904 Shipping weight approx. ....3506 lbs.  
 G9905 Shipping weight approx. ....3582 lbs.

#### FEATURES:

- One-shot Pump Lubrication
- Auto Down Feed
- Quill Feeds / Spindle Rev.: .0019", .0035", .0058"
- Auto Stop w / Micro Adjustable Stop
- R-8 Spindle
- Longitudinal Power Feed
- Hardened & Ground Table Surface
- Chrome Plated, Precision Ground Quill
- Adjustable Micrometer Quill Depth Stop

Belt Drive Head  
**MODEL G9904**

**ONLY \$4,495<sup>00</sup>**

SHIP ANYWHERE WITHIN 48 STATES FOR \$400<sup>00</sup>

As Low As **\$106<sup>99</sup>**

Excludes tax & freight.


Variable Speed  
**MODEL G9905**

**ONLY \$5,395<sup>00</sup>**

SHIP ANYWHERE WITHIN 48 STATES FOR \$400<sup>00</sup>

As Low As **\$128<sup>99</sup>**

Excludes tax & freight.




CLOSE-UP OF QUILL

GRIZC-04619

#### BUY **Sargon.** DIGITAL READOUTS

16" x 36", 2 Axis  
 G9937 \$995.00  
 5" x 16" x 36", 3 Axis  
 G9941 \$1195.00



G9905 Shown

#### OPTIONAL EQUIPMENT

##### SWIVEL BASE MILLING VISES

Vises feature 360° rotation with fine graduations, drop forged handle, precision ground jaw faces, enclosed acme screw and detachable swivel base.

MODEL	SIZE	OPENING	PRICE
G9002	2 3/8"	1 3/8"	\$49.95
G5971	3 1/2"	2 3/8"	\$69.95
G5972	4"	3 3/8"	\$79.95
G5973	5"	4 3/8"	\$89.95
G5974	6"	5 3/8"	\$139.95 *
G5975	8"	6 3/8"	\$179.95 **

\* SHIP ANYWHERE WITHIN 48 STATES FOR \$30<sup>00</sup>

##### COMBINATION ROTARY TABLE




Table surface and rotating parts are ground for smooth operation. Table is a solid Meehanite casting offering stability and assured accuracy. Ratio is 90-to-1 or 4° per hand-wheel revolution.

G1049 6" MT #2 3 Slots \$199.00

\*\* SHIP ANYWHERE WITHIN 48 STATES FOR \$55<sup>00</sup>

## VARIABLE SPEED TURRET HEAD MILLING MACHINE (3 H.P., 3 PH., 10" x 50" TABLE)

This is the Bad Boy of vertical milling machines! Weighing in at over a ton of pure metalworking power, it features heavy-duty everything — knee, slideways, work table and saddle support to name a few. It also has a wide range of variable speeds, powered by a three horsepower, three phase industrial motor. And of course, a machine like this naturally comes with a longitudinal power feed table, oil lubricating system, automatic quill feed and monster table travel. So whatever kind of metalworking you're into, from job shops to full scale production shops, this milling machine can handle it.

### FEATURES:

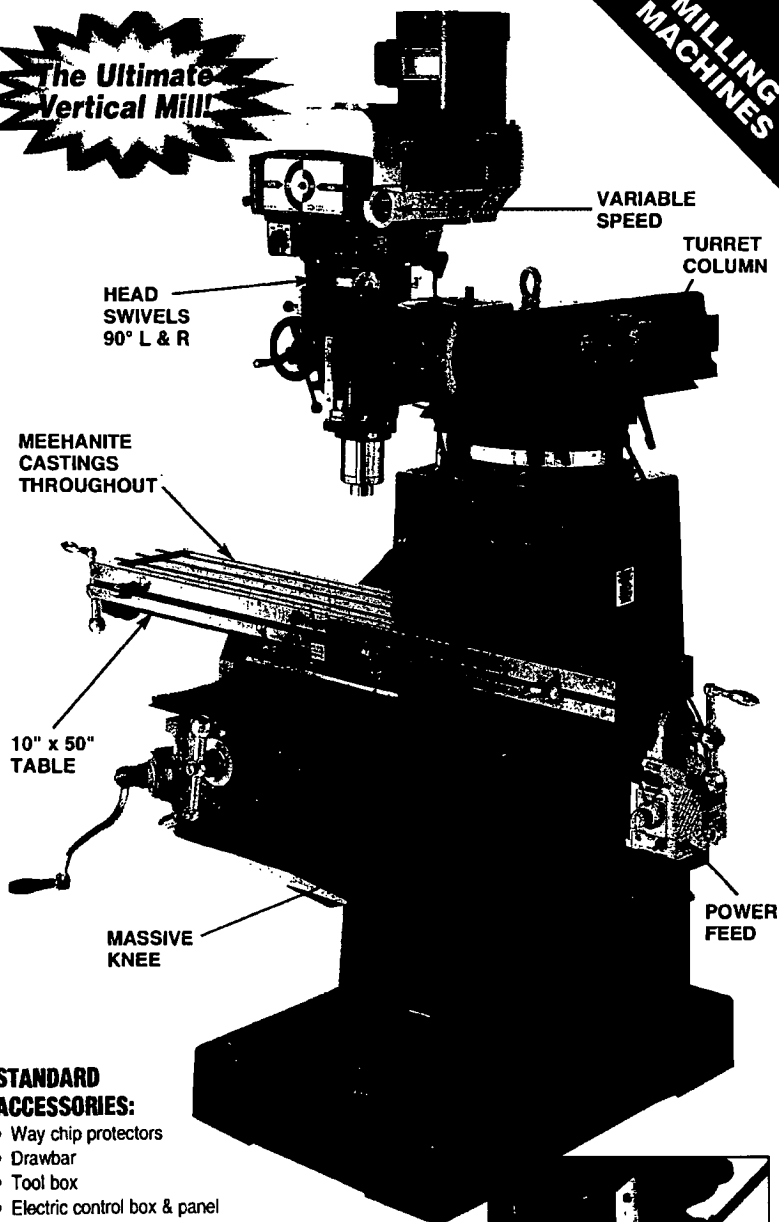
- Centralized lubrication system
- Variable speed
- Power down feed
- Auto stop with micro-adjustable setting
- R-8 spindle
- Meehanite cast iron
- Chrome plated precision ground quill
- Adjustable micrometer quill depth stop
- Multiple saddle, knee, table and ram locks for high rigidity
- Table & cross feed lead screws have double nuts to minimize backlash
- Hardened & ground column and knee slideways
- Hardened and ground table surface
- Heavy-duty saddle supports full width of table
- Comes with longitudinal power feed
- 3 H.P., 3 phase, TEFC 1725 RPM motor

GRIZC-04620

### SPECIFICATIONS:

Spindle taper .....R-8  
Spindle travel .....5"  
Table size .....10" x 50"  
Table travel (longitudinal).....31½"  
Table travel (cross).....15"  
Table travel (vertical).....15"  
Max. dist. spindle to column .....27"  
Max. dist. spindle to table .....17"  
Knee travel.....17"  
Head tilt.....45° both ways  
Head swivel .....90° both ways  
T-slots .....3 on 2½" centers, ½" stud  
Variable speed range.....75 - 3800 RPM  
Motor.....TEFC  
Horsepower .....3  
Phase .....3 phase  
RPM .....1725  
Power Transfer .....V-belt  
Bearings.....shielded and lubricated-for-life  
Shipping weight approx. ....2600 lbs.

*The Ultimate  
Vertical Mill!*



### STANDARD ACCESSORIES:

- Way chip protectors
- Drawbar
- Tool box
- Electric control box & panel
- Power table feed for X axis

Price reduction due to strong U.S. Dollar.  
**BUY NOW!**

**\$300**  
ANYWHERE IN  
LOWER 48 STATES


As Low As **\$1425.00**  
Excludes tax & freight.

Vertical Mill

MODEL G4029 ONLY **\$6495<sup>00</sup>**

**ONLY \$5995<sup>00</sup>**

SHIP ANYWHERE WITHIN 48 STATES FOR **\$300<sup>00</sup>**



### BUY Sargon. DIGITAL READOUTS

G9937 16" x 36", 2 Axis **\$995.00**  
G9941 5" x 16" x 36", 3 Axis **\$1195.00**

**CALL 24 HOURS A DAY FROM ANYWHERE IN THE U.S.A. 1-800-523-4777**

**399**

## MILLING ACCESSORIES




### SWIVEL BASE MILLING VISES

These swivel base milling vises are tough enough to handle any chore. Each features 360° rotation with fine graduations, drop forged handle, precision ground jaw faces, enclosed Acme screw and detachable swivel base.

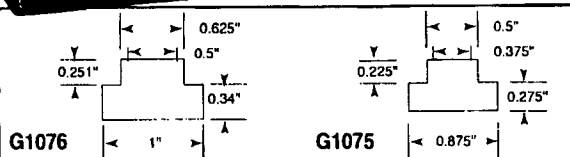
MODEL	SIZE	OPENING	WEIGHT	PRICE
G9002	2½"	1½"	12 lbs	\$49.95
G5971	3½"	2½"	25 lbs	\$69.95
G5972	4"	3½"	39 lbs	\$79.95
G5973	5"	4½"	54 lbs	\$89.95
G5974	6"	5½"	94 lbs	\$139.95
G5975	8"	6½"	148 lbs	\$179.95

\* SHIP ANYWHERE WITHIN 48 STATES FOR \$30\*\* SHIP ANYWHERE WITHIN 48 STATES FOR \$55



### 52-PC. CLAMPING KITS

GRIZC-04621



Our Clamping Kits are among the best in the world! All the blocks, bolts, nuts and hold-downs are case hardened. Each clamping kit includes: 24 studs, 6 step block pairs, 6 T-nuts, 6 flange nuts, 4 coupling nuts and 6 end hold-downs. We offer the two most popular sizes: ¾" and ½". The ¾" set fits our Model G1004, G1005 and G1008 mills, while the ½" set fits our Model G1006, G1007, G1126, G4027, G4028, G4029 and G5757 mills, plus other larger milling machines on the market. Racks can be bolted to the wall or side of machine for easy access.

MODEL	T-NUT SIZE	BOLT SIZE	PRICE
G1075	½"	¾"	\$39.95 \$33.95
G1076	¾"	½"	\$30.95 \$33.95

**T-NUTS, CLAMPS, STEP BLOCKS AVAILABLE ON PAGE 429**

### SPEED HANDLE


When production is paramount, you can't beat the performance of this 6" Speed Handle. Replaces the original handle on all standard milling machine vises with ¾" hex ends.

MODEL G9591 ONLY \$9<sup>95</sup>

400

### MILLING VISE FOR ROUND PARTS

This Horizontal/Vertical Milling Vise for slotting, drilling and facing cylindrical workpieces features a double sided V-block for large and small diameters, self centering opposable jaws and depth stop for repeated operations. Jaws measure 4" wide and capacity is ¾" to 3½" diameter. Includes two ¾" clamping bolts. Shipping weight approx. 51 lbs.




**New!**

MODEL H2716 ONLY \$99<sup>95</sup>

### 5" TILTING/SWIVELING MILLING VISE

This Tilting and Swiveling Milling Vise offers the ultimate in work set-up. Precision aligned jaws and easily accessible tilt and swivel clamps secure for positively worry-free operation. Worth its weight in gold! Shipping weight approx. 80 lbs.




MODEL G7066 ONLY \$165<sup>00</sup>


SHIP ANYWHERE WITHIN 48 STATES FOR \$30<sup>00</sup>

### PRECISION MILLING VISES

Premium quality swiveling Milling Vises feature perfectly aligned, precision ground jaws, large Acme screws and easy to read 0 - 360° scales. Trust your best work with these quality milling vises.



G7156



G7154



G7155

**\$55**  
ANYWHERE IN LOWER 48 STATES

MODEL	SIZE	OPENING	WEIGHT	PRICE
G7156	4"	3½"	44 lbs	\$99.95
G7154	5"	4½"	69 lbs	\$129.95
G7155	6"	5½"	120 lbs	\$199.95*

\* SHIP ANYWHERE WITHIN 48 STATES FOR \$55<sup>00</sup>

ORDER ONLINE AT [www.grizzly.com](http://www.grizzly.com)